


Parts Catalog

Mazda RX-7
U.S.A.
(95)



FD333 - 400001-500000

Feb. '97 (FINAL)

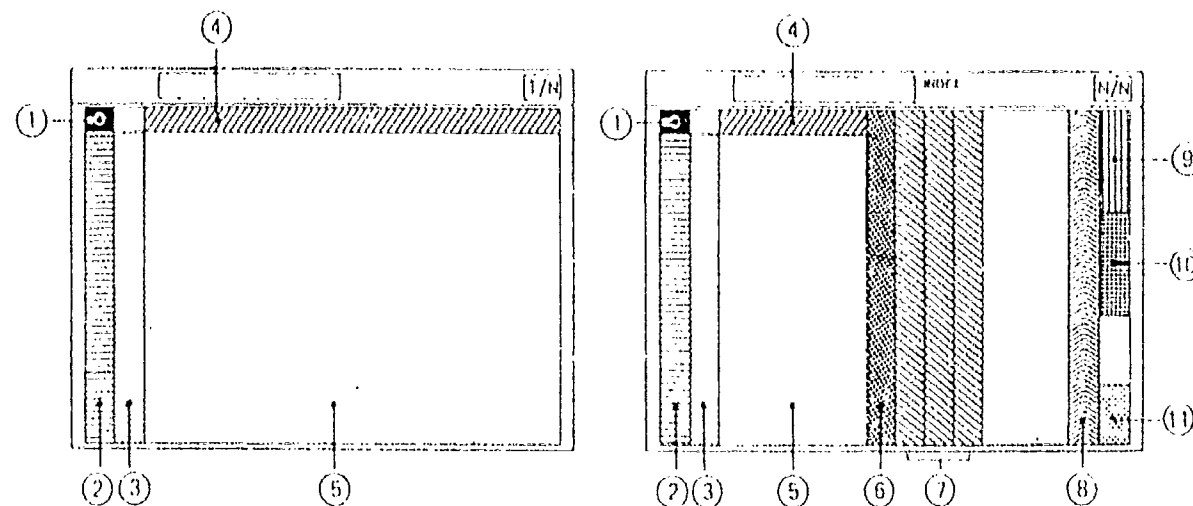
Catalog No. AU-FA06-04

MAZDA

© 1997 Mazda Motor Corporation

LAYOUT OF CONTENTS / DISPOSITION TYPOGRAPHIQUE DE CONTENU / DISPOSICION DEL CONTENIDO / ANORDNUNG DES INHALTS


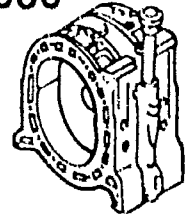
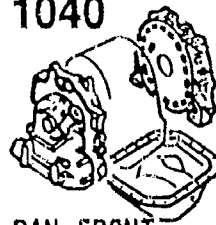
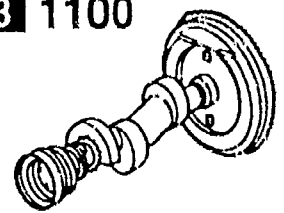

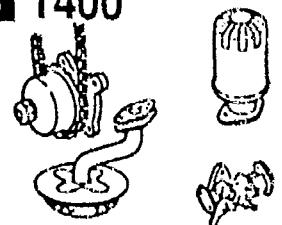
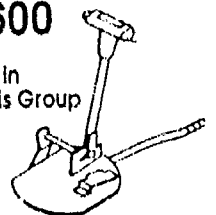
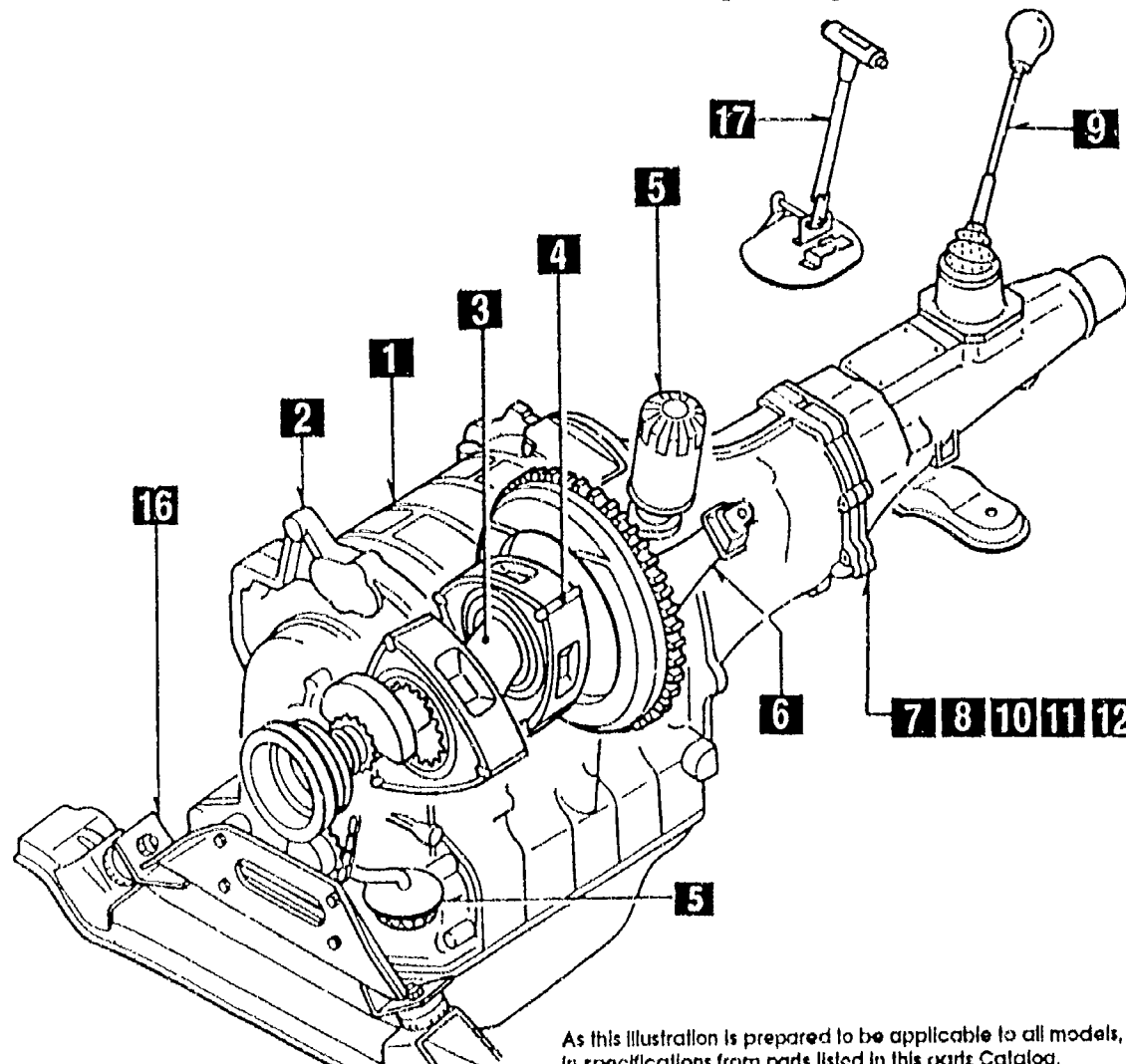
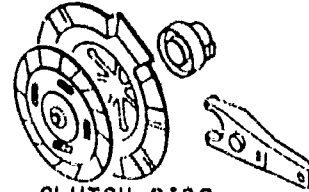
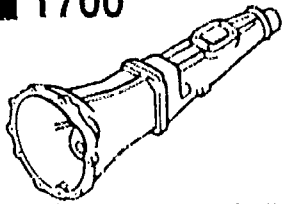
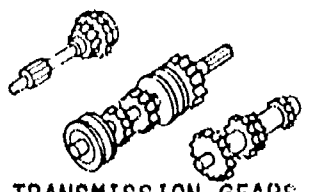
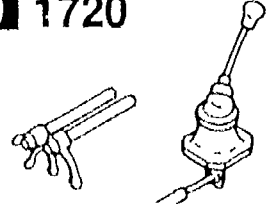

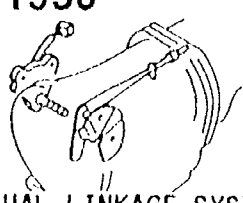
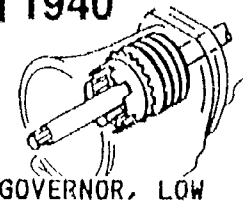
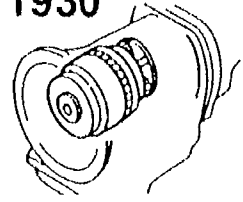
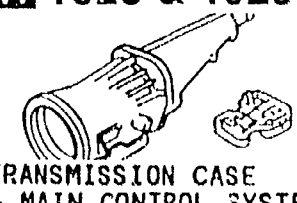
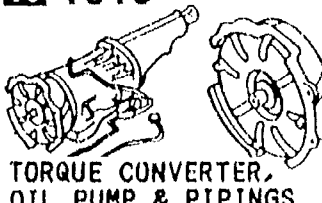
- The following is a typical example of the layout of contents on Mazda microfiche parts catalog.
- Voici un exemple typique de la disposition typographique de contenu dans les microfiches de catalogue des pièces de Mazda.
- El siguiente es un ejemplo típico de la disposición del contenido en una microficha del catálogo de repuestos de Mazda.
- Folgendes ist ein typisches Beispiel der Inhaltsanordnung des Mazda-Mikrofiche-Teilekatalogs.



Remark : The items listed under ④ have been deleted from each fiche since Dec. '93

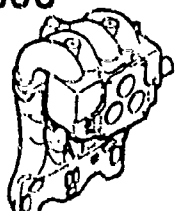
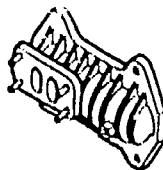

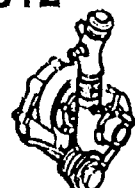

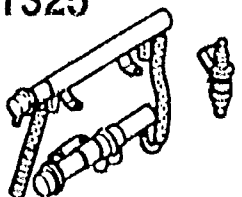
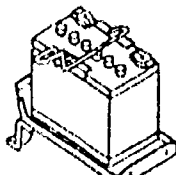
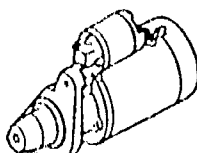
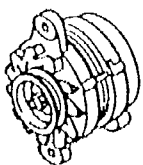
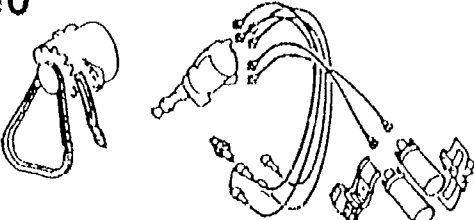
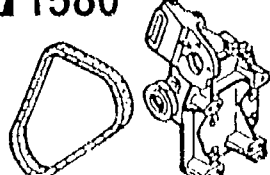
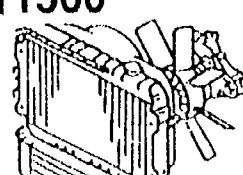
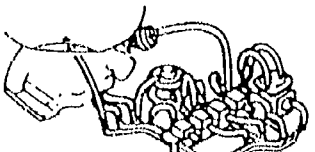

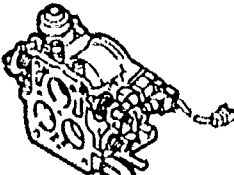


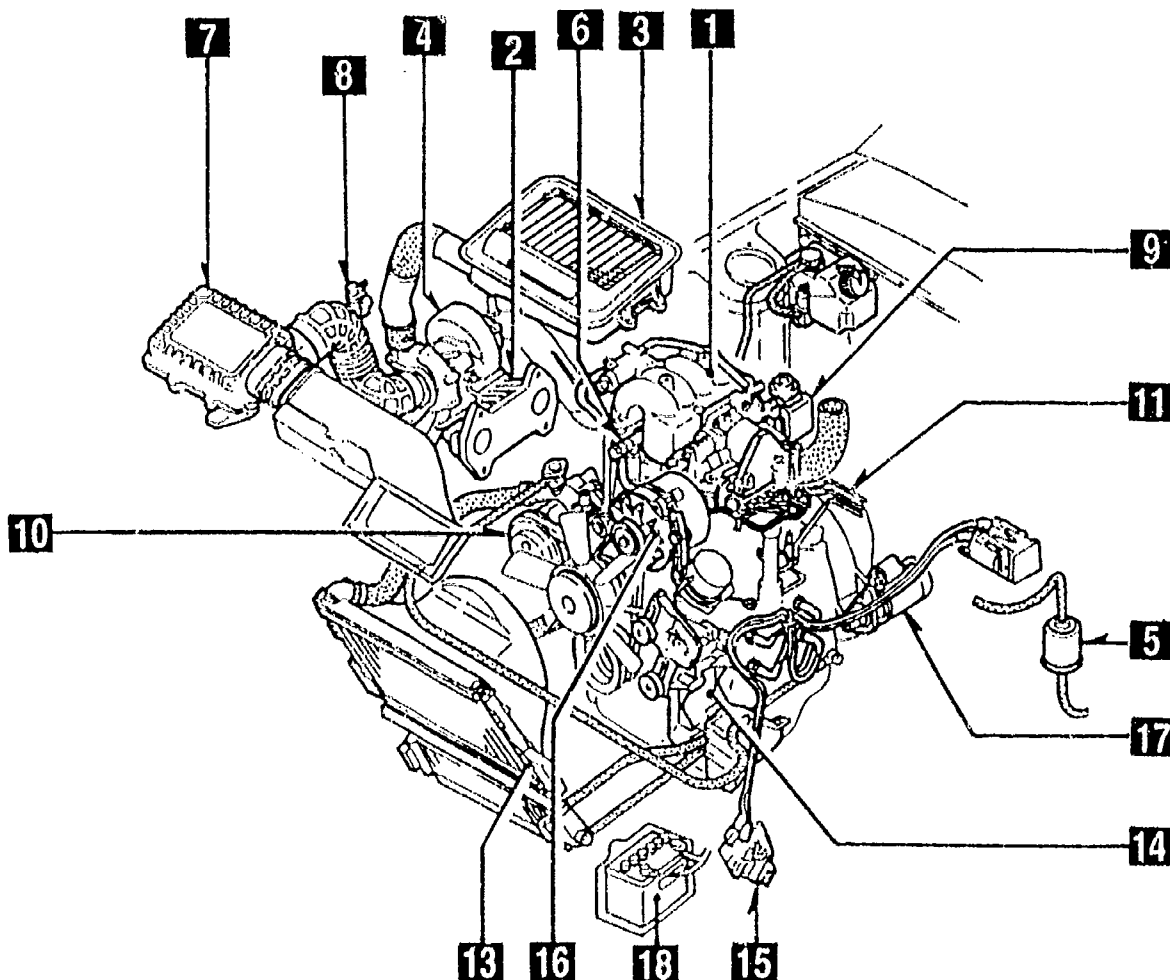
- | | | |
|--|---|---|
| ① • Layout of contents
• Disposition Typographique de Contenu
• Disposición del contenido
• Anordnung des Inhalts | ② • Pictorial Index
• Index par Schémas
• Índice Gráfico
• Illustrierte Index | ③ • Master Section No. Index
• Index des Numéros des Sections Totale
• Índice del Número de la Sección Maestra
• Hauptabschnittsnummer-Index |
| ④ • Section No. Index for the Column
• Index des Numéros des Sections pour les Colonnes
• N° de la Sección para el Índice
• Abschnittsnummer Index für die Spalte | ⑤ • Illustration & Text
• Illustrations et Textes
• Ilustración y Texto
• Abbildung und Text | ⑥ • Part No. Index
• Index des Numéros des Pièces
• Índice del N° de Pieza
• Teile Nr. Index |
| ⑦ • Alphabetical Index
• Index Alphabétique
• Índice Alfabético
• Alphabetischer Index | ⑧ • Model Identification
• Identification des Modèles
• Identificación del Modelo
• Modell-Kennzeichnung | ⑨ • Vehicle Identification System
• Système d'Identification de Véhicule
• Sistema de Identificación de Vehículo
• Fahrzeug-Identifikations-system |

PICTORIAL INDEX

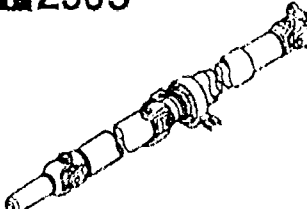
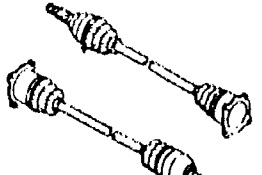
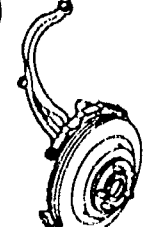


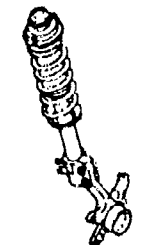
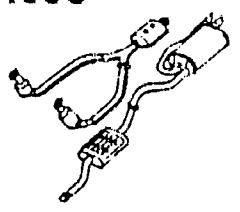
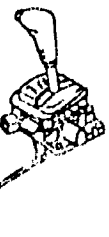
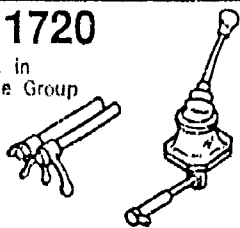
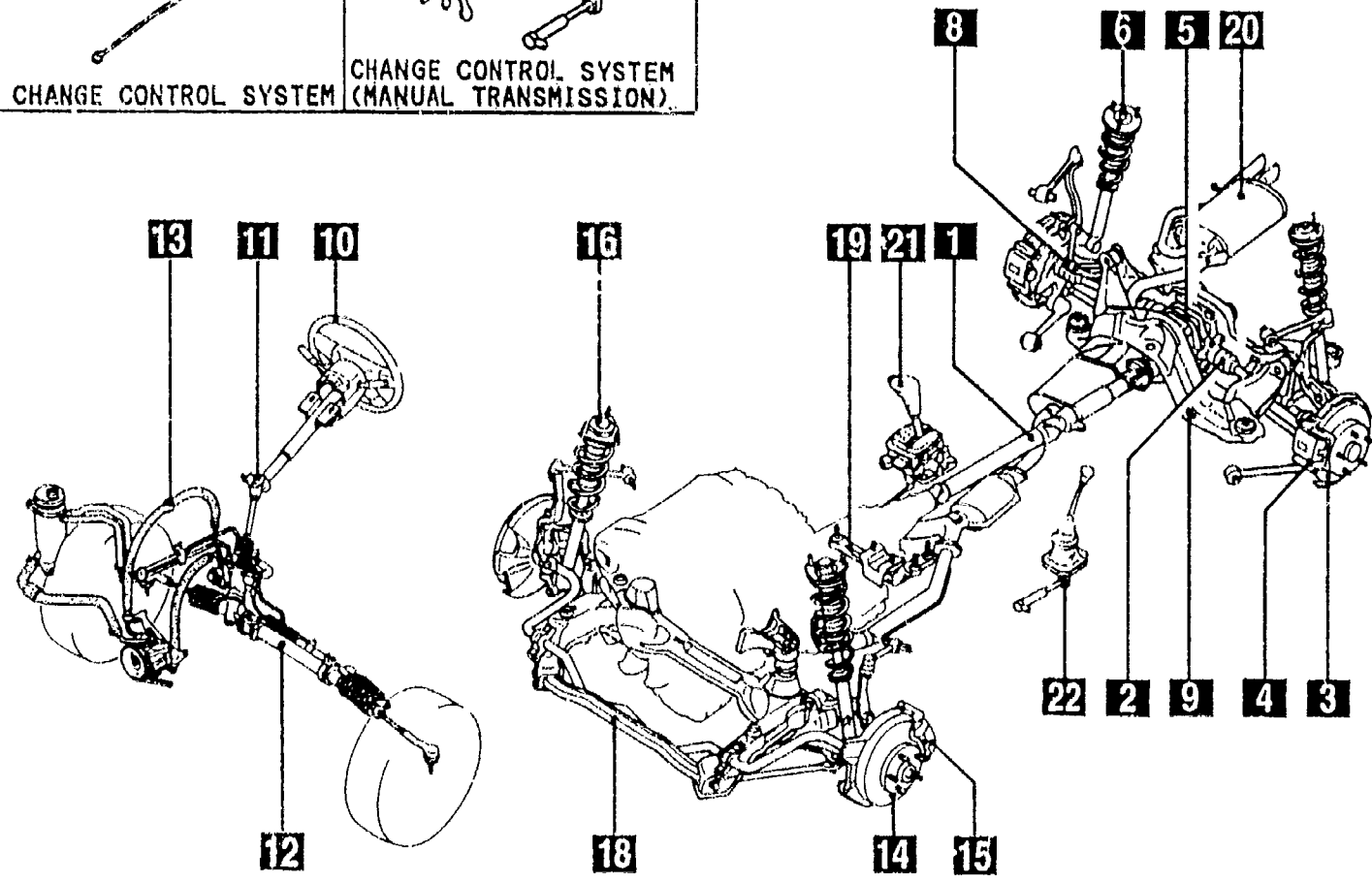
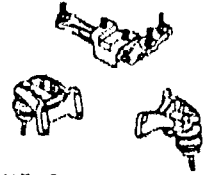
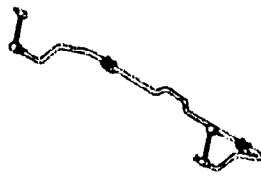
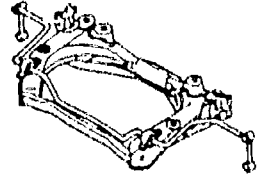
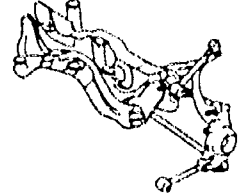

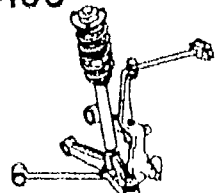


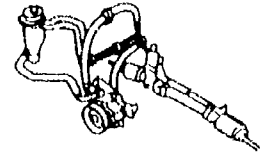
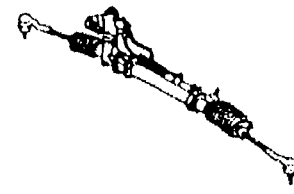

<p>1000</p>  <p>ENGINE & GASKET SETS</p>	<p>1 1030</p>  <p>ROTOR HOUSINGS</p>	<p>2 1040</p>  <p>OIL PAN, FRONT & REAR HOUSING</p>	<p>3 1100</p>  <p>ECCENTRIC SHAFT & FLYWHEEL</p>	<p>4 1110</p>  <p>ROTORS & RELATED PARTS</p>	<p>5 1400</p>  <p>OIL PUMP & FILTER</p>
<p>17 4600</p> <p>Given In Chassis Group</p>  <p>CHANGE CONTROL SYSTEM (AT)</p>	<p style="text-align: center;">ENGINE (1/2)</p> 	<p>6 1600</p>  <p>CLUTCH DISC & COVER (MANUAL)</p>	<p>7 1700</p>  <p>TRANSMISSION CASE (MANUAL)</p>	<p>8 1710</p>  <p>TRANSMISSION GEARS (MANUAL)</p>	<p>9 1720</p>  <p>CHANGE CONTROL SYSTEM (MANUAL)</p>
<p>15 1960</p>  <p>GASKET & SEAL KIT (AUTOMATIC)</p>	<p>14 1950</p>  <p>MANUAL LINKAGE SYSTEM (AUTOMATIC)</p>	<p>13 1940</p>  <p>GOVERNOR, LOW & REVERSE PISTON (AUTOMATIC)</p>	<p>12 1930</p>  <p>CLUTCHES & PLANETARY GEARS (AUTOMATIC)</p>	<p>11 1920 & 1925</p>  <p>TRANSMISSION CASE & MAIN CONTROL SYSTEM (AUTOMATIC)</p>	<p>10 1910</p>  <p>TORQUE CONVERTER, OIL PUMP & PIPINGS (AUTOMATIC)</p>

As this illustration is prepared to be applicable to all models, some parts are different in specifications from parts listed in this parts Catalog.

PICTORIAL INDEX


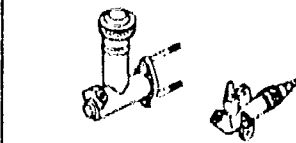


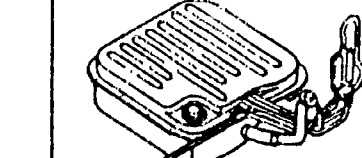

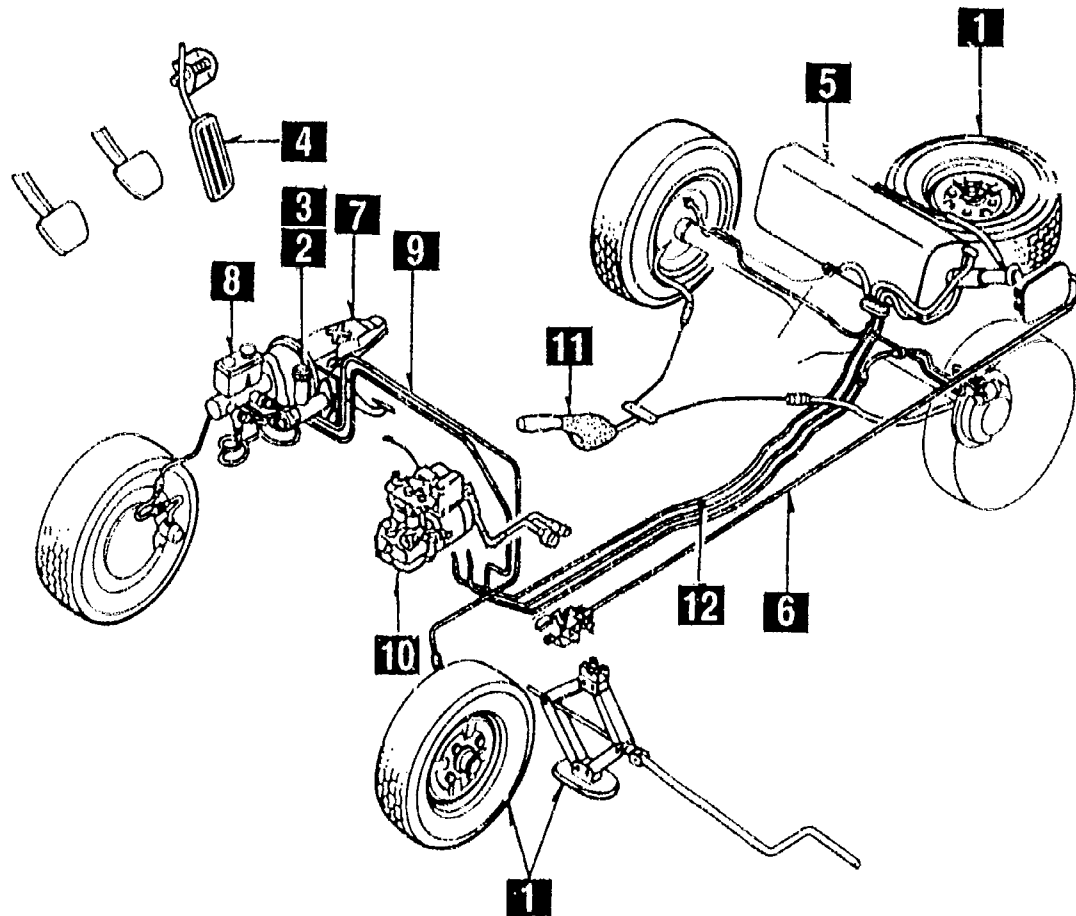
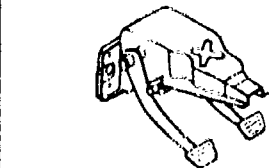
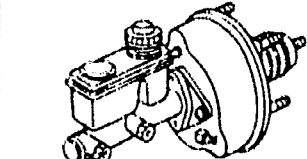
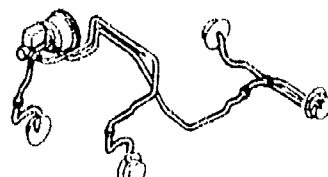
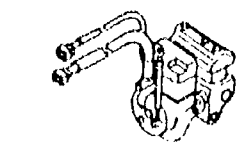
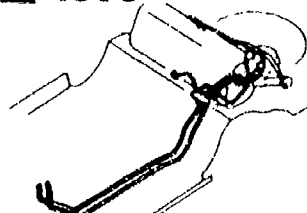
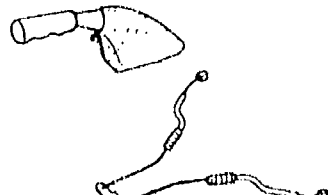
1 1300  INLET MANIFOLD	2 1310  EXHAUST MANIFOLD	3 1311  INTER COOLER	4 1312  TURBO CHARGER	5 1320  FUEL SYSTEM	6 1325  FUEL DISTRIBUTOR
<div><div>18 1850  BATTERY</div><div>17 1840  STARTER</div><div>16 1830  ALTERNATOR</div><div>15 1800  ENGINE ELECTRICAL SYSTEM</div></div> <div><div>14 1580  BRACKET, PULLEY & BELT</div><div>13 1500  COOLING SYSTEM</div><div>12</div></div> <div><div>11 1380  EMISSION CONTROL SYSTEM</div><div>10 1371  AIR PUMP & AIR CONTROL VALVE</div><div>9 1364  THROTTLE BODY</div><div>8 1313  TWIN TURBO AIR INTAKE SYSTEM</div><div>7 1330  AIR CLEANER</div></div> <div><div>ENGINE (2/2) </div><div><p>As this illustration is prepared to be applicable to all models, some parts are different in specifications from parts listed in this parts Catalog.</p></div></div>					

PICTORIAL INDEX

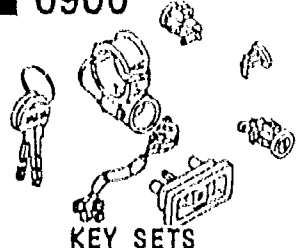


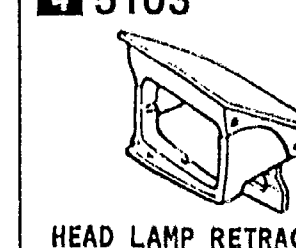

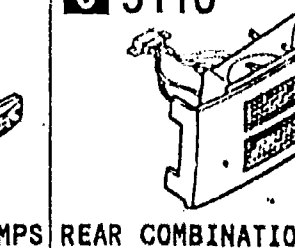
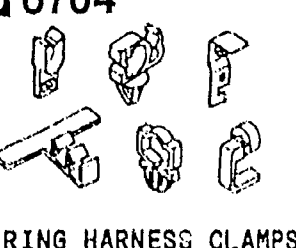
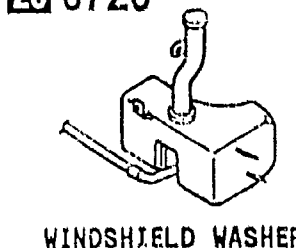
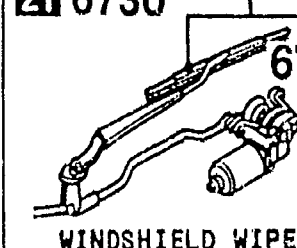
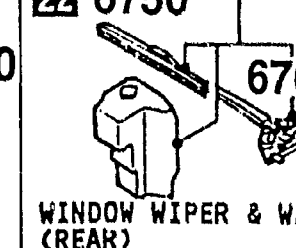
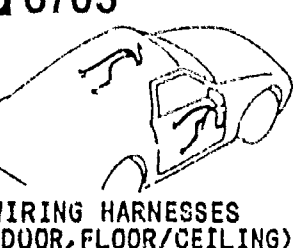
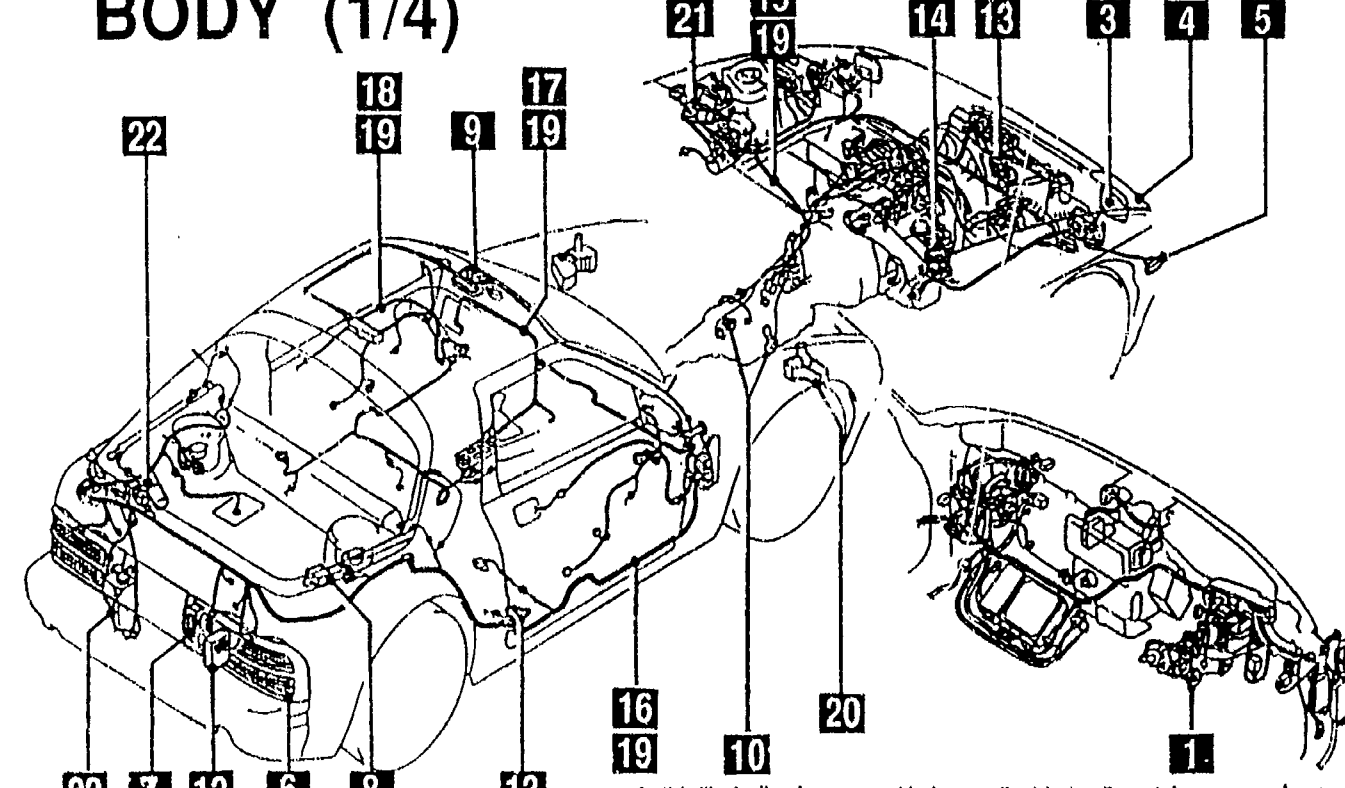
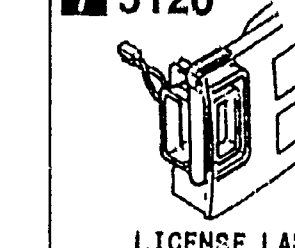
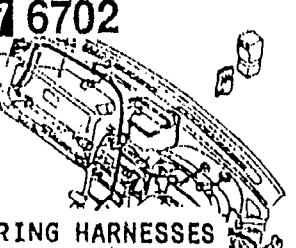
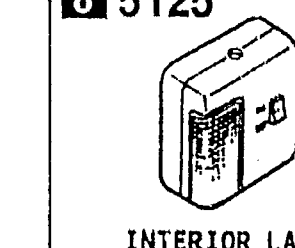

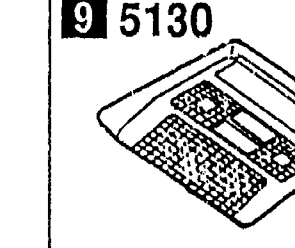

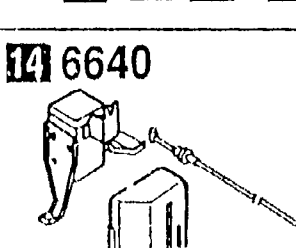
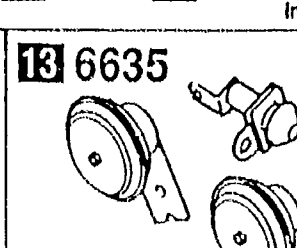
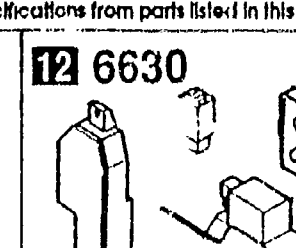

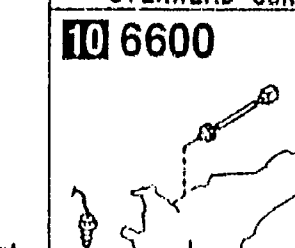
1 2505  REAR PROPELLER SHAFT	2 2550  REAR DRIVE SHAFT	3 2600  REAR AXLE	4 2610  REAR BRAKE MECHANISMS	5 2710  REAR DIFFERENTIALS	6 2800  REAR SUSPENSION MECHANISMS	
20 4000  EXHAUST SYSTEM	21 4600  CHANGE CONTROL SYSTEM	22 1720 Given in Engine Group  CHANGE CONTROL SYSTEM (MANUAL TRANSMISSION)			7 CHASSIS (1/2)  As this illustration is prepared to be applicable to all models, some parts are different in specifications from parts listed in this parts Catalog.	
19 3900  ENGINE & T/MISSION MOUNTINGS						8 2810  REAR STABILIZER
18 3410  CROSSMEMBER & STABILIZER						9 2830  REAR LOWER ARMS & SUB FRAME
17						10 3200  STEERING WHEEL
16 3400  FRONT SUSPENSION MECHANISMS	15 3310  FRONT BRAKE MECHANISMS	14 3300  FRONT AXLE	13 3240  POWER STEERING SYSTEM (FRONT)	12 3220  STEERING GEAR	11 3210  STEERING COLUMN & SHAFTS	

As this illustration is prepared to be applicable to all models, some parts are different in specifications from parts listed in this parts Catalog.

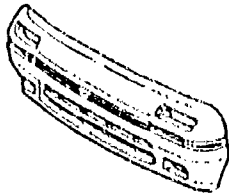




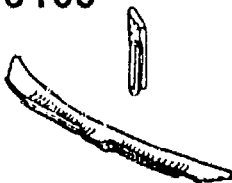

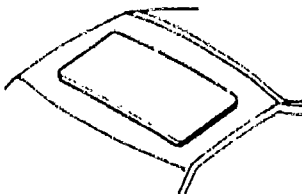

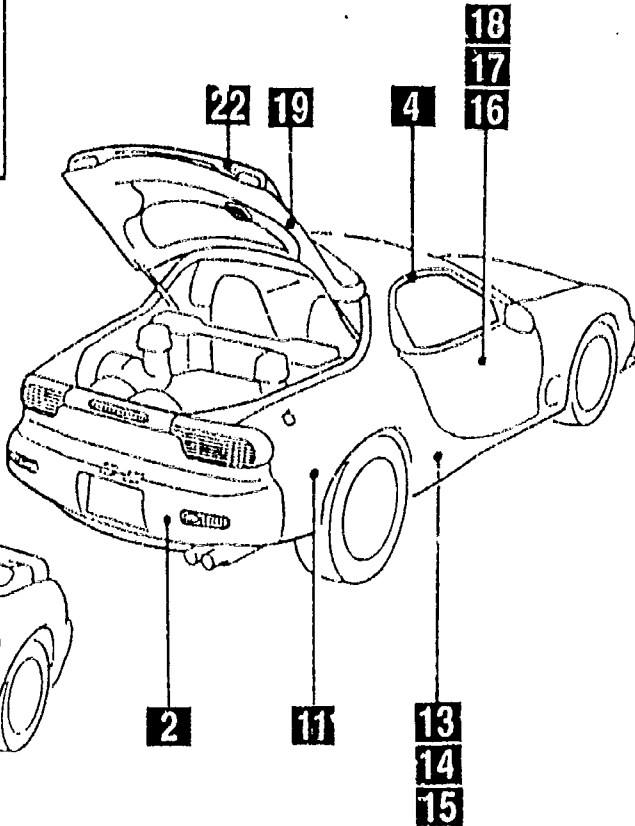
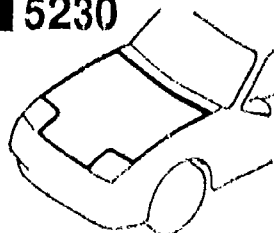
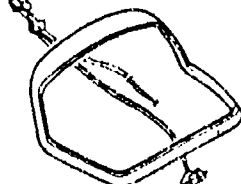
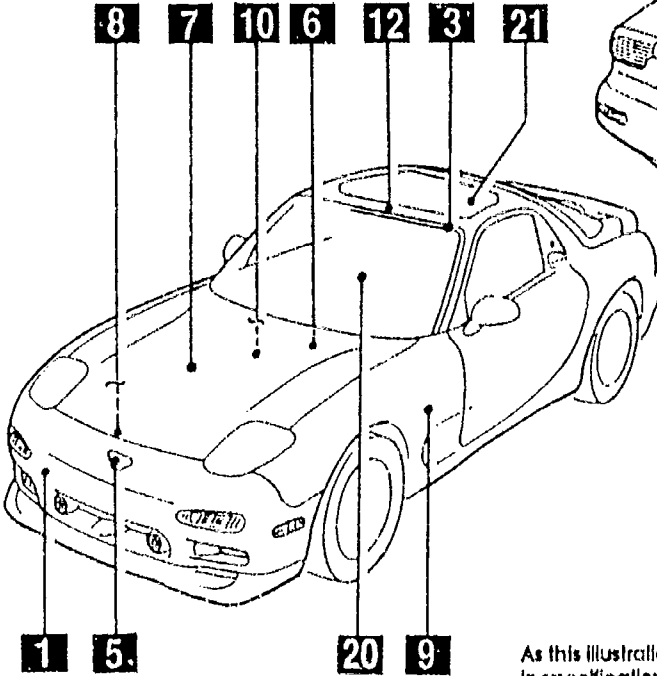
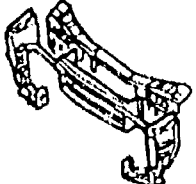
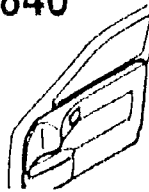
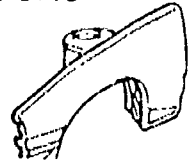


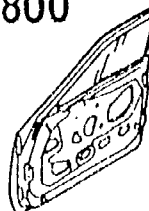
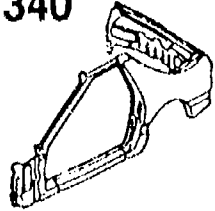
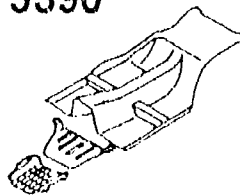
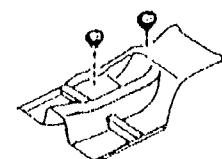
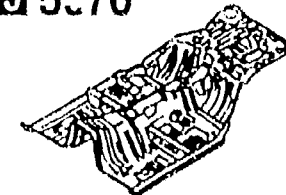
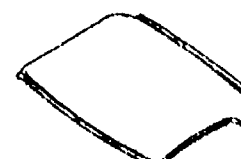
PICTORIAL INDEX

<div>1 3700</div> <div></div> <div>TIRES & JACK</div>	<div>2 4140</div> <div></div> <div>CLUTCH RELEASE & MASTER CYLINDERS</div>	<div>3 4145</div> <div></div> <div>CLUTCH PIPINGS</div>	<div>4 4160</div> <div></div> <div>ACCELERATOR CONTROL SYSTEM</div>	<div>5 4200</div> <div></div> <div>FUEL TANK</div>	<div>6 4210</div> <div></div> <div>FUEL LID OPENER</div>	
<div>CHASSIS (2/2)</div> <div></div> <div>As this illustration is prepared to be applicable to all models, some parts are different in specifications from parts listed in this parts Catalog.</div>						<div>7 4300</div> <div></div> <div>CLUTCH & BRAKE PEDALS</div>
						<div>8 4340</div> <div></div> <div>BRAKE MASTER CYLINDER & POWER BRAKE</div>
						<div>9 4360</div> <div></div> <div>BRAKE PIPINGS</div>
						<div>10 4370</div> <div></div> <div>ANTILOCK BRAKE SYSTEM</div>
				<div>12 4500</div> <div></div> <div>FUEL PIPINGS</div>	<div>11 4400</div> <div></div> <div>PARKING BRAKE SYSTEM</div>	

PICTORIAL INDEX

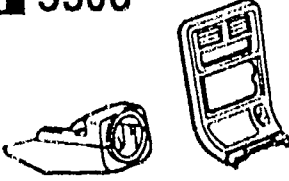
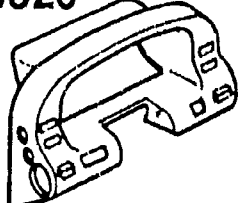

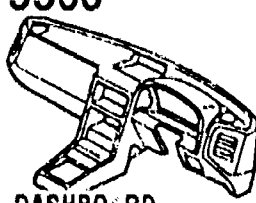





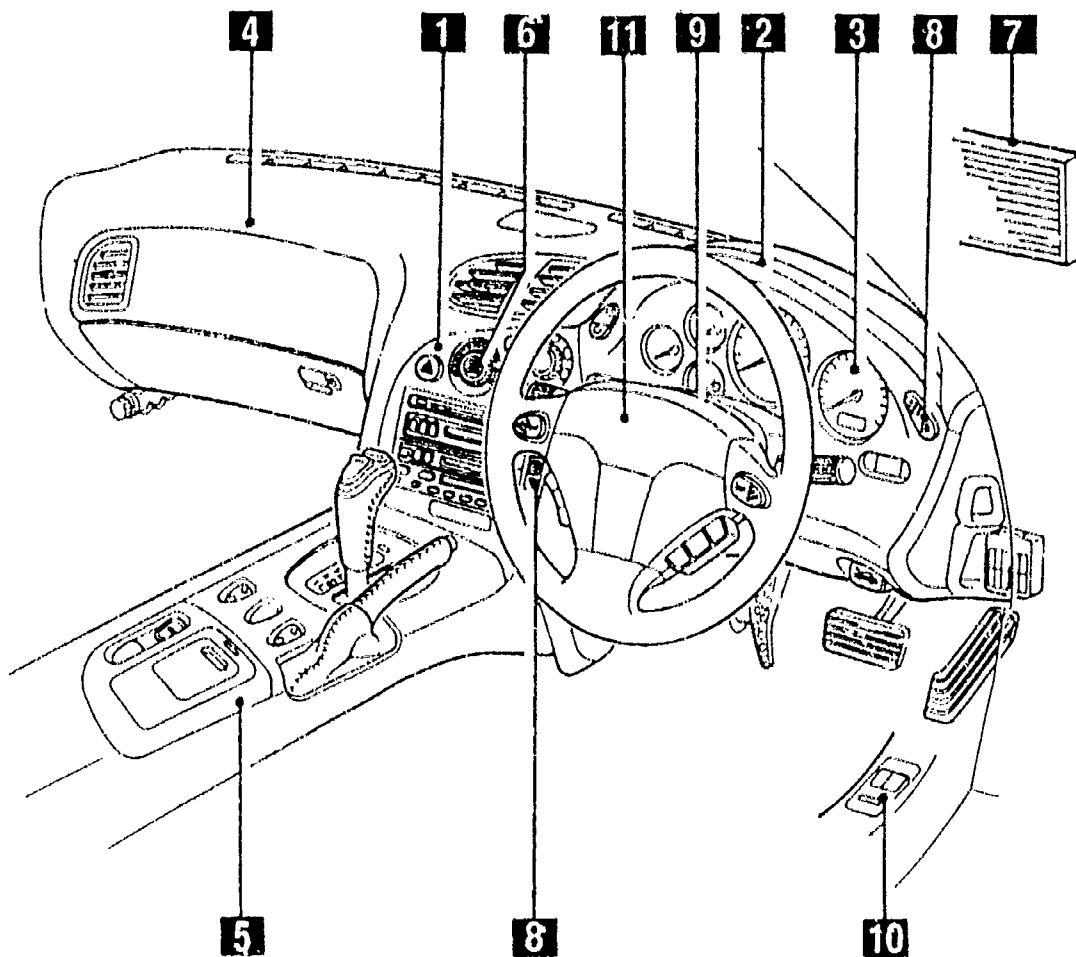





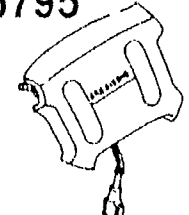
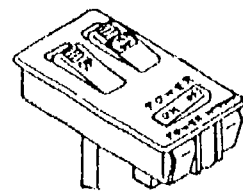
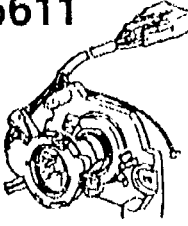
1 0900  KEY SETS	2 	3 5100  HEAD LAMPS	4 5103  HEAD LAMP RETRACTORS	5 5105  FRONT COMBINATION LAMPS	6 5110  REAR COMBINATION LAMPS
19 6704  WIRING HARNESS CLAMPS	20 6720  WINDSHIELD WASHER	21 6730  WINDSHIELD WIPERS	22 6750  WINDOW WIPER & WASHER (REAR)		
18 6703  WIRING HARNESSES (DOOR, FLOOR/CEILING)	<div style="text-align: center;"> BODY (1/4)  </div> <p style="text-align: center; font-size: small;">As this illustration is prepared to be applicable to all models, some parts are different in specifications from parts listed in this parts Catalog.</p>				7 5120  LICENSE LAMPS
17 6702  WIRING HARNESSES (DASHBOARD)					8 5125  INTERIOR LAMPS
16 6700  WIRING HARNESSES (FRONT & REAR)					9 5130  OVERHEAD CONSOLE
15 6701  WIRING HARNESSES (ENGINE & TRANSMISSION)	14 6640  AUTO CRUISE CONTROL SYSTEM	13 6635  DOOR SWITCH & HORNS	12 6630  RELAYS & UNIT (BODY)	11 	10 6600  SWITCHES & RELAYS (ENGINE)

PICTORIAL INDEX

<div>1 5000</div> <div></div> <div>FRONT BUMPER</div>	<div>2 5010</div> <div></div> <div>REAR BUMPER</div>	<div>3 5030</div> <div></div> <div>WINDOW MOULDINGS</div>	<div>4 5040</div> <div></div> <div>BODY MOULDINGS</div>	<div>5 5170</div> <div></div> <div>ORNAMENTS</div>	<div>6 5180</div> <div></div> <div>COWL & EXTRACTOR GRILLES</div>
<div>20 6300</div> <div></div> <div>WINDOW GLASSES</div>	<div>21 6330</div> <div></div> <div>SUNROOF</div>	<div>22 7800</div> <div></div> <div>SPOILERS & RELATED PARTS</div>	<div>BODY (2/4)</div> <div></div>		<div>7 5230</div> <div></div> <div>BONNET</div>
<div>19 6230</div> <div></div> <div>LIFT GATE MECHANISMS</div>	<div></div>			<div>8 5310</div> <div></div> <div>FRONT PANELS</div>	
<div>18 5840</div> <div></div> <div>FRONT DOOR TRIMS & RELATED PARTS</div>				<div>9 5320</div> <div></div> <div>FENDER & WHEEL APRON PANELS</div>	
<div>17 5830</div> <div></div> <div>FRONT DOOR MECHANISMS</div>				<div>10 5330</div> <div></div> <div>DASH & COWL PANELS</div>	
<div>16 5800</div> <div></div> <div>FRONT DOORS</div>				<div>11 5340</div> <div></div> <div>SIDE PANELS</div>	
<div>15 5390</div> <div></div> <div>FLOOR ATTACHMENTS</div>	<div>14 5380</div> <div></div> <div>FLOOR ATTACHMENTS (HOLE COVERS)</div>	<div>13 5370</div> <div></div> <div>FLOOR PANELS</div>	<div>12 5360</div> <div></div> <div>ROOF PANELS</div>		

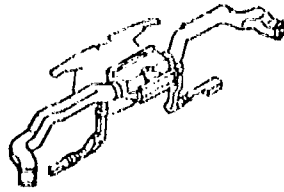

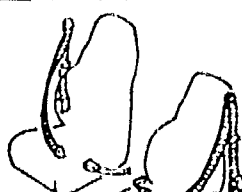
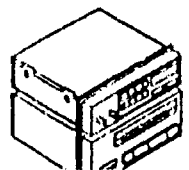
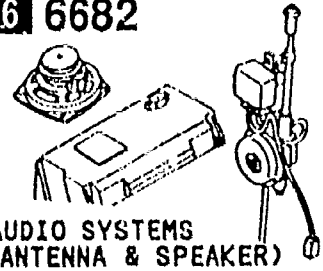
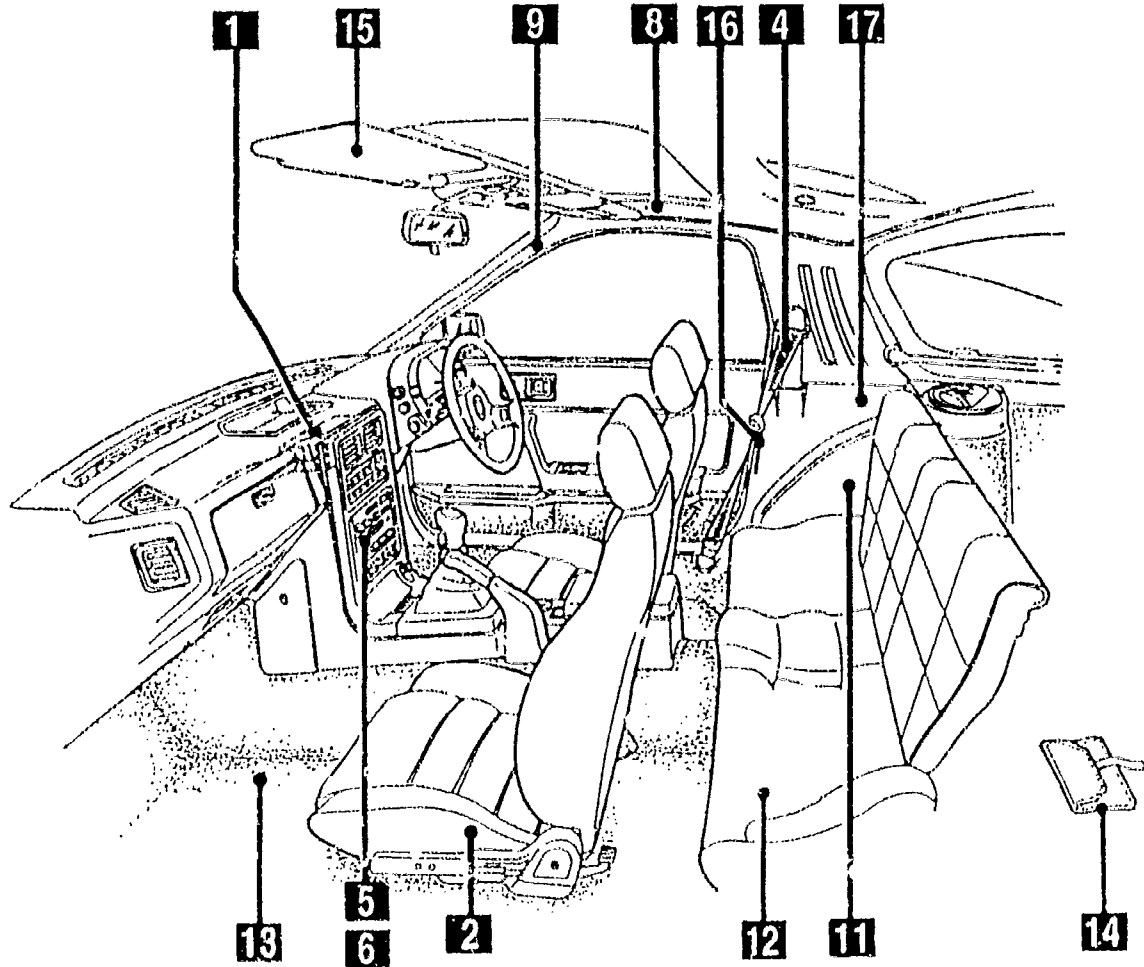
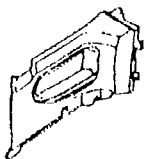
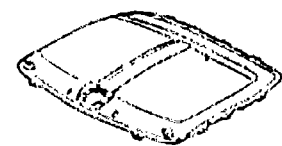



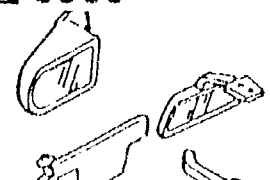
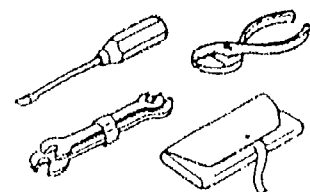
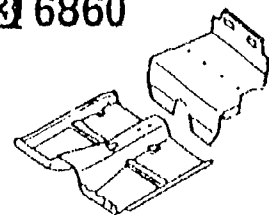
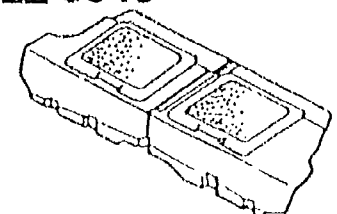
As this illustration is prepared to be applicable to all models, some parts are different in specifications from parts listed in this parts Catalog.

PICTORIAL INDEX

<div>1 5500</div> <div></div> <div>DASHBOARD EQUIPMENTS</div>	<div>2 5520</div> <div></div> <div>METER HOOD</div>	<div>3 5540</div> <div></div> <div>METER COMPONENTS</div>	<div>4 5560</div> <div></div> <div>DASHBOARD & RELATED PARTS</div>	<div>5 5570</div> <div></div> <div>CONSOLE</div>	<div>6</div> <div></div> <div>6120</div> <div></div> <div>6100</div> <div></div> <div>6110</div> <div></div> <div>6115</div> <div>HEATER</div>	
<div>BODY (3/4)</div> <div></div> <div>As this illustration is prepared to be applicable to all models, some parts are different in specifications from parts listed in this parts Catalog.</div>						<div>7</div> <div></div> <div>6135</div> <div></div> <div>6130</div> <div></div> <div>6130</div> <div></div> <div>6140</div> <div></div> <div>6150</div> <div>AIR CONDITIONER</div>
			<div>11 5795</div> <div></div> <div>AIR BAG</div>	<div>10 6615</div> <div></div> <div>POWER WINDOW SWITCHES</div>	<div>9 6611</div> <div></div> <div>COMBINATION SWITCH</div>	

As this illustration is prepared to be applicable to all models, some parts are different in specifications from parts listed in this parts Catalog.

PICTORIAL INDEX

1 5580  VENTILATOR	2 5700  FRONT SEATS	3	4 5790  SEAT BELTS	5 6630  AUDIO SYSTEMS (RADIO & TAPE DECK)	6 6682  AUDIO SYSTEMS (ANTENNA & SPEAKER)
<div style="text-align: center;"> BODY (4/4)  </div> <p style="text-align: center; font-size: small;">As this illustration is prepared to be applicable to all models, some parts are different in specifications from parts listed in this parts Catalog.</p>					
17 7250  QUARTER WINDOW & TRIMS					7
				8 6800  CEILING TRIMS	9 6820  PILLAR TRIMS
				10	11 6840  TRIMS & SCUFF PLATES
16 6930  CAUTION PLATES & LABELS	15 6900  VISORS, ASSIST HANDLES & MIRRORS	14 6870  SERVICE TOOLS	13 6860  FLOOR MATS & PADS	12 6845  STORAGE BOX	

SECTION NAME INDEX (ENGINE)

LO.NO	SEC.NO	SECTION NAME	LO.NO	SEC.NO	SECTION NAME	LO.NO	SEC.NO	SECTION NAME
1-C03	1000	ENGINE & GASKET SETS	1-H11	1940	AUTOMATIC TRANSMISSION GOVERNOR, LOW & REVERSE PISTON			
1-D03	1030	ROTOR HOUSING	1-K11	1950	AUTOMATIC TRANSMISSION MANUAL LINKAGE SYSTEM			
1-G03	1040	OIL PAN, FRONT & REAR HOUSING	1-M11	1960	AUTOMATIC TRANSMISSION GASKET & SEAL KIT			
1-I03	1100	ECCENTRIC SHAFT & FLYWHEEL						
1-L03	1110	ROTORS & RELATED PARTS						
1-M03	1300	INLET MANIFOLD						
1-C04	1310	EXHAUST MANIFOLD						
1-D04	1311	INTER COOLER						
1-E04	1312	TURBO CHARGER						
1-G04	1313	TWIN TURBO AIR INTAKE SYSTEM						
1-I04	1320	FUEL SYSTEM						
1-K04	1325	FUEL DISTRIBUTOR						
1-M04	1330	AIR CLEANER						
1-D05	1364	THROTTLE BODY						
1-F05	1371	AIR PUMP & AIR CONTROL VALVE						
1-H05	1380	EMISSION CONTROL SYSTEM						
1-D06	1400	OIL PUMP & FILTER						
1-G06	1500	COOLING SYSTEM						
1-N06	1580	BRACKET, PULLEY & BELT						
1-C07	1600	CLUTCH DISC & COVER						
1-E07	1700	MANUAL TRANSMISSION CASE						
1-J07	1710	MANUAL TRANSMISSION GEARS						
1-D08	1720	MANUAL TRANSMISSION CHANGE CONTROL SYSTEM						
1-F08	1800	ENGINE ELECTRICAL SYSTEM						
1-I08	1830	ALTERNATOR						
1-K08	1840	STARTER (MT)						
1-M08	1840 A	STARTER (AT)						
1-C09	1850	BATTERY						
1-D09	1910	AUTOMATIC TRANSMISSION TORQUE CONVERTER, OIL PUMP & PIPINGS						
1-I09	1920	AUTOMATIC TRANSMISSION CASE & MAIN CONTROL SYSTEM						
1-C10	1925	AUTOMATIC TRANSMISSION CONTROL VALVE						
1-K10	1930	AUTOMATIC TRANSMISSION CLUTCHES & PLANETARY GEARS						

CATLOG NO= AUFA06-04

DATE. 1997-01

PAGE. 1

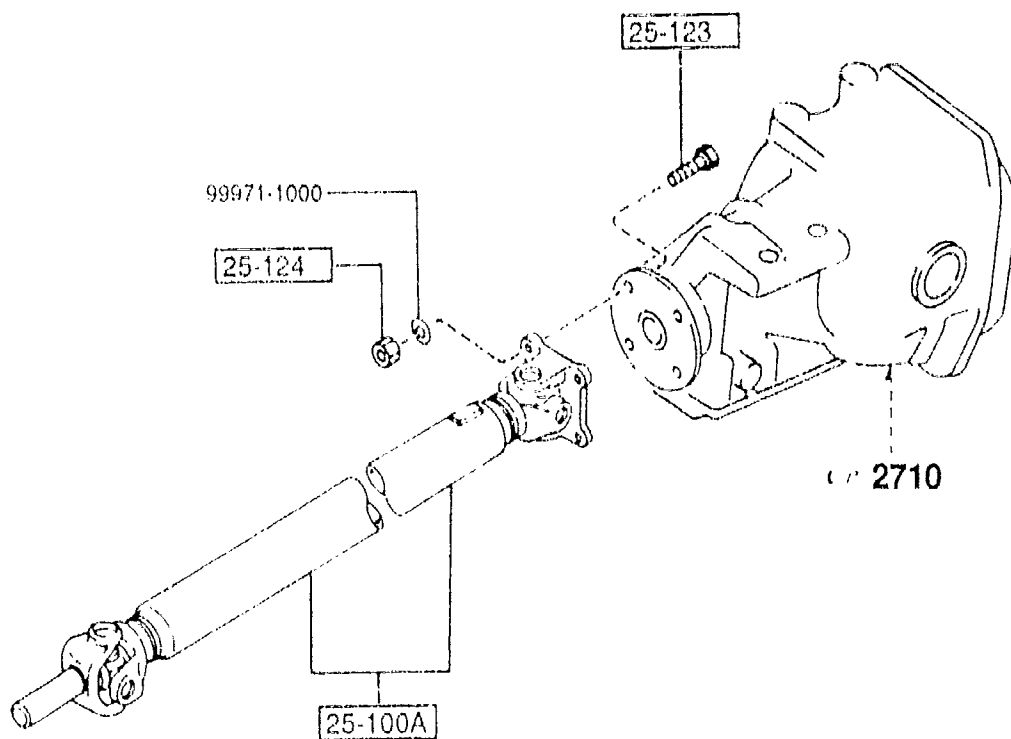
2-B/2

SECTION NAME INDEX (CHASSIS)

LO.NO	SEC.NO	SECTION NAME	LO.NO	SEC.NO	SECTION NAME	LO.NO	SEC.NO	SECTION NAME
2-C03	2505	REAR PROPELLER SHAFT						
2-D03	2550	REAR DRIVE SHAFT						
2-E03	2600	REAR AXLE						
2-G03	2610	REAR BRAKE MECHANISMS						
2-J03	2710	REAR DIFFERENTIALS						
2-N03	2800	REAR SUSPENSION MECHANISMS						
2-C04	2810	REAR STABILIZER						
2-D04	2830	REAR LOWER ARMS & SUB FRAME						
2-G04	3200	STEERING WHEEL						
2-H04	3210	STEERING COLUMN & SHAFTS						
2-I04	3220	STEERING GEAR						
2-K04	3240	POWER STEERING SYSTEM						
2-M04	3300	FRONT AXLE						
2-N04	3310	FRONT BRAKE MECHANISMS						
2-C05	3400	FRONT SUSPENSION MECHANISMS						
2-F05	3410	CROSSMEMBER & STABILIZER						
2-G05	3700	TIRES & JACK						
2-C06	3900	ENGINE & T/MISSION MOUNTINGS						
2-D06	4000	EXHAUST SYSTEM						
2-G06	4140	CLUTCH RELEASE & MASTER CYLINDERS (MANUAL TRANSMISSION)						
2-I06	4145	CLUTCH PIPINGS (MANUAL TRANSMISSION)						
2-J06	4160	ACCELERATOR CONTROL SYSTEM						
2-K06	4200	FUEL TANK						
2-C07	4210	FUEL LID OPENER						
2-D07	4300	CLUTCH & BRAKE PEDALS (MANUAL TRANSMISSION)						
2-F07	4300A	BRAKE PEDALS (AUTOMATIC TRANSMISSION)						
2-G07	4340	BRAKE MASTER CYLINDER & POWER BRAKE						
2-I07	4360	BRAKE PIPINGS						
2-L07	4370	ANTILOCK BRAKE SYSTEM						
2-N07	4400	PARKING BRAKE SYSTEM						
2-C08	4500	FUEL PIPINGS						
2-F08	4600	CHANGE CONTROL SYSTEM (AT)						

SECTION NAME INDEX (BODY)

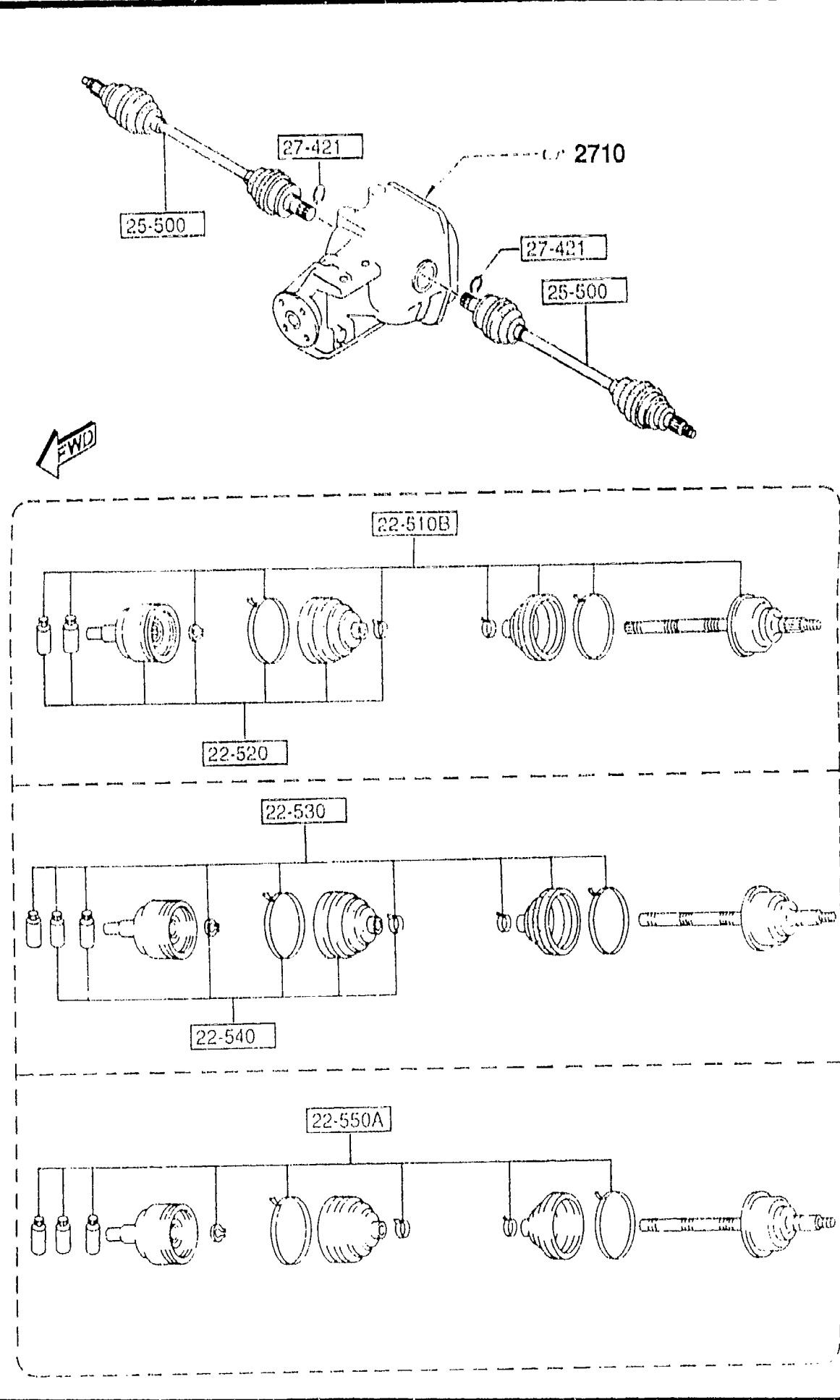
LO.NO	SEC.NO	SECTION NAME	LO.NO	SEC.NO	SECTION NAME	LO.NO	SEC.NO	SECTION NAME
2-C10	0900	KEY SETS	2-L16	5840	FRONT DOOR TRIMS & RELATED PARTS	3-K07	6704	WIRING HARNESS CLAMPS
2-E10	5000	FRONT BUMPER	3-C03	6100	HEATER	3-L07	6720	WINDSHIELD WASHER
2-H10	5010	REAR BUMPER	3-D03	6110	HEATER UNIT COMPONENTS	3-N07	6730	WINDSHIELD WIPERS
2-J10	5030	WINDOW MOULDINGS	3-E03	6115	HEATER CONTROLS COMPONENTS	3-D08	6740	WIPER MOTOR COMPONENTS (FRONT)
2-K10	5040	BODY MOULDINGS	3-F03	6120	HEATER BLOWER COMPONENTS	3-E08	6750	WINDOW WIPER & WASHER (REAR)
2-L10	5100	HEAD LAMPS	3-G03	6130	AIR CONDITIONER (DENSO MAKE)	3-H08	6760	WINDOW WIPER MOTOR COMPONENTS (REAR)
2-N10	5103	HEAD LAMP RETRACTORS	3-J03	6130A	AIR CONDITIONER (MANA MAKE)	3-I08	6800	CEILING TRIMS
2-D11	5105	FRONT COMBINATION LAMPS	3-M03	6135	AIR CONDITIONING COOLING PIPE 'O' RING	3-J08	6820	PILLAR TRIMS
2-I11	5110	REAR COMBINATION LAMPS	3-C04	6140	AIR CONDITIONING COMPRESSOR COMPONENTS (DENSO MAKE)	3-K08	6840	TRIMS & SCUFF PLATES
2-N11	5120	LICENSE LAMPS	3-E04	6140A	AIR CONDITIONING COMPRESSOR COMPONENTS (MANA MAKE)	3-N08	6845	STRAGE BOX
2-C12	5125	INTERIOR LAMPS	3-G04	6150	AIR CONDITIONING COOLING UNIT (DENSO MAKE)	3-C09	6860	FLOOR MATS & PADS
2-D12	5130	OVERHEAD CONSOLE	3-H04	6150A	AIR CONDITIONING COOLING UNIT (MANA MAKE)	3-F09	6870	SERVICE TOOLS
2-E12	5170	ORNAMENTS	3-J04	6230	LIFT GATE MECHANISMS	3-G09	6900	SUNVISORS, ASSIST HANDLES & MIRRORS
2-F12	5180	COWL & EXTRACTOR GRILLES	3-M04	6300	WINDOW GLASSES	3-J09	6930	CAUTION PLATES & LABELS
2-H12	5230	BONNET	3-N04	6330	SUNROOF	3-L09	7250	QUARTER WINDOW & TRIMS
2-J12	5310	FRONT PANELS	3-G05	6600	ENGINE SWITCHES & RELAYS	3-N09	7800	SPOILERS & RELATED PARTS
2-K12	5320	FENDER & WHEEL APRON PANELS	3-L05	6610	DASHBOARD SWITCHES			
2-N12	5330	DASH & COWL PANELS	3-M05	6611	COMBINATION SWITCH			
2-C13	5340	SIDE PANELS	3-N05	6615	POWER WINDOW SWITCHES			
2-G13	5360	ROOF PANELS	3-C06	6630	BODY RELAYS & UNIT			
2-H13	5370	FLOOR PANELS	3-E06	6635	DOOR SWITCH & HORNS			
2-J13	5380	FLOOR ATTACHMENTS (HOLE COVERS)	3-F06	6640	AUTO CRUISE CONTROL SYSTEM			
2-L13	5390	FLOOR ATTACHMENTS	3-G06	6680	AUDIO SYSTEMS (RADIO & TAPE DECK)			
2-C14	5500	DASHBOARD EQUIPMENTS	3-J06	6682	AUDIO SYSTEMS (ANTENNA & SPEAKER)			
2-D14	5520	METER HOOD	3-N06	6700	FRONT & REAR WIRING HARNESSES			
2-E14	5540	METER COMPONENTS	3-F07	6701	ENGINE & TRANSMISSION WIRING HARNESSES			
2-G14	5560	DASHBOARD & RELATED PARTS	3-H07	6702	DASHBOARD WIRING HARNESSES			
2-K14	5570	CONSOLE	3-J07	6703	DOOR, FLOOR & CEILING WIRING HARNESSES			
2-N14	5580	VENTILATOR						
2-C15	5700	FRONT SEATS						
2-D16	5790	SEAT BELTS						
2-E16	5795	AIR BAG						
2-F16	5800	FRONT DOORS						
2-I16	5830	FRONT DOOR MECHANISMS						



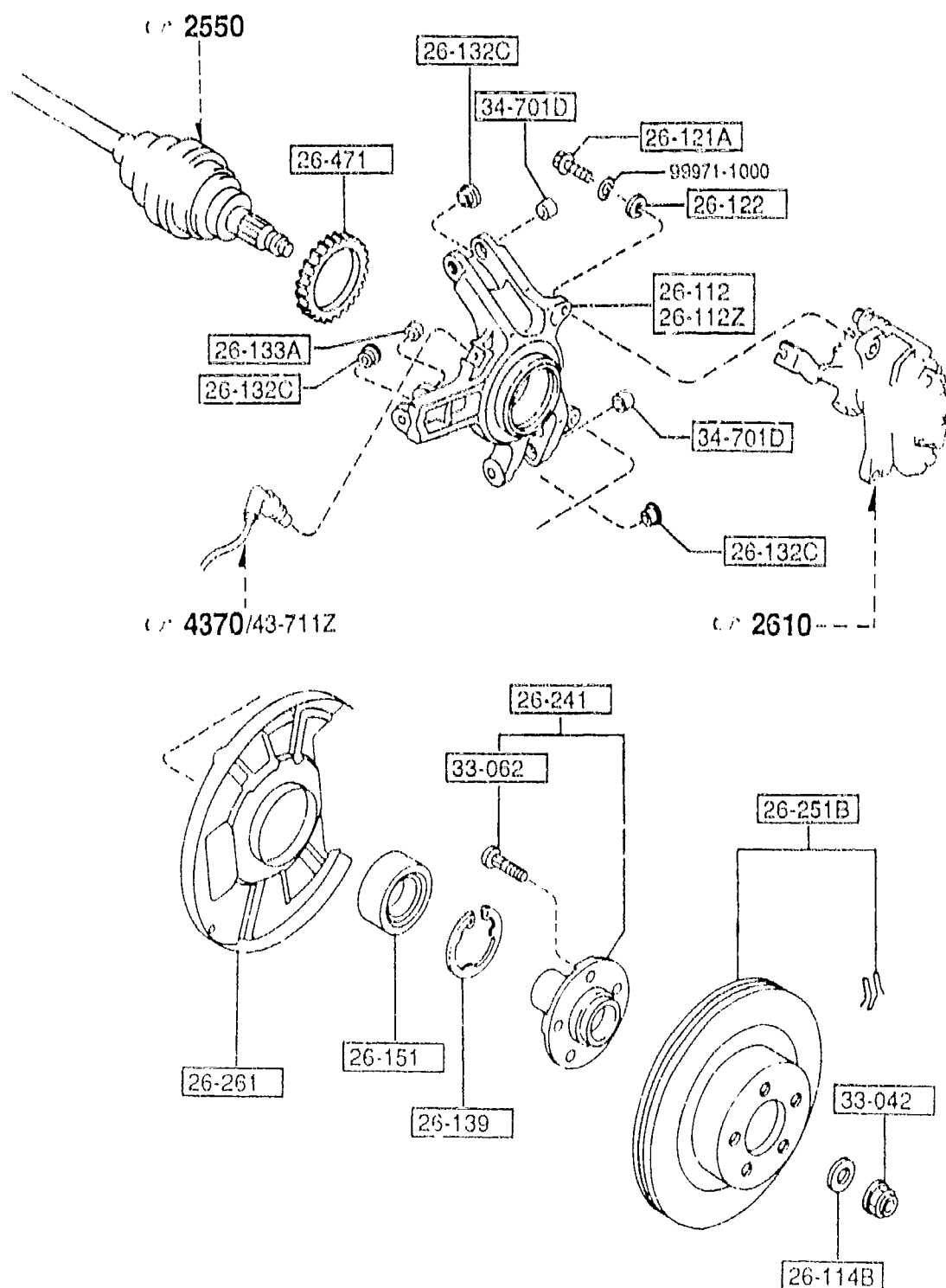
PART NO.	QTY	MODEL/RESTRICTION	MODEL/RESTRICTION	MODEL/RESTRICTION	FROM-10
25-100A		SHAFT, PROPELLER			
PF03-25-100	1 (MT)				
PF04-25-100	1 (AT)				
25-123		BOLT			
P011-25-123	4				
25-124		NUT			
1368-25-124	4				



2550 REAR DRIVE SHAFT



PART NO.	QTY	MODEL/RESTRICTION	MODEL/RESTRICTION	MODEL/RESTRICTION	FROM 10
22-510B		JOINT SET, OUTER			
MA10-22-510	2				
22-520		JOINT SET, INNER			
MA10-22-520	2				
22-530		BOOT SET, OUTER JOINT			
MA10-22-530	2				
22-540		BOOT SET, INNER JOINT			
MA10-22-540	2				
22-550A		CLIP SET, DRIVE SHAFT			
MA10-22-550	2				
25-500		SHAFT, DRIVE			
MA10-25-500	2				
27-421		CLIP			
P017-27-421A	2				

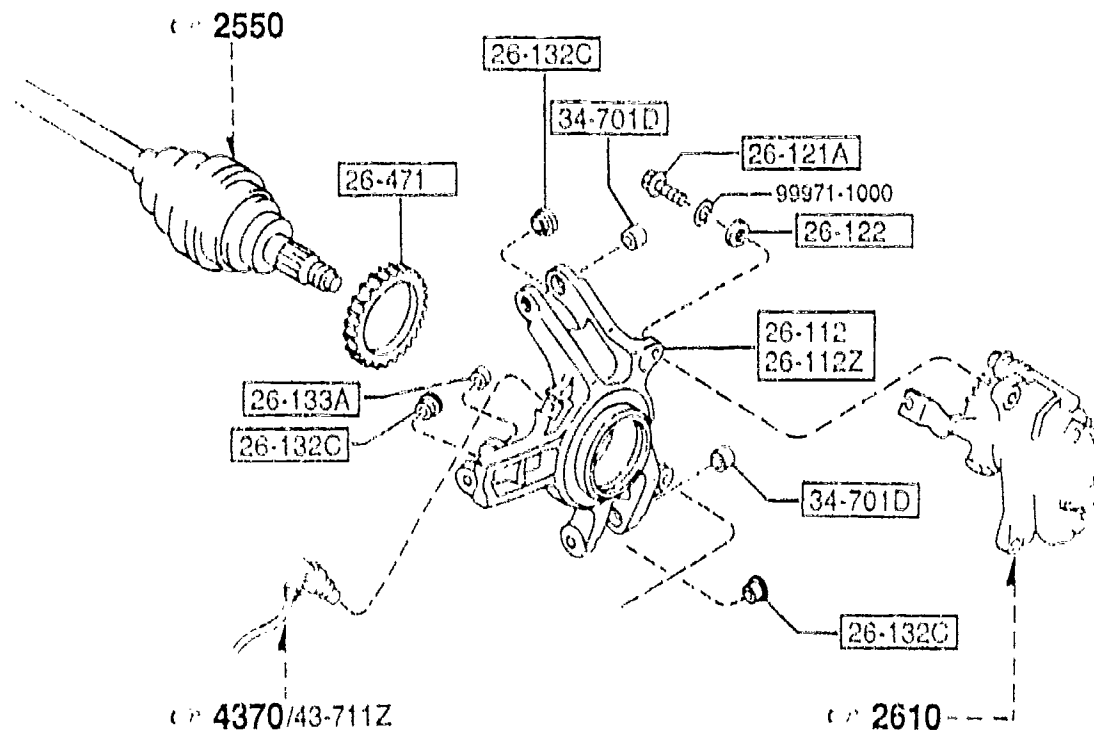


PART NO.	QTY	MODEL/RESTRICTION	MODEL/RESTRICTION	MODEL/RESTRICTION	FROM-TO
26-112		HUB(R), SUPPORT			
FD01-26-112	1				
26-112Z		HUB(L), SUPPORT			
FD01-26-122	1				
26-114B		WASHER, PLAIN			
J001-26-114	2				
26-121A		BOLT, REAR BRAKE			
FB01-26-121A	4				
26-122		WASHER, PLAIN-REAR BRAKE			
FB01-26-122	4				
26-132C		WASHER, SLEEVE-REAR BRAKE			
FD01-26-132A	6				
26-133A		SLEEVE			
FD01-26-133B	2				
26-139		RING, RETAINING			
J001-26-139A	2				
26-151		BEARING, WHEEL			
J001-26-151	2				
26-241		FLANGE, REAR AXLE			
FD04-26-240 A (J001-26-240B)	2				
J001-26-240B	2				
26-251B		PLATE, DISC			
FD01-26-25X	2				
26-261		COVER, DUST			
FD01-26-261	2				
26-471		ROTOR, SENSOR-RR A.B.S.			
FD04-26-471	2				
4C01 FD333 -400022					

-4C01

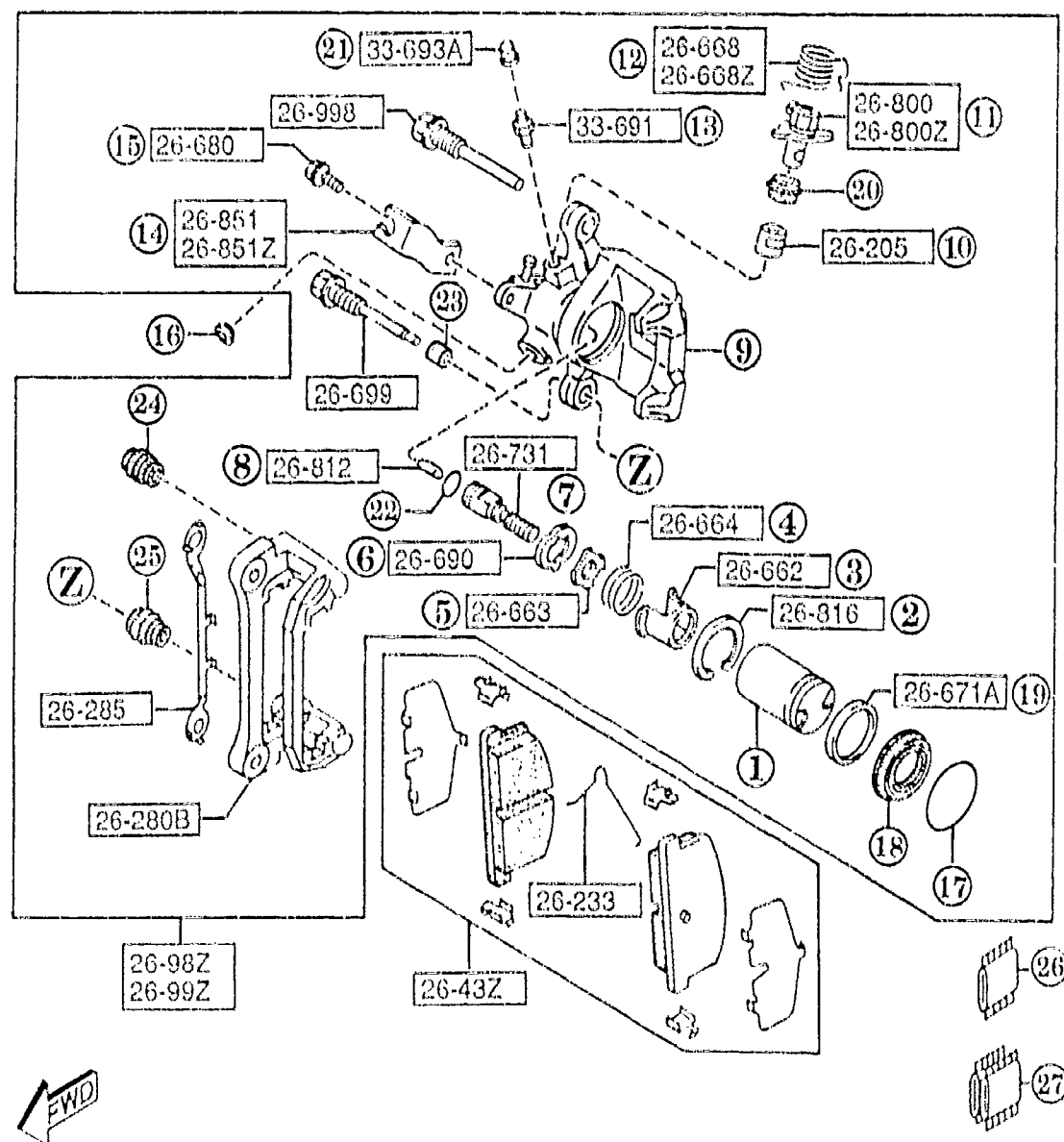
4C01-





PART NO.	QTY	MODEL/RESTRICTION	MODEL/RESTRICTION	MODEL/RESTRICTION	FROM-10
33-042		NUT			
LA01-33-042B	2				
33-062		BOLT, HUB			
B455-33-062	10				
34-701D		SLEEVE			
FD01-34-701B	4				





NOTE

THE D-CODE OF 26-610Z CONSISTS OF FIGURE NUMBERS 1 THROUGH 22.

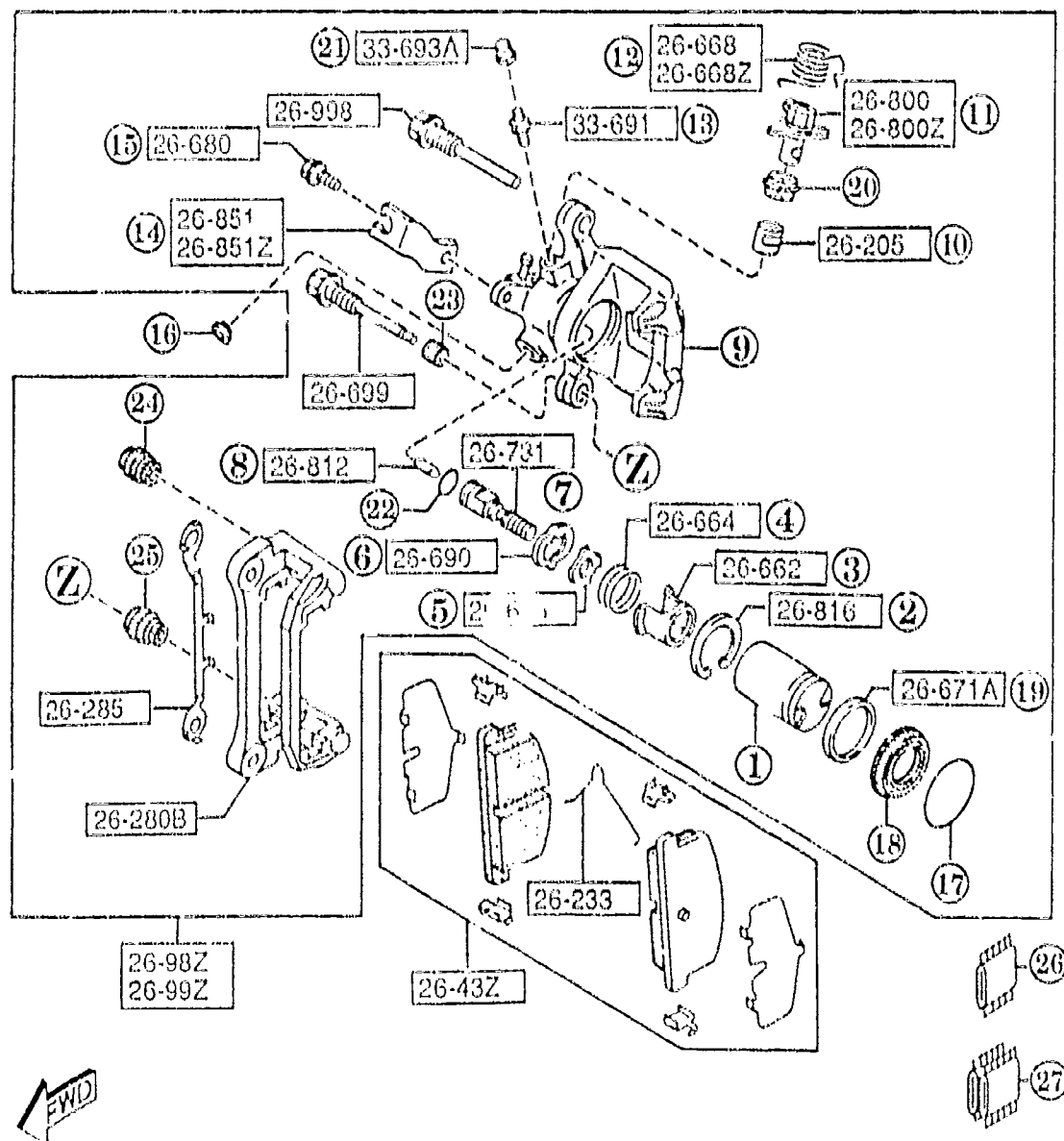
THOUGH ILLUSTRATIONS OF D-CODE 26-43Z AND 26-46Z ARE FOR LEFT SIDE ONLY, QUANTITIES OF THESE D-CODES IN THE TEXT ARE FOR ONE VEHICLE.

NOTE

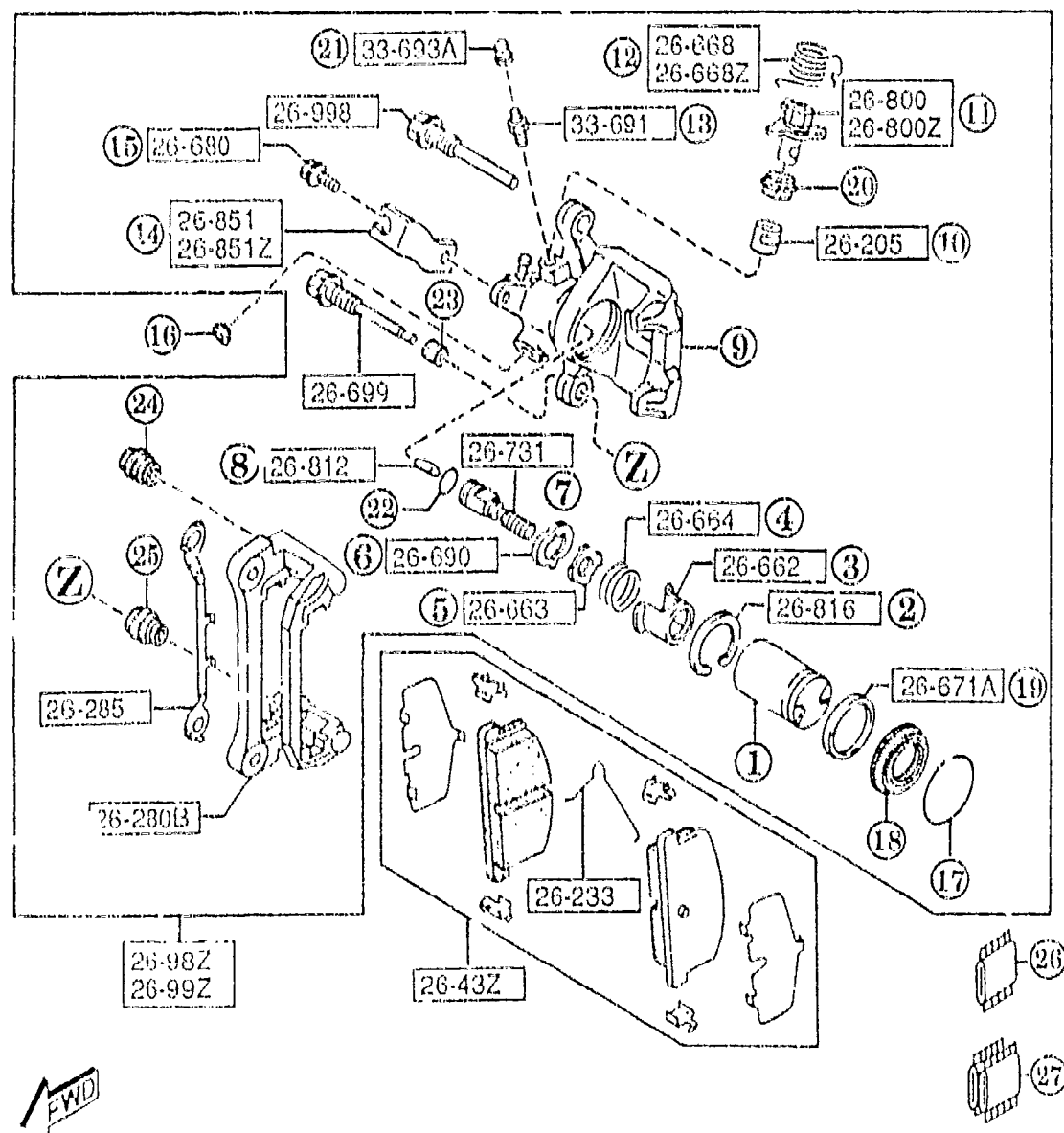
THE D-CODE OF 26-46Z CONSISTS OF FIGURE NUMBERS 17 THROUGH 27.

PART NO.	QTY	MODEL/RESTRICTION	MODEL/RESTRICTION	MODEL/RESTRICTION	FROM-TO
26-205		BEARING			
H001-26-205	2				
26-233		SPRING(V), REAR BRAKE			
FD01-26-233	2				
26-280B		SUPPORT, MOUNTING			
FD01-26-281	2				
26-285		PLATE, GUARD-CALIPER BRAKE			
FD01-26-285A	2				
26-43Z		PAD SET, RR CALIPER			
FDY1-26-43Z	1	NON ASBESTOS			
AN(FDY1-26-43ZA)	1				
*FDY1-26-43ZA	1				
26-46Z		SEAL & BOOT SET, CAL. -RR			
FDY1-26-46Z	1				
26-610		BODY & PISTON(R), CALIPER			
FD01-26-61X	1				
26-610Z		BODY & PISTON(L), CALIPER			
FD01-26-71X	1				
26-662		COVER, CASE			
B462-26-662	2				
26-663		WASHER, SPRING			
B462-26-663	2				
26-664		SPRING			
B462-26-664	2				
26-668		SPRING(R), LEVER			
FD01-26-668	1				
26-668Z		SPRING(L), LEVER			
FD01-26-669	1				

5C01 FD333 -400331



PART NO.	QTY	MODEL/RESTRICTION	MODEL/RESTRICTION	MODEL/RESTRICTION	FROM-TO
26-671A		SEAL, PISTON			
1243-26-671	2				
26-680		BOLT			
FA18-26-680	2				
26-690		STOPPER, CALIPER-RR			
B462-26-694	2				
26-699		PIN, LOCK			
FD01-26-699	2				
26-731		SPINDLE, ADJUSTER			
FD01-26-731	2				
26-800		LEVER(R), OPERATING			
FD01-26-800	1				
26-800Z		LEVER(L), OPERATING			
FD01-26-810	1				
26-812		LINK, CONNECTING			
H001-26-812	2				
26-816		RING, SNAP-RR CALIPER			
GJ25-26-816	2				
26-851		BRACKET(R), CABLE			
FD01-26-851	1				
26-851Z		BRACKET(L), CABLE			
FD01-26-861	1				
26-98Z		CALIPER(R), PADLESS-R			
FD01-26-98Z	1				
26-99Z		CALIPER(L), PADLESS-R			
FD01-26-99Z	1				
26-998		PIN, GUIDE			
FD01-26-998	2				



NOTE

① ... ②② ⇨ 26-610
26-610Z

THE D-CODE OF 26-610
26-610Z CONSISTS OF
FIGURE NUMBERS ① THROUGH ②②.

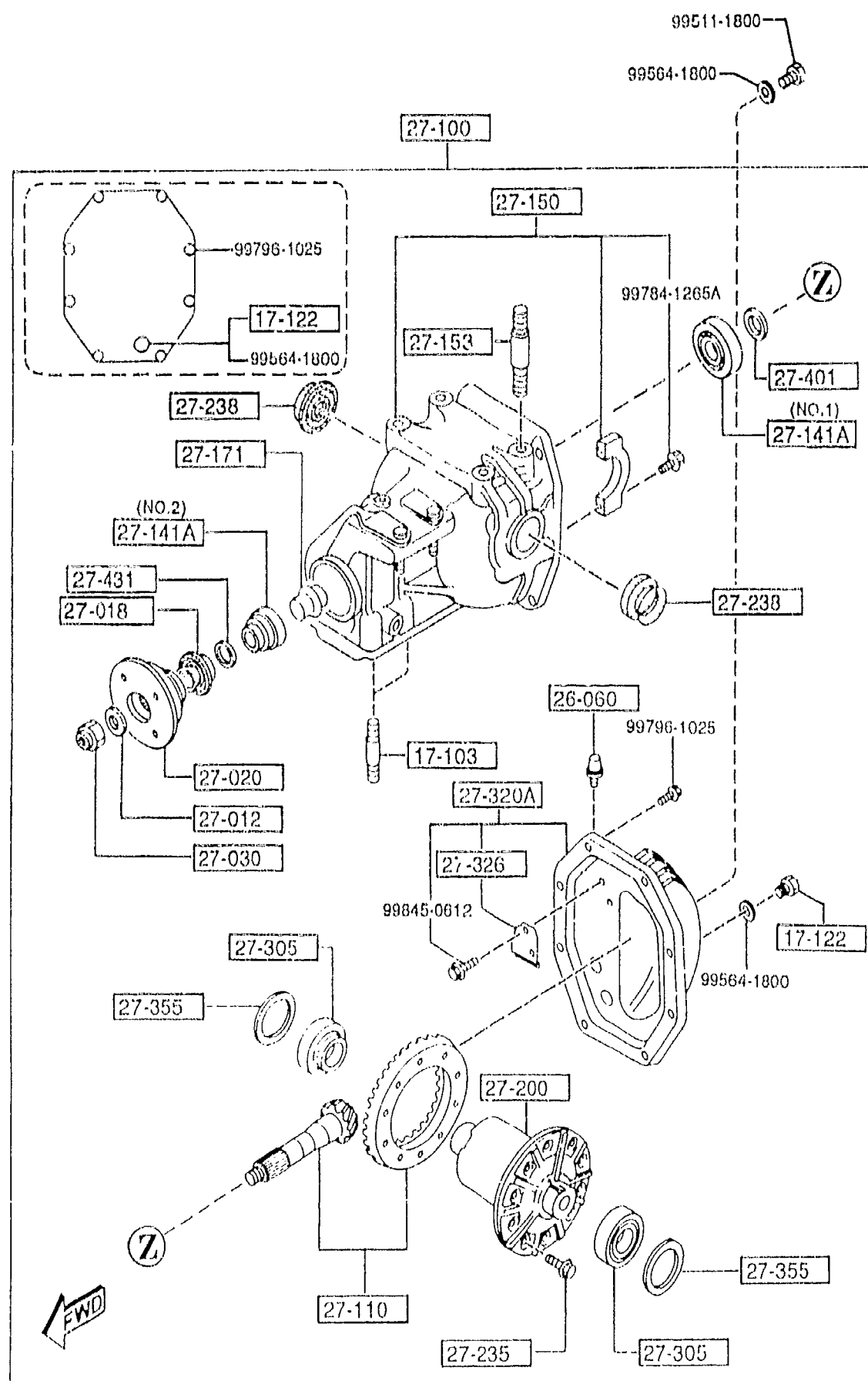
THOUGH ILLUSTRATIONS OF D-CODE 26-43Z AND 26-46Z
ARE FOR LEFT SIDE ONLY, QUANTITIES OF THESE D-CODES
IN THE TEXT ARE FOR ONE VEHICLE.

NOTE

①⑦ ... ②⑦ ⇨ 26-46Z

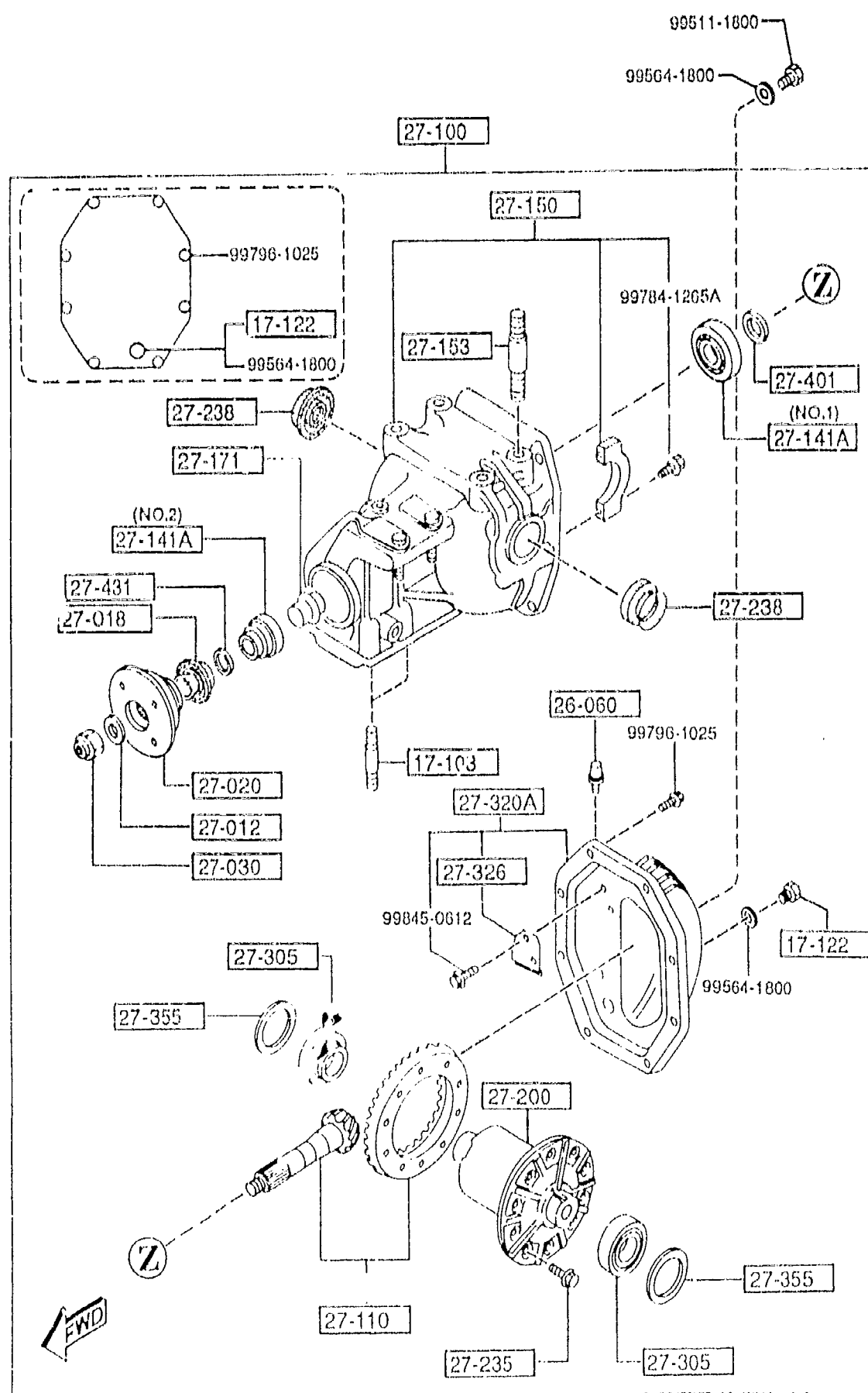
THE D-CODE OF 26-46Z CONSISTS OF
FIGURE NUMBERS ①⑦ THROUGH ②⑦.

PART NO.	QTY	MODEL/RESTRICTION	MODEL/RESTRICTION	MODEL/RESTRICTION	FROM-TO
33-691		SCREW, BLEEDER			
0233-33-691	2				
33-693A		CAP, BLEEDER SCREW			
1316-33-693	2				



PART NO.	QTY	MODEL/RESTRICTION	MODEL/RESTRICTION	MODEL/RESTRICTION	FROM-TO
17-103		BOLT			
R526-17-103	2				
17-122		PLUG, MAGNET			
0810-17-121	1				
26-060		BREATHER			
0730-26-060	1				
27-012		WASHER			
0223-27-012	1				
27-018		SEAL, OIL			
R001-27-165	1				-5508
RA02-27-165	1				5508-
27-020		FLANGE, COMPANION			
P044-27-120B	1 (AT)				-5301
P045-27-120A	1 (MT)				-5301
P045-27-120B	1 (MT)				5301-
RA02-27-120	1 (AT)				5301-
27-030		NUT, LOCK			
0223-27-030	1				
27-100		DRIVING & DIFF.			
R010-27-100B	1 (AT)				
R008-27-100C	1 (MT)				-4C01
RM01-27-100	1 (MT)				4C01-
27-110		GEAR SET, FINAL			
P062-27-110	1 (AT)	R=3.909			
P061-27-110	1 (MT)	R=4.100			-5601
AN(P061-27-110A)	1				
P061-27-110A	1 (MT)	R=4.100			5601-
27-141A		BEARING, PINION			
R001-27-210	1 (ILLUST. NO.1)				
4C01 FD333 -400022 5301 FD333 -400027 5508 FD333 -400229 5601 FD333 -400230					

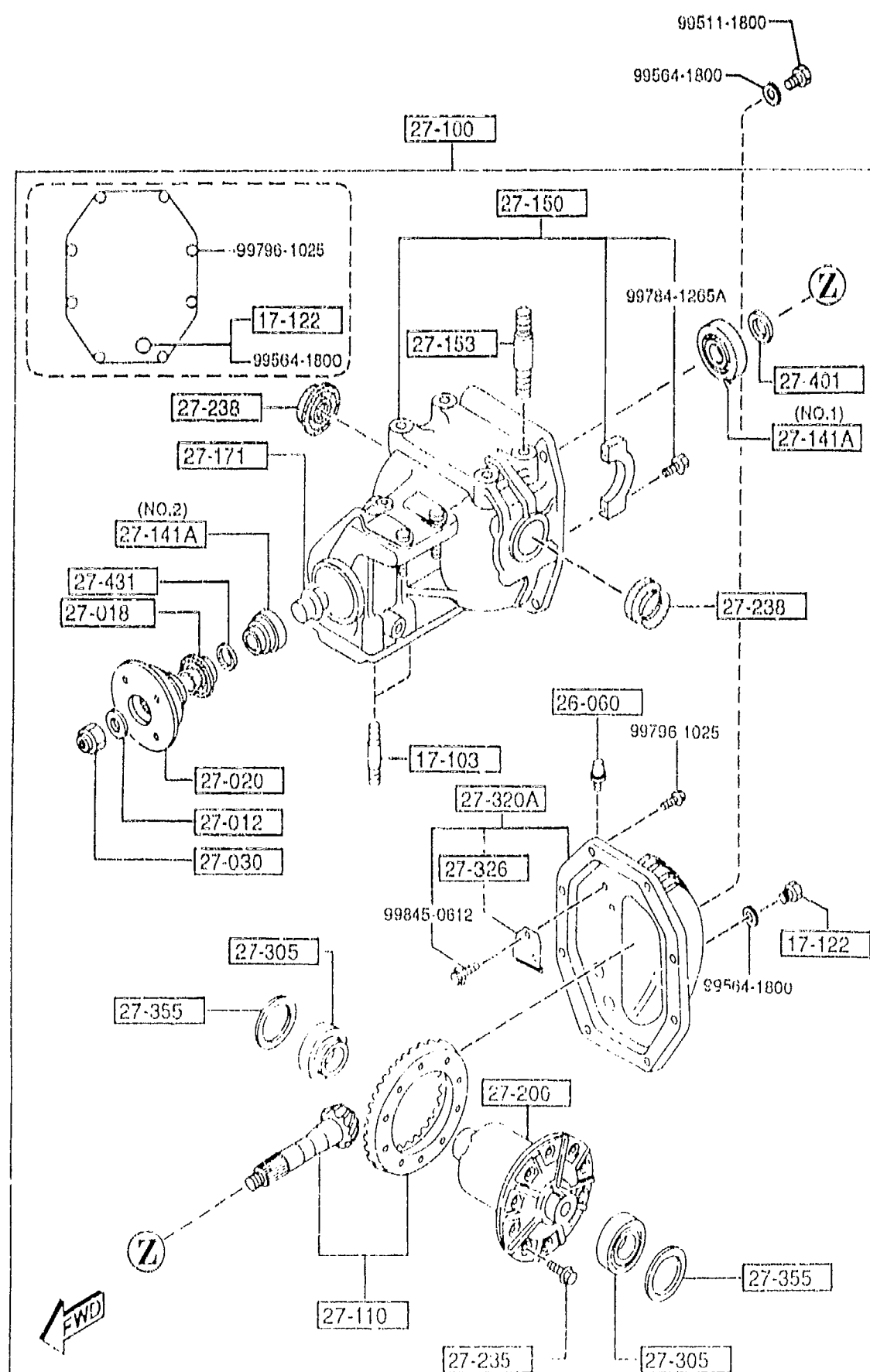
2710 REAR DIFFERENTIALS




2710 -2 REAR DIFFERENTIALS

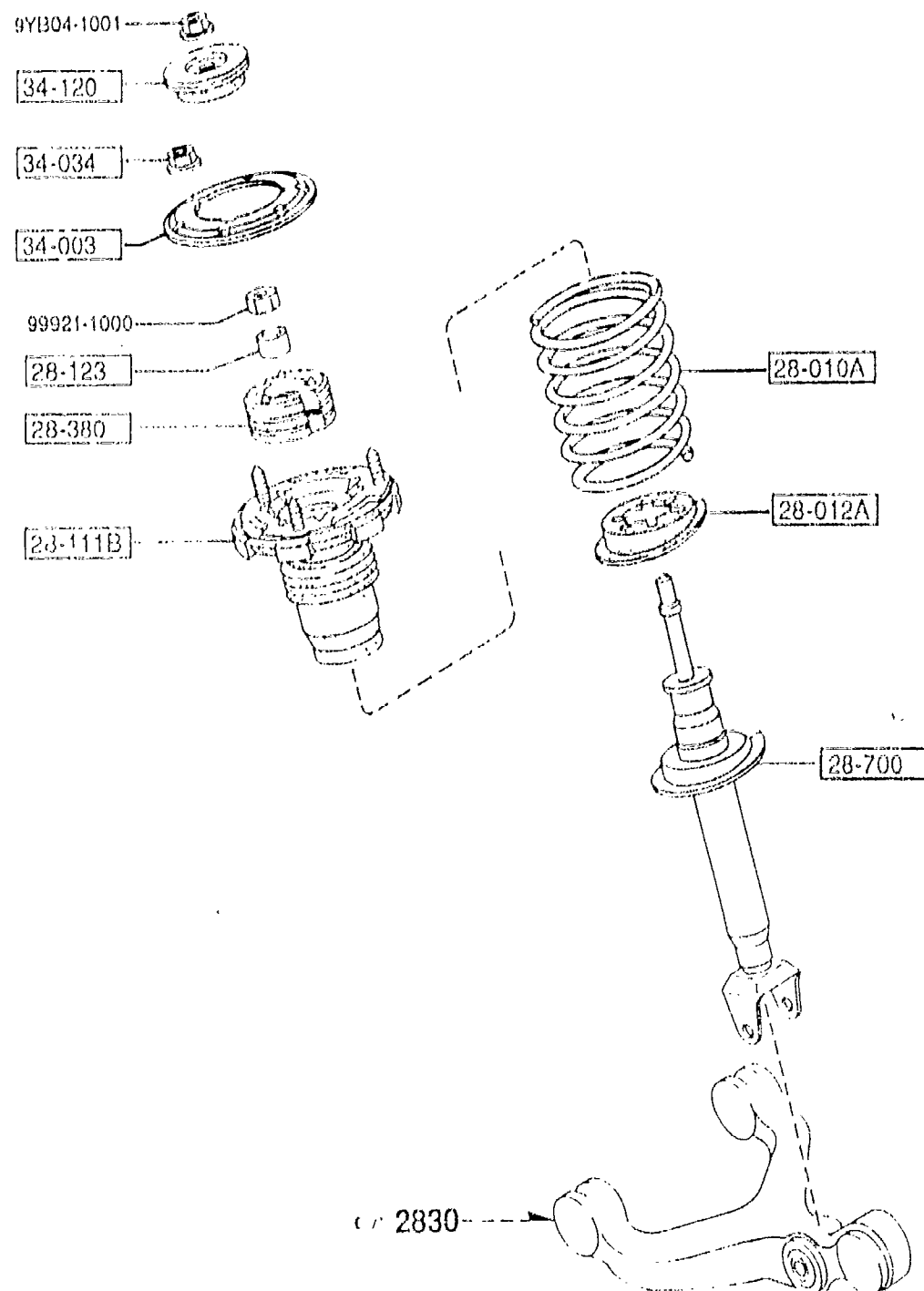
PART NO.	QTY	MODEL RESTRICTION	MODEL/RESTRICTION	MODEL/RESTRICTION	FROM-TO
CONT'D					
0604-27-220	1	(ILLUS. NO.2)			
27-150		CARRIER, DIFFERENTIAL			
R005-27-150	1				
27-153		BOLT			
R003-27-153	4				
27-171		PIECE, DISTANCE			
R004-27-171	1				
27-200		DIFFERENTIAL			
P099-27-200E	1	(MT)			
R008-27-200B	1	(AT)			
27-235		BOLT, RING GEAR			
8051-27-235	10	D=10.0MM			
8051-27-236	10	D=10.2MM			
27-238		SEAL, OIL			
P043-27-238	2				
R004-27-238	2				
27-305		BEARING			
0118-27-350A	2				
27-320A		COVER, REAR			
R005-27-320	1				
27-326		PLATE, DAFFLE			
M005-27-326A	1				
27-355		SHIM, ADJUST			
R001-27-355	2	T=5.5MM			
R001-27-356	2	T=5.6MM			
R001-27-357	2	T=5.65MM			
R001-27-358	2	T=5.7MM			
4C01 FD333 -400022					

-4C01
4C01-



PART NO.	QTY	MODEL/RESTRICTION	MODEL/RESTRICTION	MODEL/RESTRICTION	FROM-TO
CONT'D	2				
R001-27-359	2	T=5.75MM			
R001-27-361	2	T=5.8MM			
R001-27-362	2	T=5.85MM			
R001-27-363	2	T=5.9MM			
R001-27-364	2	T=5.95MM			
R001-27-365	2	T=6MM			
R001-27-366	2	T=6.05MM			
R001-27-367	2	T=6.1MM			
R001-27-368	2	T=6.15MM			
R001-27-369	2	T=6.2MM			
R001-27-371	2	T=6.25MM			
R001-27-372	2	T=6.3MM			
R001-27-373	2	T=6.35MM			
R001-27-374	2	T=6.4MM			
R001-27-375	2	T=6.5MM			
27-401		SPACER			
R001-27-401	1	T=3.47MM			
R001-27-402	1	T=3.08MM			
R001-27-403	1	T=3.11MM			
R001-27-404	1	T=3.14MM			
R001-27-405	1	T=3.17MM			
R001-27-406	1	T=3.2MM			

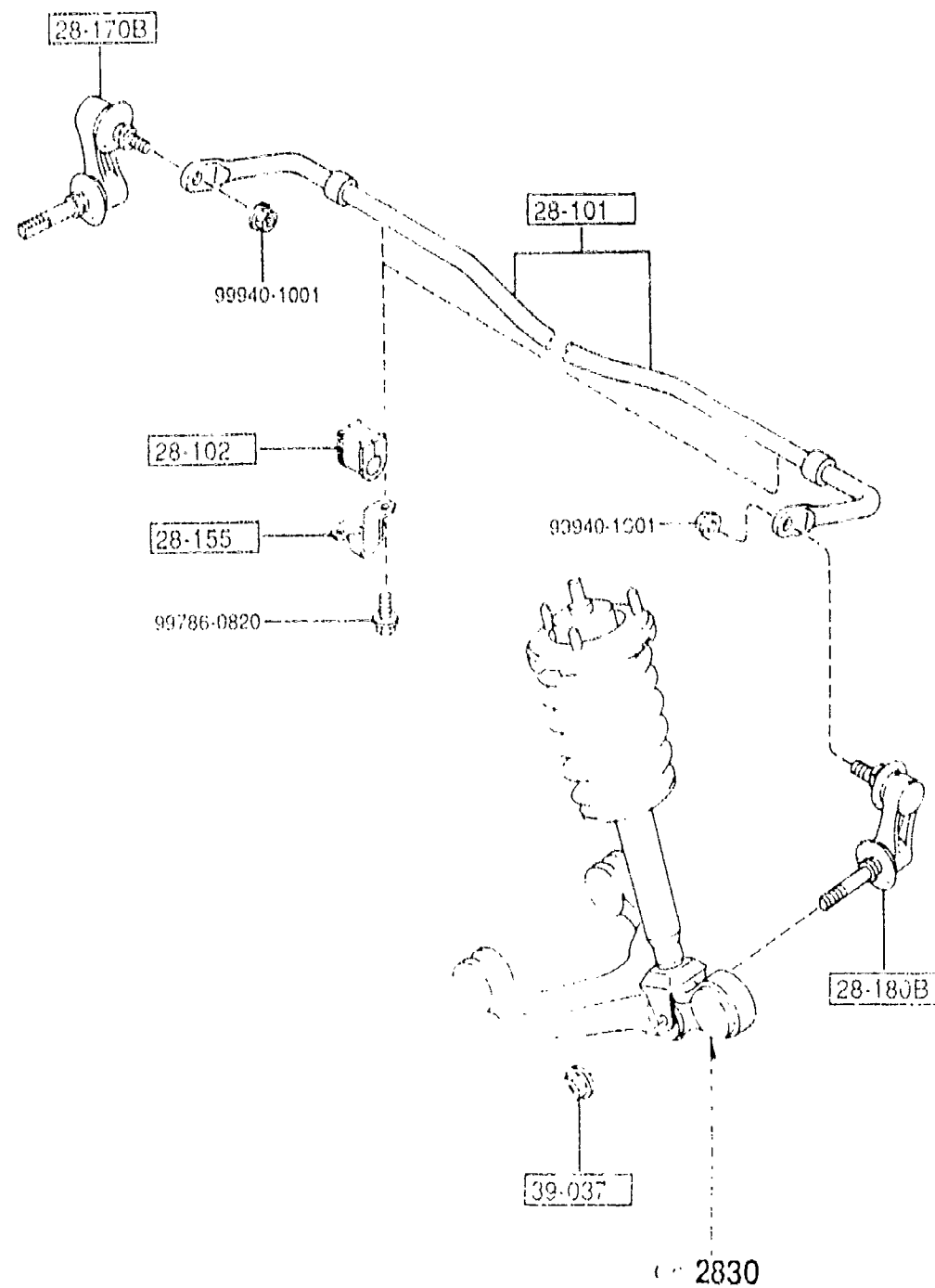




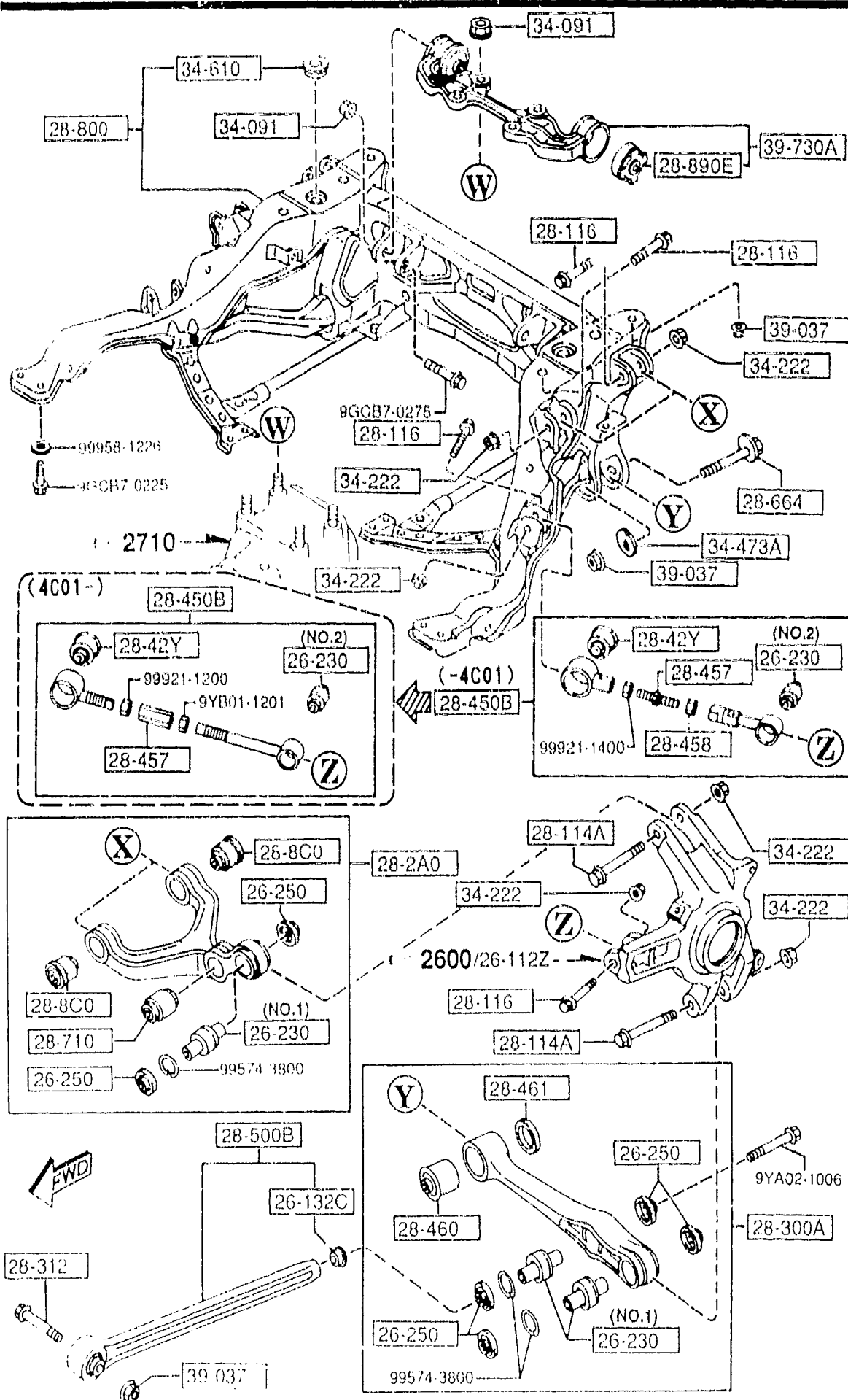
PART NO.	QTY	MODEL/RESTRICTION	MODEL/RESTRICTION	MODEL/RESTRICTION	FROM-TO
28-010A FD15-28-011B	2	SPRING, COIL-REAR			
28-012A FD01-28-012	2	SHEET, RUBBER			
28-111B FD15-28-110A	2	STOPPER, BUMP			
28-123 FD01-28-123A	2	SPACER			
28-380 FD15-28-380A	2	RUBBER, MOUNTING			
28-700 FD15-28-700A	2	DAMPER, REAR			
*FD16-28-700A	2	(HARD SUSP)			
34-003 FD01-34-003	2	SHEET, FRT DAMPER			
34-034 H380-34-034A	6	NUT, FLANGE			
34-120 FD01-34-120	2	STOPPER			



2810 REAR STABILIZER

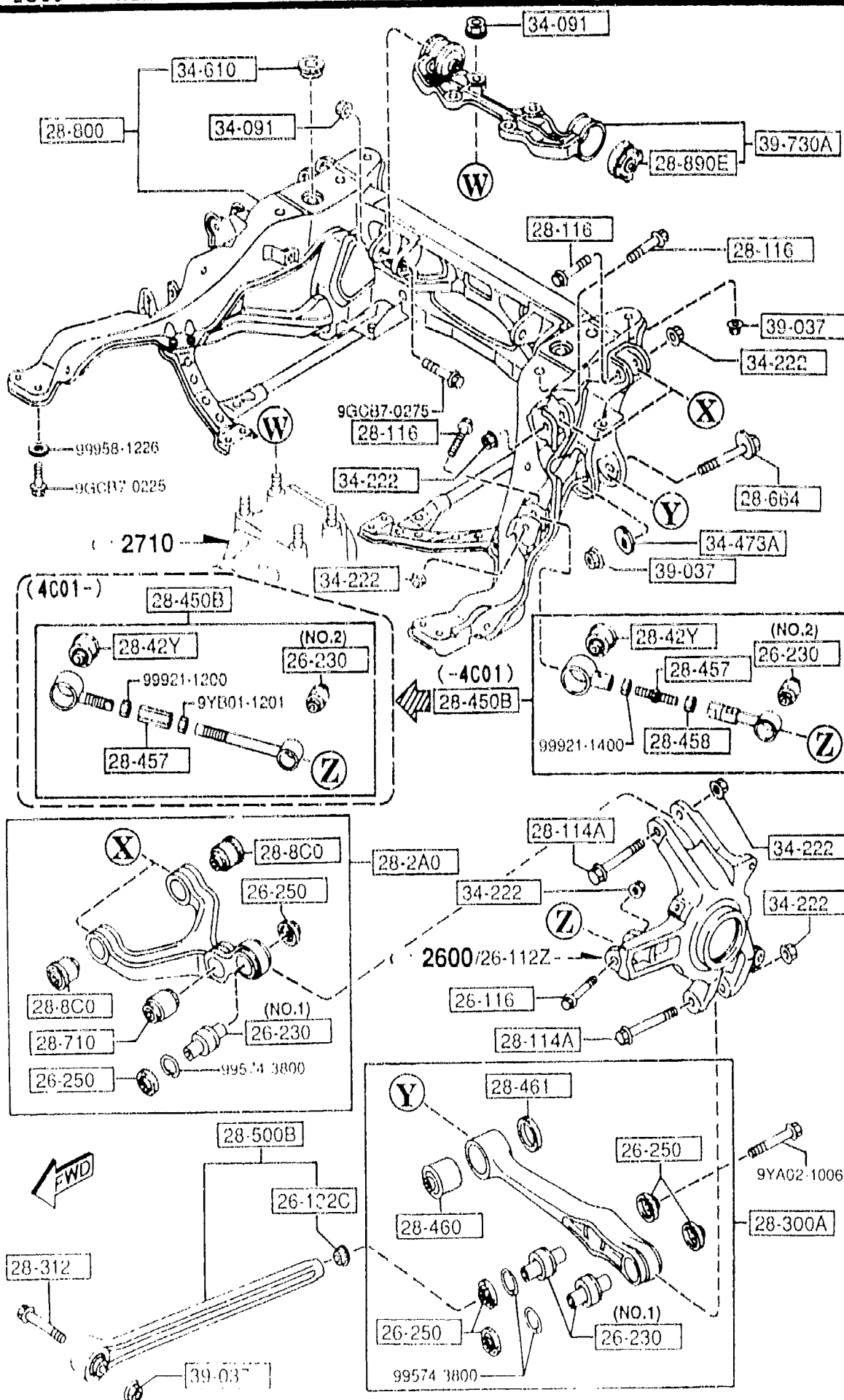


PART NO.	QTY	MODEL/RESTRICTION	MODEL/RESTRICTION	MODEL/RESTRICTION	FROM TO
28-101		STABILIZER,RR			
FD15-28-151A	1	(HARD SUSP)			
F123-28-151	1	(NOR. SUSP)			
28-102		BUSH,STABILIZER-RR			
FD15-28-156A	2	(HARD SUSP)			
F123-28-156	2	(NOR. SUSP)			
28-155		PLATE,STABILIZER-RR			
FD01-28-155A	2				
28-170B		LINK,CONTROL-STAB			
FD01-28-170B	1				
28-180B		LINK,CONTROL			
FD01-28-180B	1				
39-037		NUT			
R001-39-037B	2				



PART NO.	QTY	MODEL/RESTRICTION	MODEL/RESTRICTION	MODEL/RESTRICTION	FROM-TO
+-----+ 26-132C +-----+		WASHER, SLEEVE-REAR B RAKE			
FD01-26-132A	2				
+-----+ 26-230 +-----+		BALL, PILLOW-RR LOWER ARM			
FD01-26-220	6	(ILLUST. NO.1)			
FD01-26-230	2	(ILLUST. NO.2)			
+-----+ 26-250 +-----+		RUBBER, SEAL-RR LOWER ARM			
FD01-26-250	12				
+-----+ 28-114A +-----+		BOLT			
FD01-28-114	4				
+-----+ 28-116 +-----+		BOLT			
FD01-28-116	8				
+-----+ 28-2A0 +-----+		ARM, UPPER-REAR			
FD01-28-2A0B	2	(HARD SUSP)			
F123-28-2A0A	2	(NOR. SUSP)			
+-----+ 28-300A +-----+		ARM, LOWER-REAR			
FD01-28-300B	2				
+-----+ 28-312 +-----+		BOLT 'A', LINK			
H266-28-312	2				
+-----+ 28-42Y +-----+		BUSH, PILLOW BALL			
FD01-28-42Y	2				
+-----+ 28-450B +-----+		LINK, TOE CONTROL			
FD01-28-450B	2				-4C01
AN(FD02-28-450)					
FD02-28-450	2				4C01-
+-----+ 28-457 +-----+		BOLT			
FD01-28-457	2				-4C01
FD02-28-456	2				4C01-
+-----+ 28-458 +-----+		NUT			
FD01-28-458	2				-4C01
4C01 FD333 -400022					

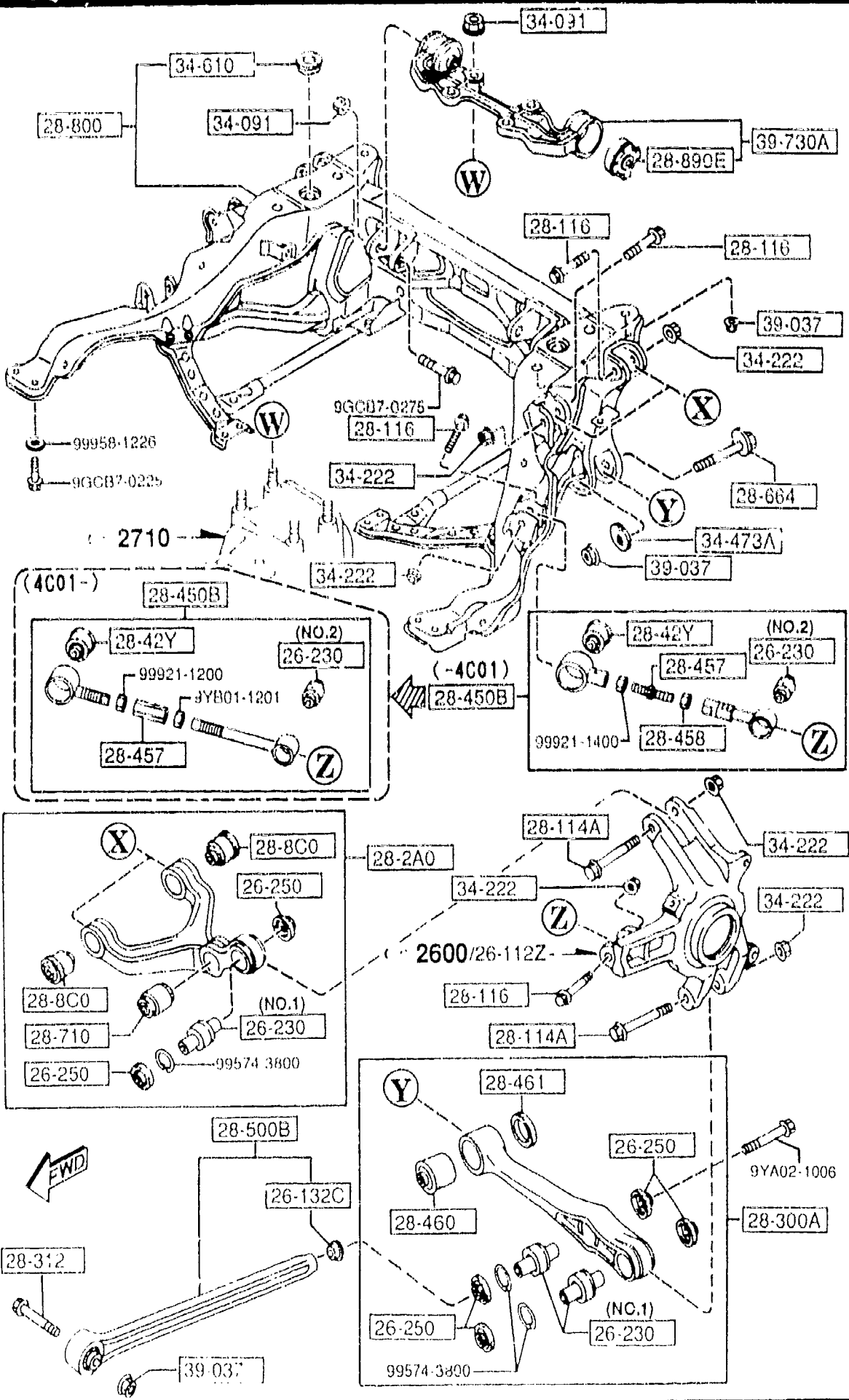
2830 REAR LOWER ARMS & SUB FRAME



2830 -2 REAR LOWER ARMS & SUB FRAME

PART NO.	QTY	MODEL/RESTRICTION	MODEL/RESTRICTION	MODEL/RESTRICTION	FROM-TO
28-460		BUSHING, LOWER ARM			
FD01-28-460	2				
28-461		STOPPER, LOWER ARM			
FD01-28-461	2				
28-500B		LINK, LOWER-FRONT			
FD15-28-50X	2 (NOR. SUSP)				
FD16-28-50X	2 (HARD SUSP)				
28-664		BOLT, ADJUST			
FD01-28-664	2				
28-710		BUSH, DAMPER			
FD01-28-710A	2				
28-8C0		BUSHING, RUBBER			
FD01-28-8C0A	4 (HARD SUSP)				
28-800		FRAME, SUB			
FD15-28-80XB	1				
28-890E		RUBBER, MOUNT. -DIFF. C			
FD01-28-890A	2	ASING			
34-091		NUT			
B455-34-091	6				
34-222		NUT			
8871-34-222	12				
34-473A		PLATE, CAM			
FD01-34-473	2				
34-610		RUBBER, MOUNTING			
FD01-34-610A	2				
39-037		NUT			
B001-39-037B	8				

2830 REAR LOWER ARMS & SUB FRAME

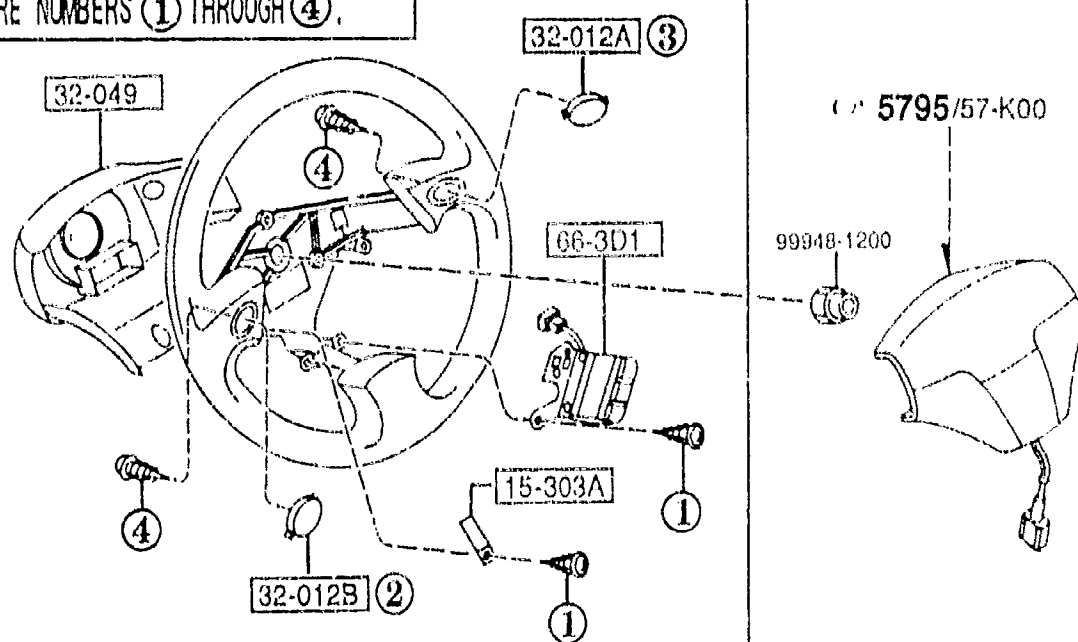


PART NO	QTY	MODEL/RESTRICTION	MODEL/RESTRICTION	MODEL/RESTRICTION	FROM-TO
39-730A FD01-39-730A	1	BRACKET, DIFF. MOUNTING			

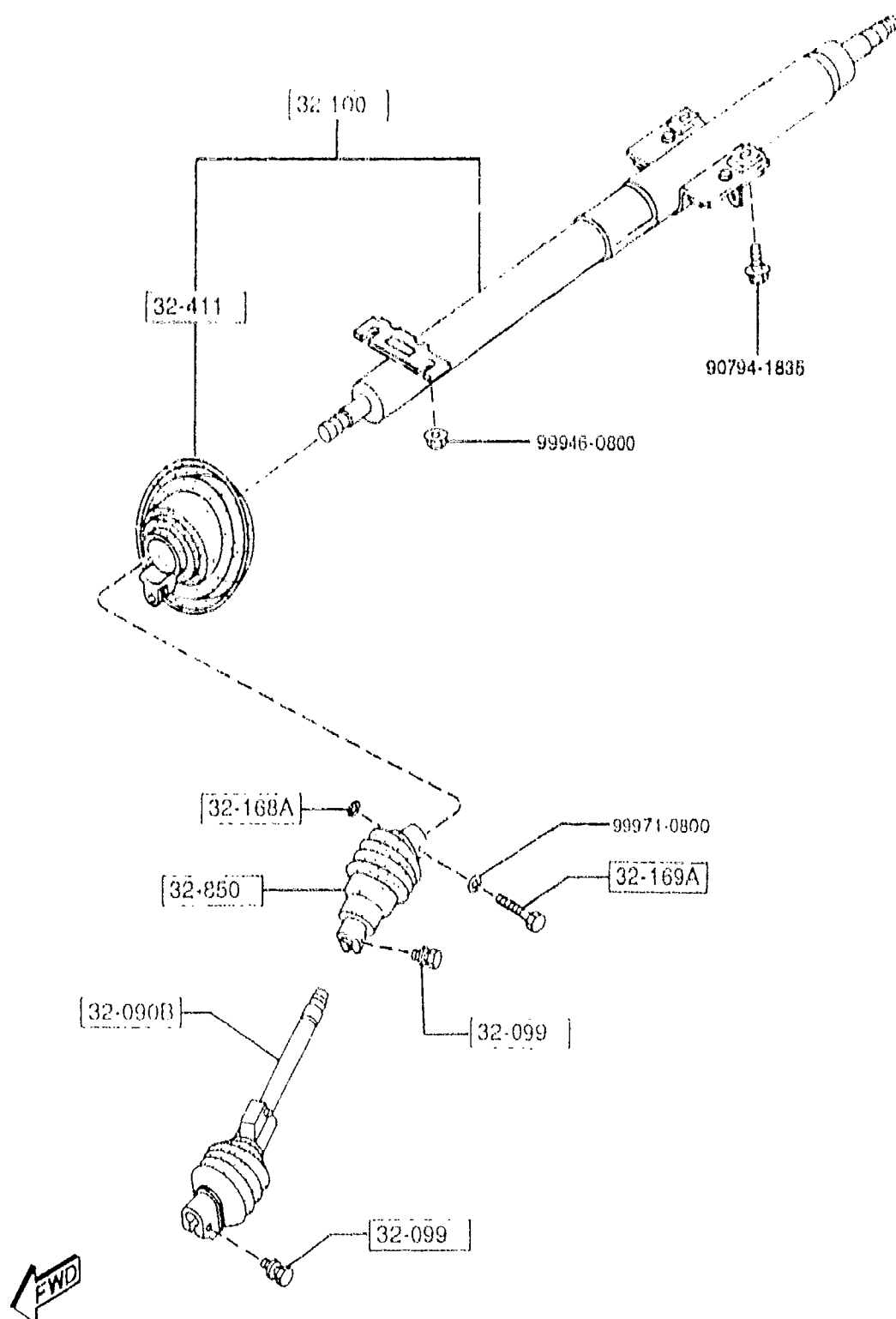
32-980

NOTE

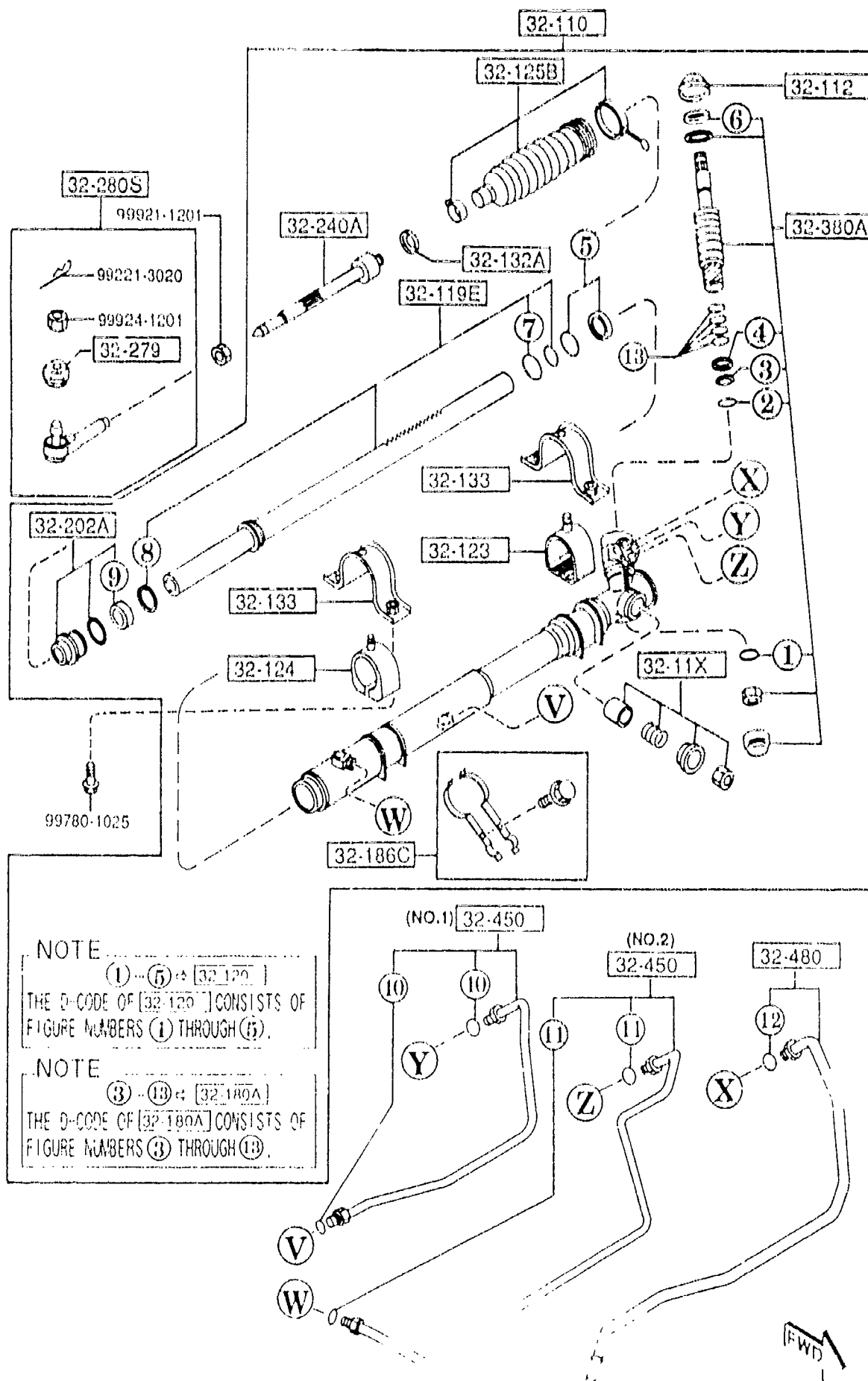
① ... ④ → 32-740C

THE D-CODE OF 32-740C CONSISTS OF
FIGURE NUMBERS ① THROUGH ④.

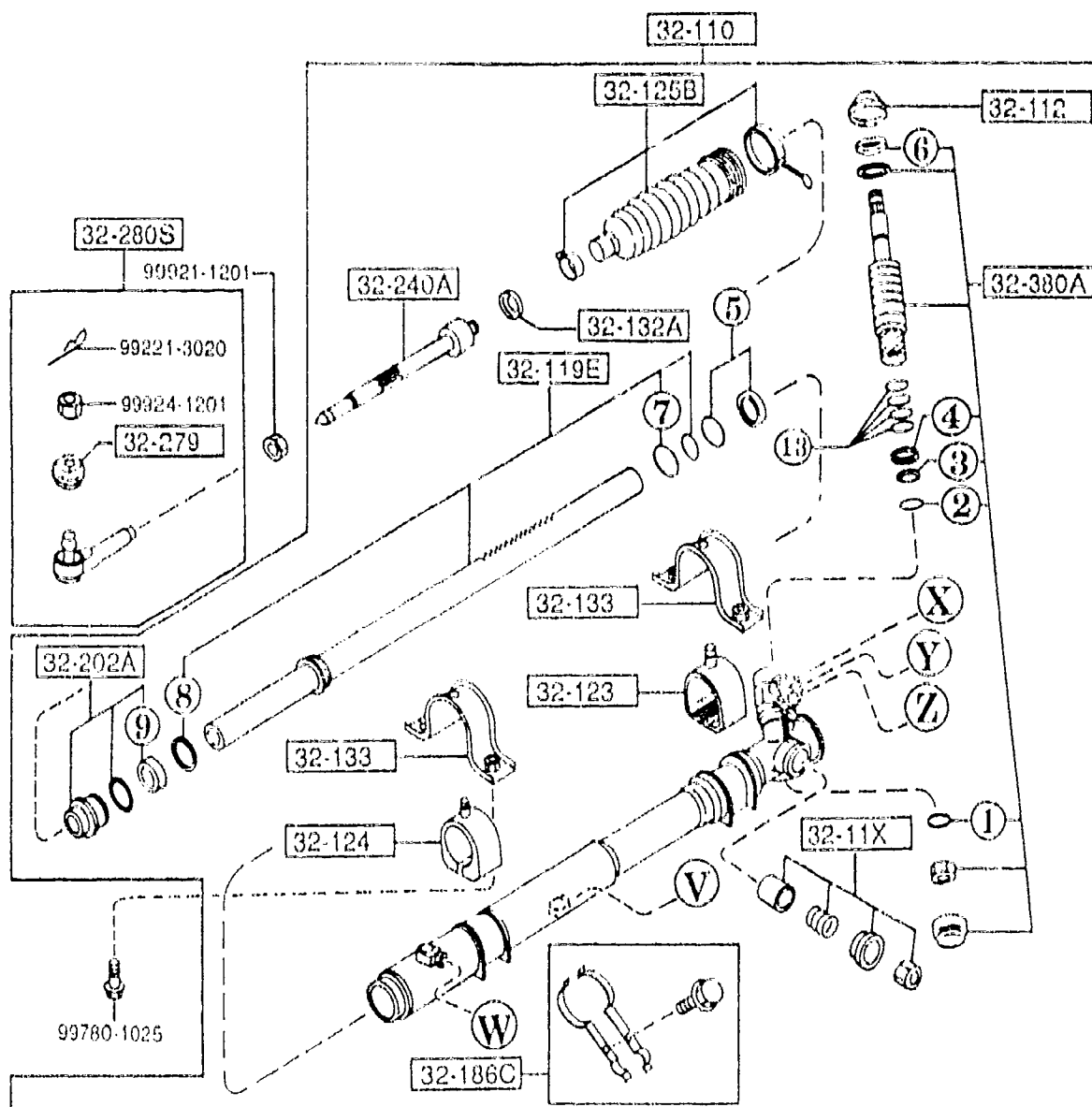
PART NO.	QTY	MODEL/RESTRICTION	MODEL/RESTRICTION	MODEL/RESTRICTION	FROM TO
15-303A		CLIP			
2667-15-303A	2				
32-012A		BUTTON(R), HORN			
FD01-32-81X	1				
32-012B		BUTTON(L), HORN			
FD01-32-810	1				
32-049		COVER, WHEEL CORE			
FD01-32-049	1	(NOR. SUSP)			
FD03-32-049	1	(HARD SUSP)			
32-740C		PARTS SET, ST. WHEEL			
FD01-32-750	1				
32-980		ROSS, STEERING WHEEL			
FD01-32-980E	1	(NOR. SUSP)			
FD03-32-980E	1	(HARD SUSP)			
66-3D1		SWITCH, AUTOCRUISE			
FD01-66-3D1A	1	(NOR. SUSP)			



PART NO.	QTY	MODEL/RESTRICTION	MODEL/RESTRICTION	MODEL/RESTRICTION	FROM TO
32-090B		SHAFT, INTERMED.			
FD01-32-090A	1				
32-099		BOLT, SHAFT			
B455-32-099	2				
32-100		SHAFT, ENGY. ABSORBER			
FD15-32-100	1				
32-168A		WASHER, STOP			
FB01-32-168	1				
32-169A		BOLT			
B001-32-169A	1				
32-411		COVER, DUST			
FD15-32-411	1				
32-850		JOINT, STEERING			
FD15-32-850	1				

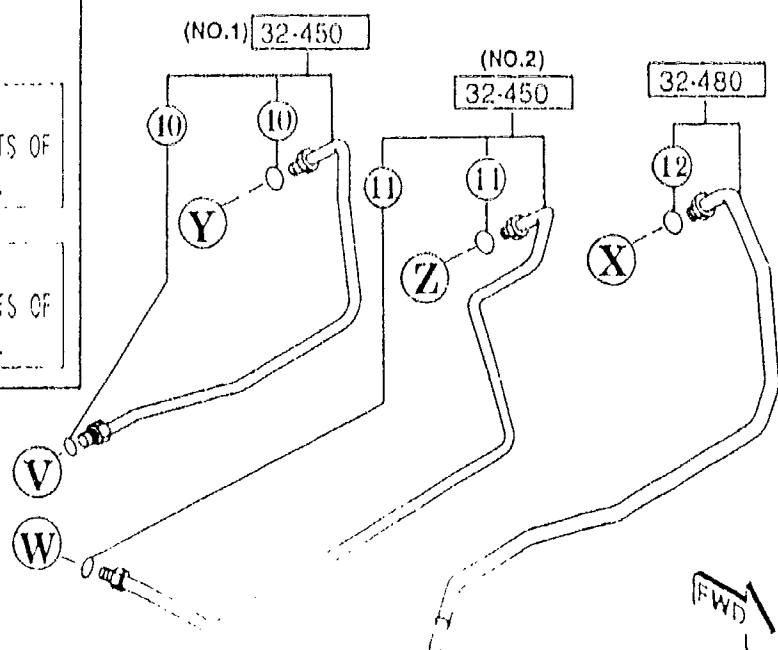


PART NO.	QTY	MODEL/RESTRICTION	MODEL/RESTRICTION	MODEL/RESTRICTION	FROM 10
32-11X		YOKE SET, SUPPORT-ST. GEAR			
FD01-32-11X	1				
32-110		GEAR, STEERING			
FD15-32-110B	1				
32-112		COVER, DUST			
FD01-32-112	1				
32-119E		RACK, STEERING GEAR			
FD01-32-119A	1				
32-120		HOUSING, GEAR			
FD01-32-120	1				
32-123		RUBBER, MOUNTING			
F110 32-123	1				
32-124		RUBBER, MOUNTING			
FD01-32-124	1				
32-125B		BOOT, RACK			
FD01-32-125A	1 (FOR RIGHT)				
FD02-32-125A	1 (FOR LEFT)				
32-132A		WASHER			
FD01-32-132	2				
32-133		PLATE, CLAMP			
FD01-32-133	2				
32-180A		SEAL KIT, ST. GEAR			
FD01-32-180	1				
32-186C		CLIP KIT, ST. GEAR			
FD01-32-186	1				
32-202A		STOPPER, RACK-ST. GEAR			
FD01-32-202	1				

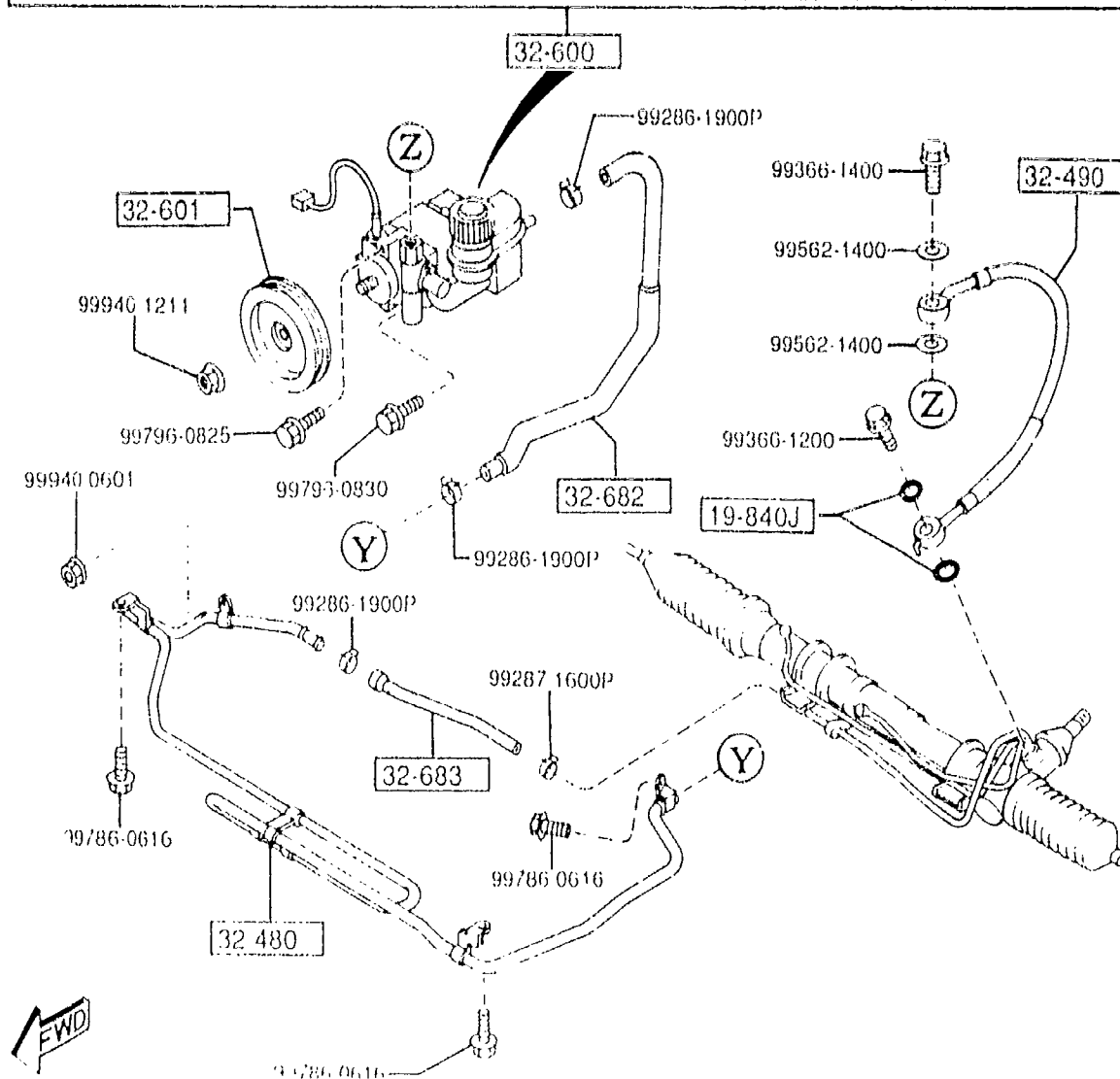


NOTE
 (1)-(5) → [32-120]
 THE D-CODE OF [32-120] CONSISTS OF
 FIGURE NUMBERS (1) THROUGH (5).

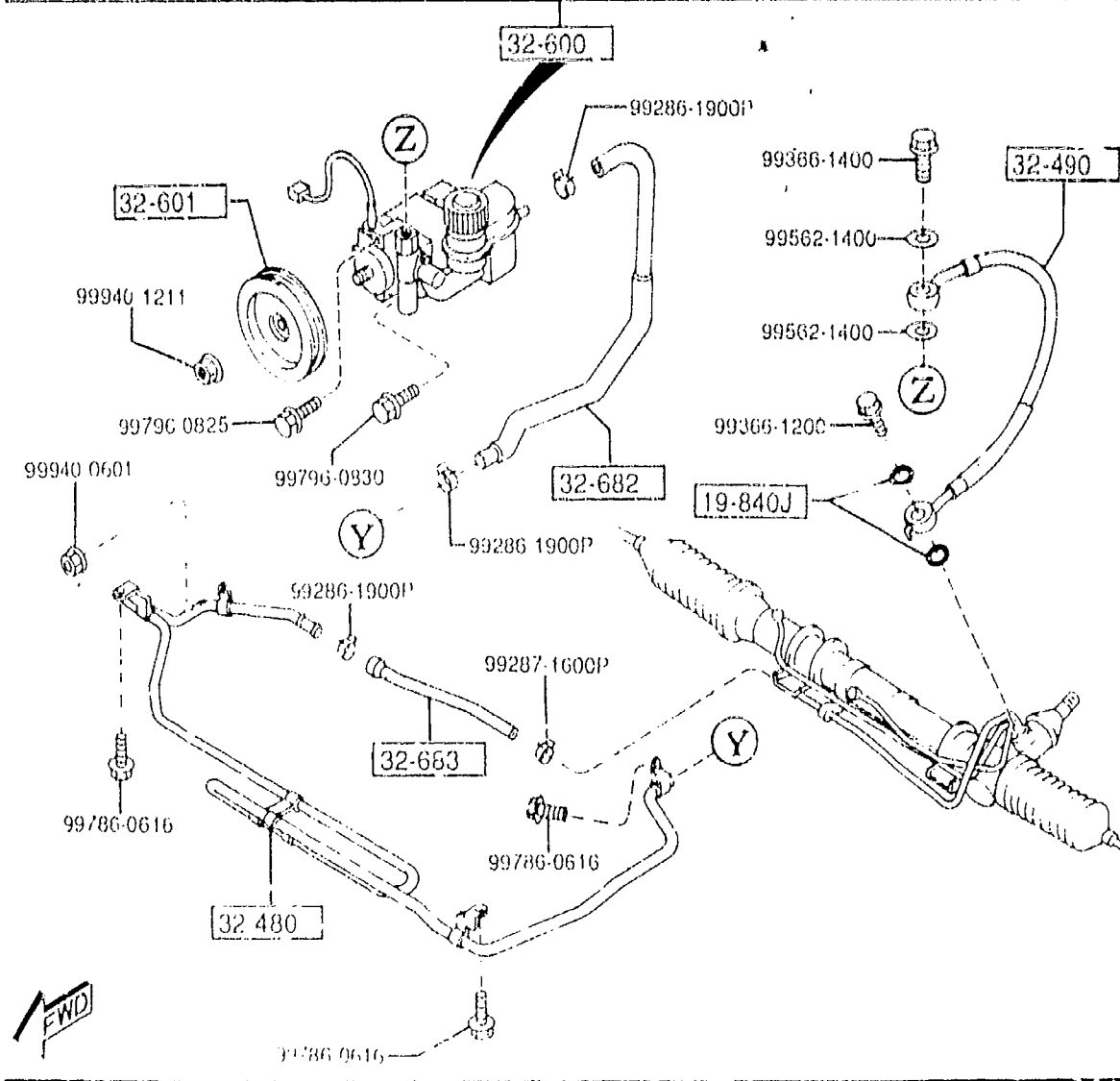
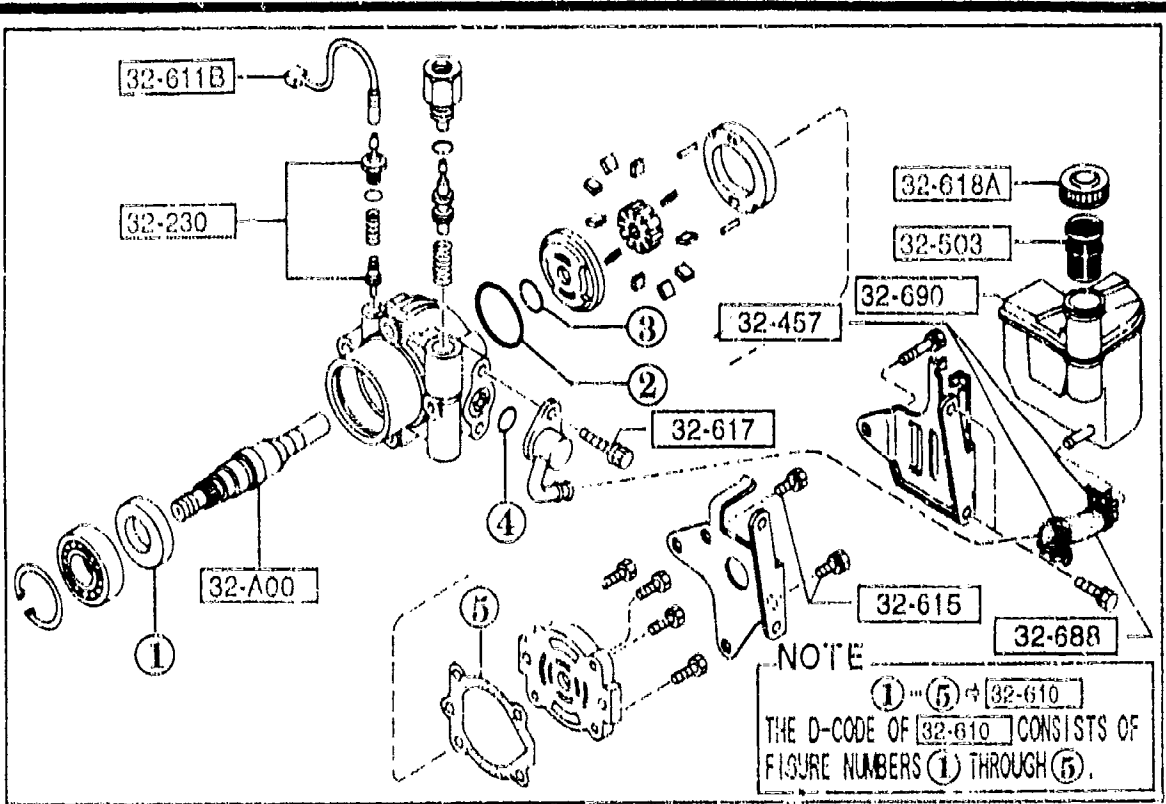
NOTE
 (3)-(13) → [32-180A]
 THE D-CODE OF [32-180A] CONSISTS OF
 FIGURE NUMBERS (3) THROUGH (13).



PART NO.	QTY	MODEL/RESTRICTION	MODEL/RESTRICTION	MODEL/RESTRICTION	FROM-TO
32-240A		JOINT, BALL			
FD01-32-240A	2				
32-279		SEAL, DUST-BALL JOINT			
B455-32-279	2				
32-280S		JOINT SET, BALL			
8AB2-32-280	2				
32-380A		VALVE, ST. GEAR			
FD15-32-380	1				
32-450		PIPE, PRESSURE			
FD01-32-450	1 (ILLUST. NO.1)				
FD02-32-450	1 (ILLUST. NO.2)				
32-480		PIPE, RETURN			
FD02-32-480	1				

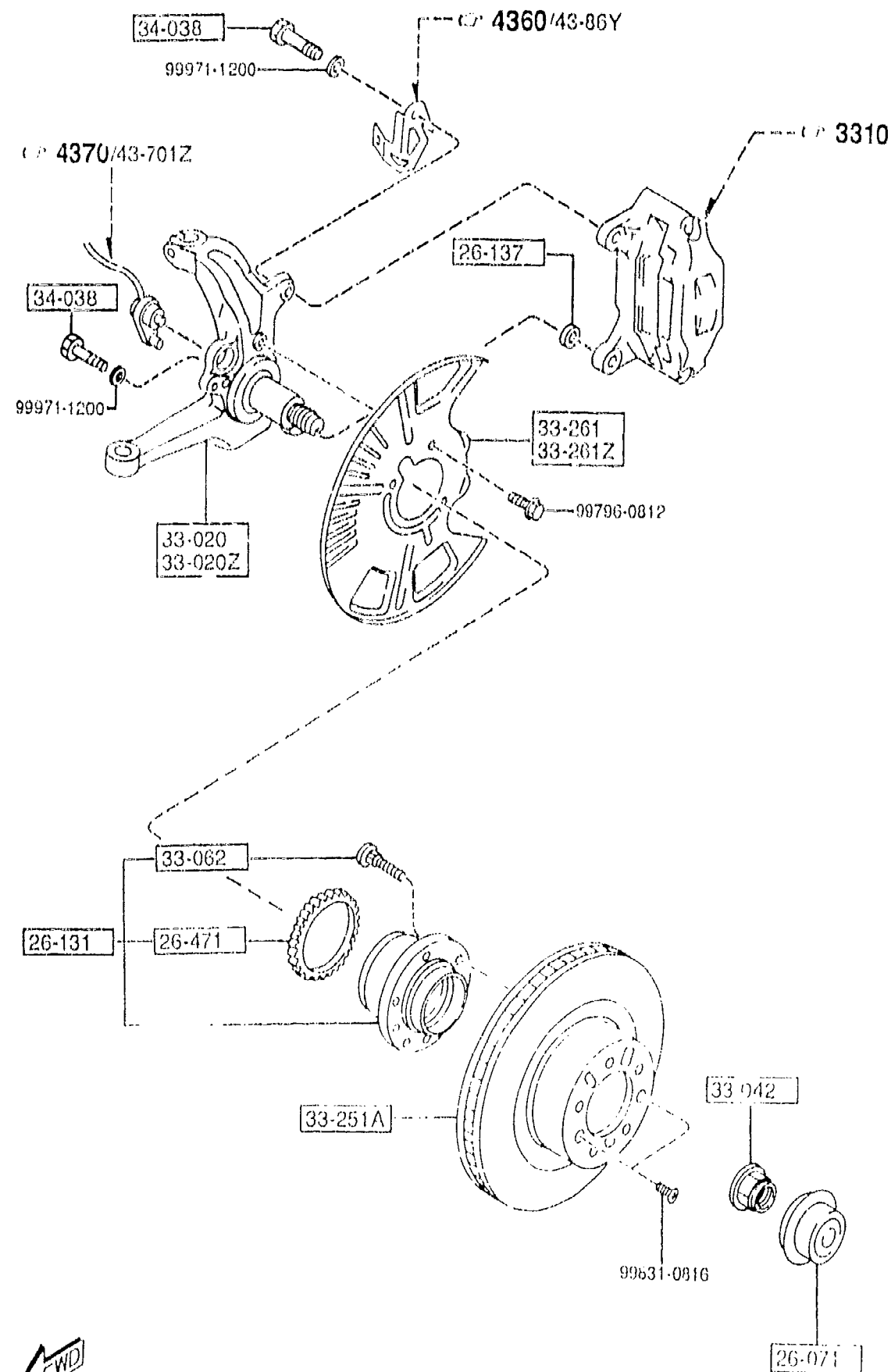


PART NO.	QTY	MODEL/RESTRICTION	MODEL/RESTRICTION	MODEL/RESTRICTION	FROM-TO
+-----+ 19-840J +-----+		RING, 'O'			
99541-01401	2				
+-----+ 32-A00 +-----+		SHAFT			
GA2A-32-607	1				
+-----+ 32-230 +-----+		SENSOR, STEERING PRES SURE			
H380-32-230	1				
+-----+ 32-457 +-----+		CLIP, HOSE			
FD01-32-457	1				
+-----+ 32-480 +-----+		PIPE, RETURN			
FD01-32-480F	1				
+-----+ 32-490 +-----+		HOSE, PRESSURE			
FD01-32-490D	1				
+-----+ 32-503 +-----+		STRAINER			
BR71-32-503	1				
+-----+ 32-600 +-----+		PUMP, VANE			
FD15-32-600A	1				
+-----+ 32-601 +-----+		PULLEY, VANE PUMP			
FD01-32-620B	1				
+-----+ 32-610 +-----+		SEAL KIT, VANE PUMP			
EA03-32-610	1				
+-----+ 32-611B +-----+		HARNESS			
FD01-32-611A	1				
+-----+ 32-615 +-----+		KEY, VANE PUMP			
*FD01-32-615	1				
+-----+ 32-617 +-----+		BOLT, VANE PUMP			
*FD01-32-617	1				
+-----+ 32-618A +-----+		CAP, VANE PUMP TANK			
G211-32-618A	1				

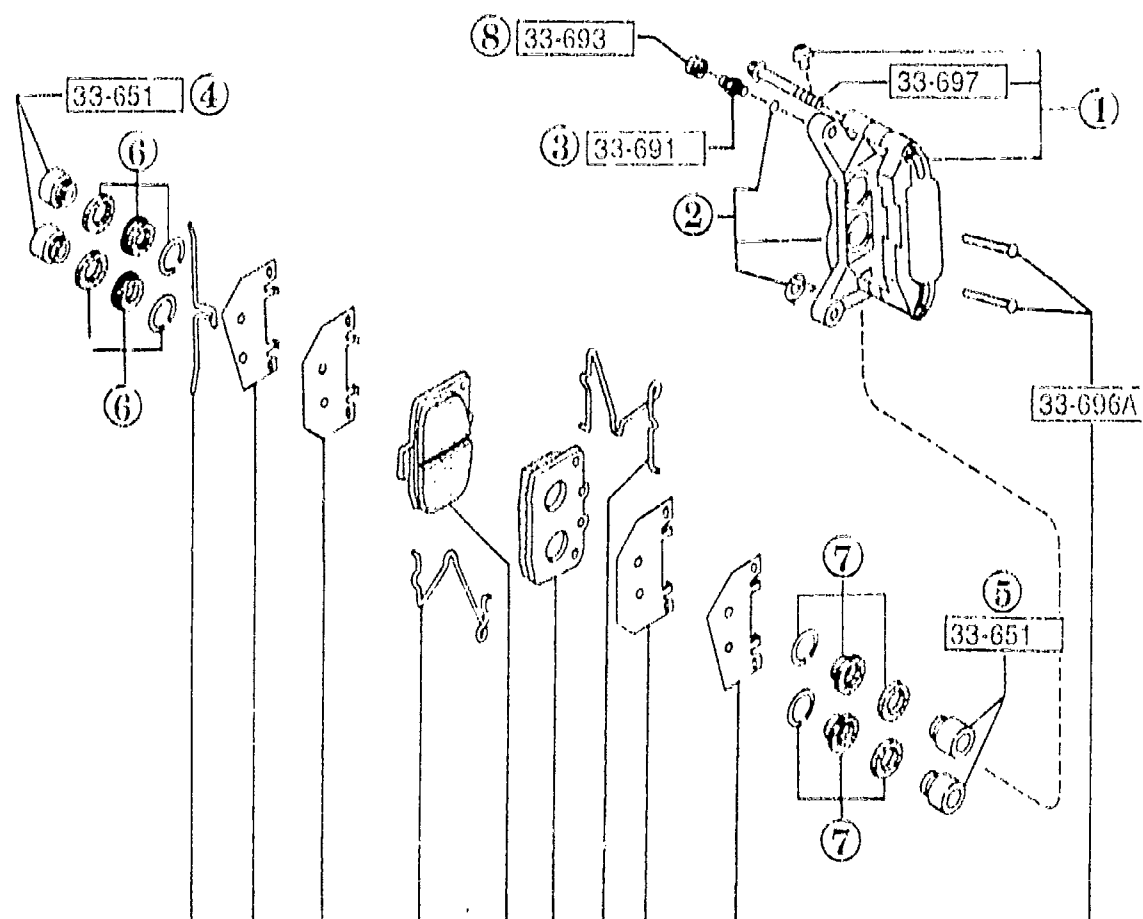


PART NO.	QTY	MODEL/RESTRICTION	MODEL/RESTRICTION	MODEL/RESTRICTION	FROM-TO
32-682		HOSE, RETURN			
FD01-32-682E	1				
32-683		CLAMP			
FD01-32-683A	1				
32-688		HOSE, SUCTION			
*FD01-32-688	1				
32-690		TANK, VANE PUMP			
FD01-32-690	1				

3300 FRONT AXLE



PART NO.	QTY	MODEL/RESTRICTION	MODEL/RESTRICTION	MODEL/RESTRICTION	FROM-TO
26-071		CAP, HUB			
GA2A-26-071	2				
26-131		BEARING & HUB			
GA5S-26-15X	2				
26-137		WASHER, PLAIN-LOWER ARM			
FB01-26-137	2				
26-471		ROTOR, SENSOR-RR A.B.S.			
GA5S-26-471	2				
33-020		KNUCKLE(R), STEERING			
FD15-33-021	1				
33-020Z		KNUCKLE(L), STEERING			
FD15-33-031	1				
33-042		NUT			
LA01-33-042B	2				
33-062		BOLT, HUB			
J00Y-33-062	10				
33-251A		PLATE, DISC			
FD01-33-25X	2				
33-261		COVER(R), DUST			
F124-33-261	1				
33-261Z		COVER(L), DUST			
F124-33-271	1				
34-038		BOLT, DAMPER-REAR			
LA01-34-038	4				



NOTE

① ... ⑧ ⇒ 33-98Z
33-99Z

THE D-CODE OF 33-98Z
33-99Z CONSISTS OF
FIGURE NUMBERS ① THROUGH ⑧.

NOTE

⑥ ... ⑧ ⇒ 49-240C
THE D-CODE OF 49-240C CONSISTS OF
FIGURE NUMBERS ⑥ THROUGH ⑧.

33-23Z

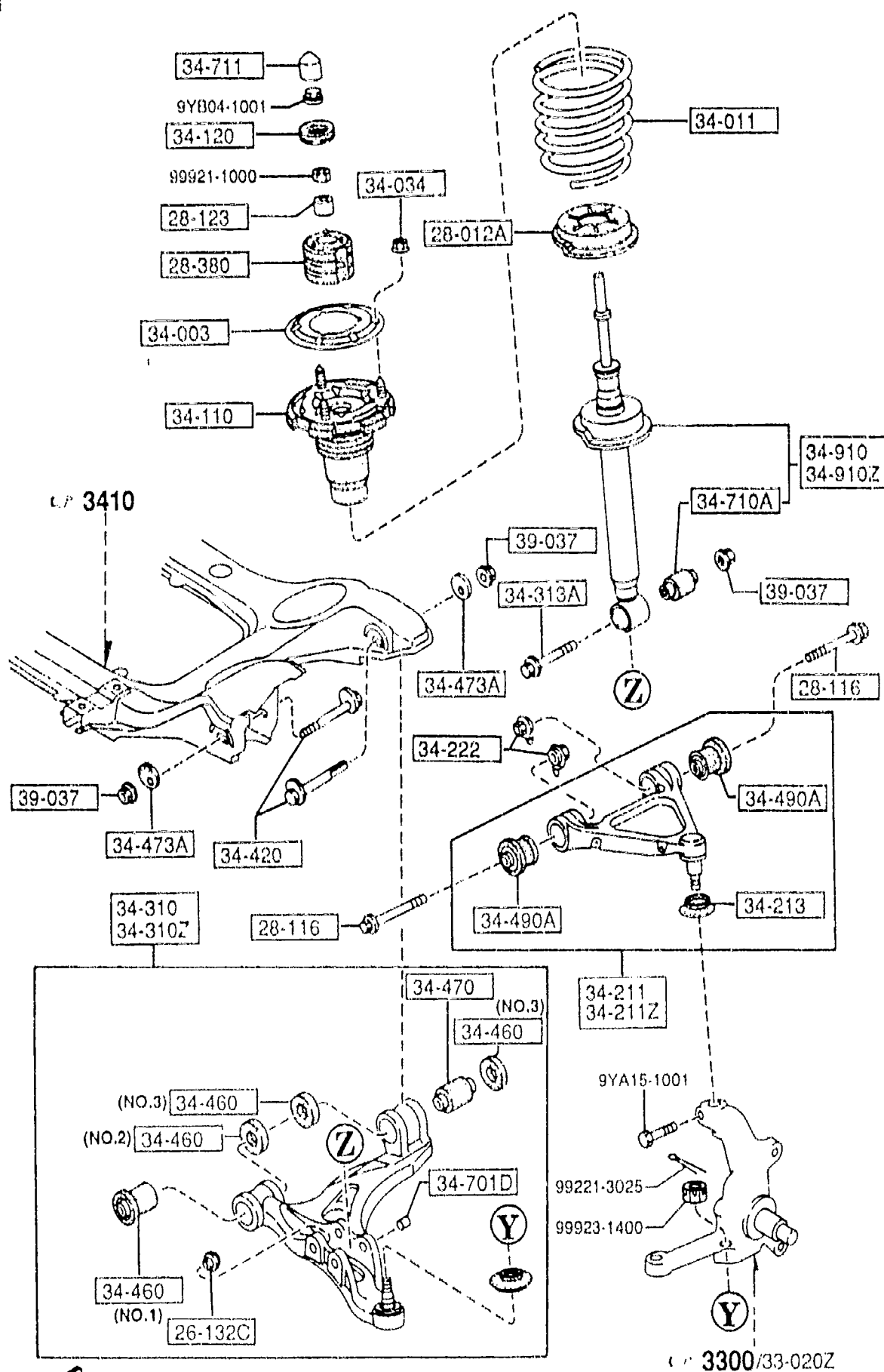
NOTE

① ... ⑦ ⇒ 33-610
33-610Z

THE D-CODE OF 33-610
33-610Z CONSISTS OF
FIGURE NUMBERS ① THROUGH ⑦.

THOUGH ILLUSTRATIONS OF D CODE 33-23Z AND 49-240C ARE FOR LEFT SIDE ONLY,
QUANTITIES OF THESE D CODES IN THE TEXT ARE FOR ONE VEHICLE.

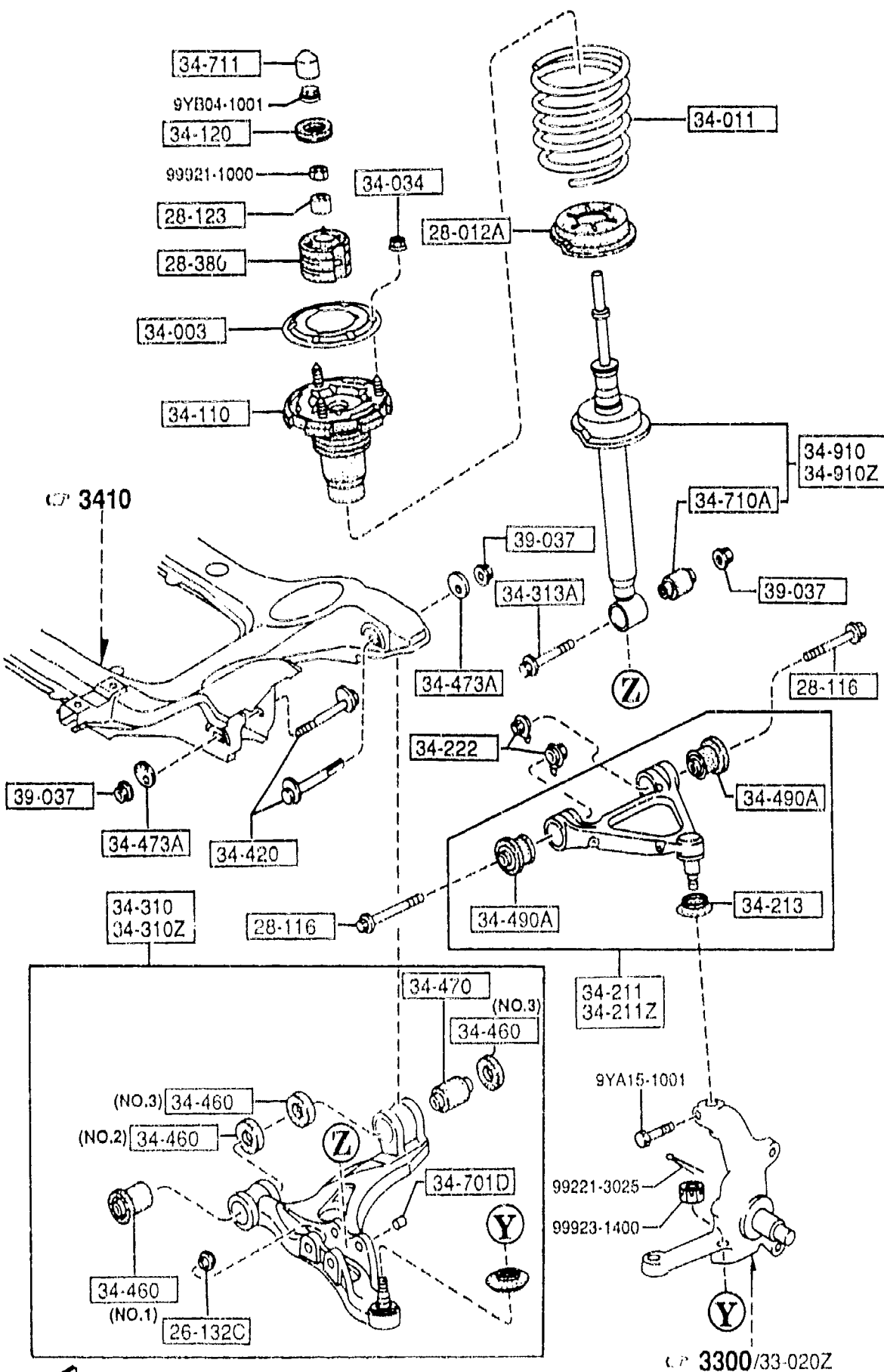
PART NO.	QTY	MODEL/RESTRICTION	MODEL/RESTRICTION	MODEL/RESTRICTION	FROM TO
33-23Z FD23-33-23Z	1	PAD SET, FRT CALIPER NON ASBESTOS			
33-610 FD01-33-61XA	1	BODY & PISTON(R), CALIPER			
33-610Z FD01-33-71XA	1	BODY & PISTON(L), CALIPER			
33-651 FB05-33-651A	8	PISTON, CALIPER-FRT			
33-691 B001-33-691	2	SCREW, BLEEDER			
33-693 FB05-33-693	2	CAP, RUBBER			
33-696A FD01-33-696	4	PIN, PAD-FRONT BRAKE			
33-697 FD01-33-697	8	BOLT, BRIDGE-FRT BRAKE			
33-98Z FD13-33-98Z	1	CALIPER(R), PADLESS-FRT			
33-99Z FD13-33-99Z	1	CALIPER(L), PADLESS-FRT			
49-240C FB05-49-240	1	SEAL KIT, CALIPER-FRT			



PART NO.	QTY	MODEL/RESTRICTION	MODEL/RESTRICTION	MODEL/RESTRICTION	FROM-10
26-132C FB01-26-132	2	WASHER, SLEEVE-REAR B RAKE			
28-012A FD01-28-012	2	SHEET, RUBBER			
28-116 FD01-28-116	4	BOLT			
28-123 FD01-28-123A	2	SPACER			
28-380 FD15-28-380A	2	RUBBER, MOUNTING			
34-003 FD01-34-003	2	SHEET, FRT DAMPER			
34-011 FD01-34-011	2	SPRING, COIL-FRONT (MT)>(W/O SUN ROOF) (MT)>(W/GLASS SUN R OOF) (AT)			
34-034 H380-34-034A	6	NUT, FLANGE			
34-110 FD15-34-110B	2	BUMPER, BOUND			
34-120 FD01-34-120	2	STOPPER			
34-211 FD15-34-200	1	ARM(R), UPPER			
34-211Z FD15-34-250	1	ARM(L), UPPER			



CAT. AUF A06-04

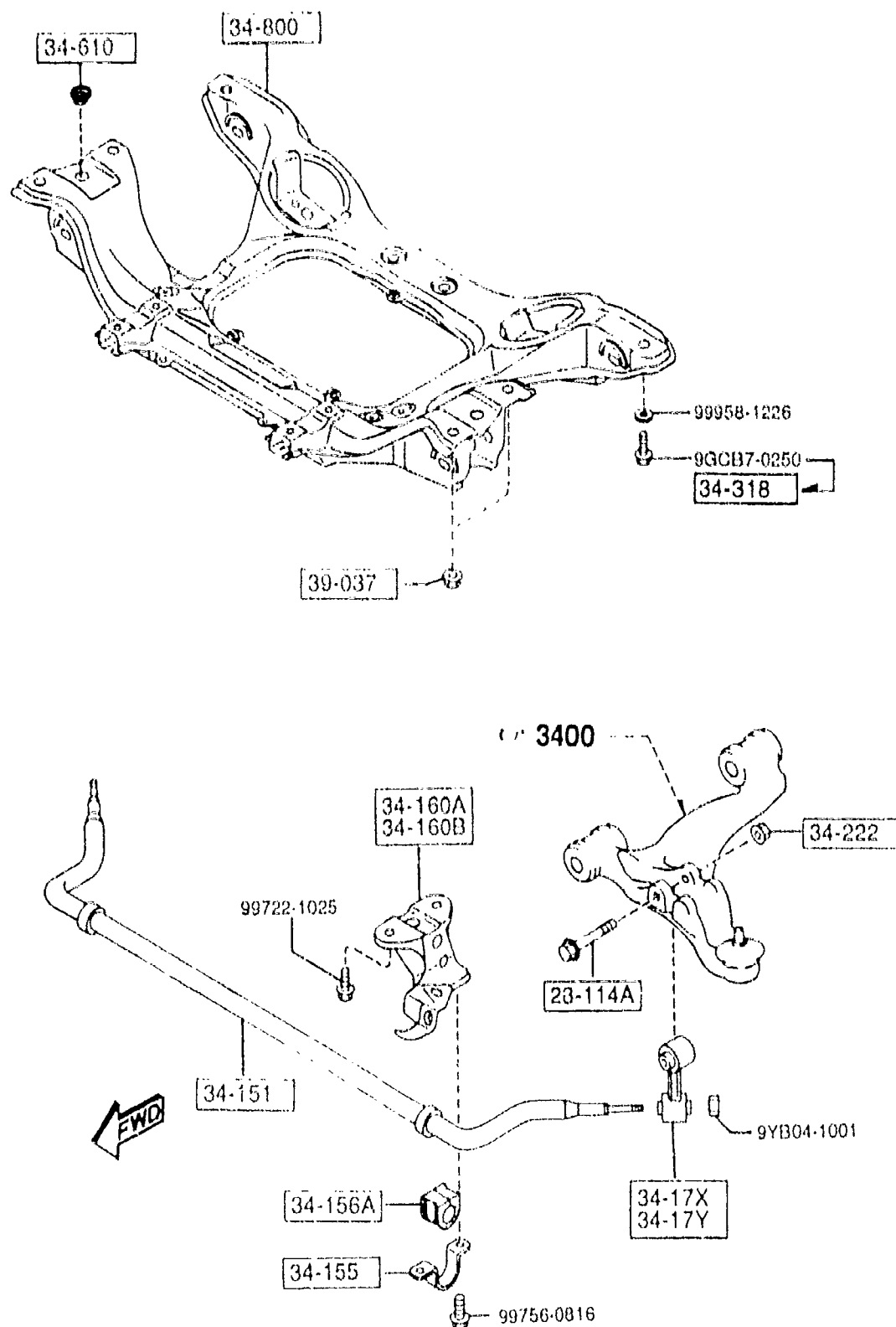


PART NO.	QTY	MODEL/RESTRICTION	MODEL/RESTRICTION	MODEL/RESTRICTION	FROM-TO
34-710A		BUSHING, DAMPER-LOWER			
FD01-34-710A	2	(HARD SUSP)			
F123-34-710A	2	(NOR. SUSP)			
34-711		CAP			
FD01-34-711A	2				
34-910		DAMPER(R), FRONT			
FD16-34-700A	1	(HARD SUSP)			
F123-34-700A	1	(NOR. SUSP)			
34-910Z		DAMPER(L), FRONT			
FD16-34-900A	1	(HARD SUSP)			
F123-34-900A	1	(NOR. SUSP)			
39-037		NUT			
B001-39-037B	10				



3410 CROSSMEMBER & STABILIZER

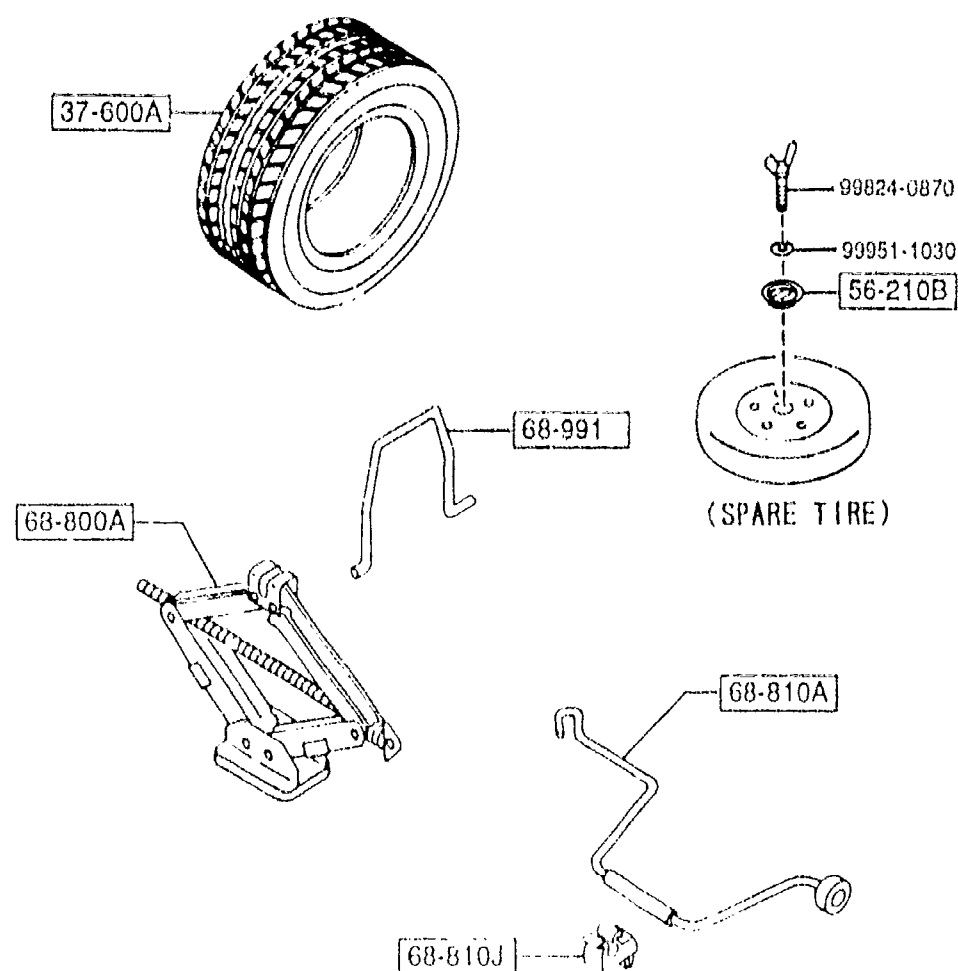
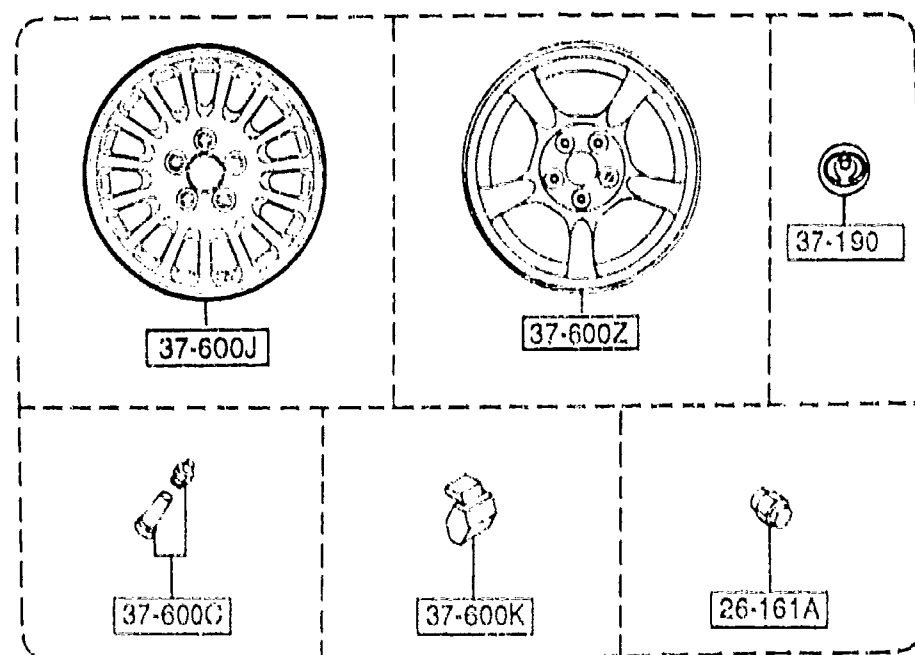
3410 -1 * CROSSMEMBER & STABILIZER



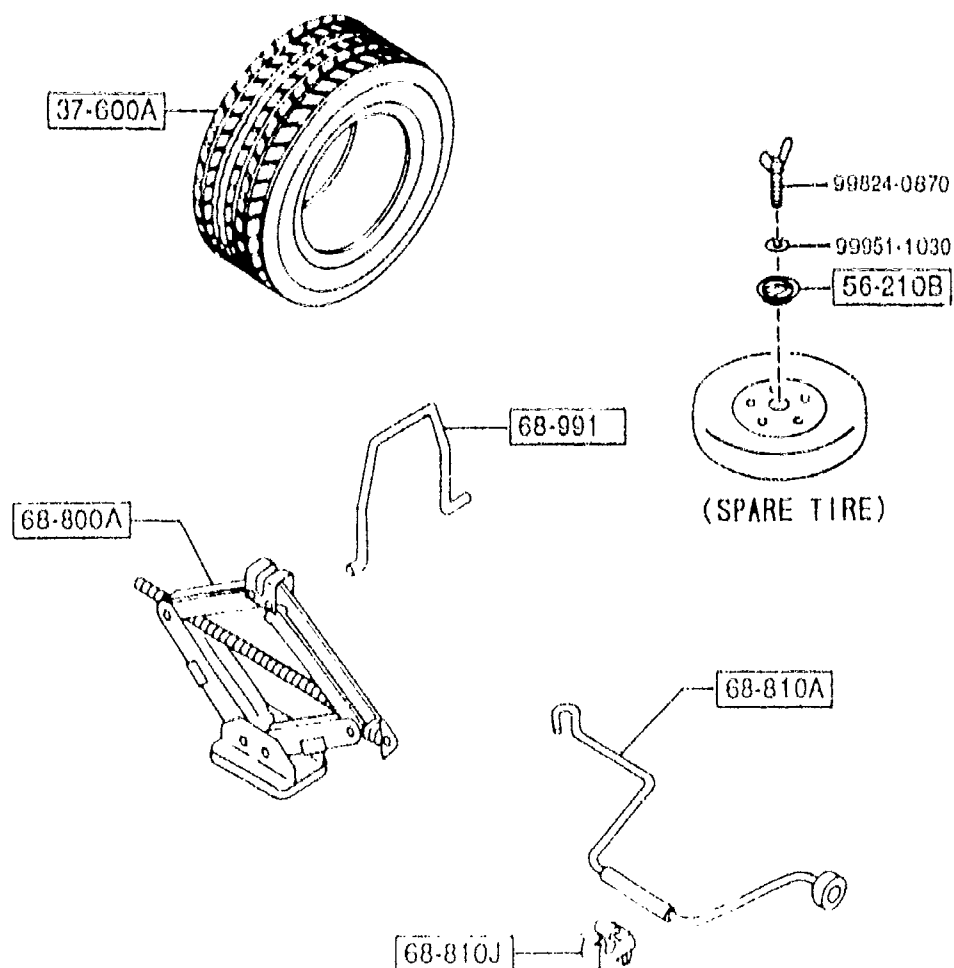
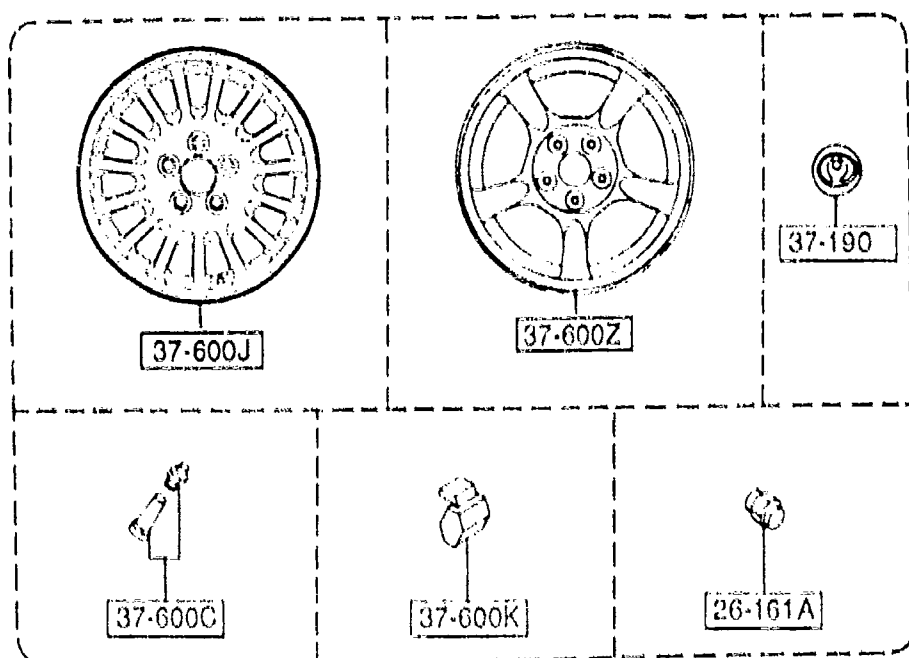
PART NO.	QTY	MODEL/RESTRICTION	MODEL/RESTRICTION	MODEL/RESTRICTION	FROM-TO
28-114A		BOLT			
FD01-28-114	2				
34-151		STABILIZER, FRONT			
FD01-34-151A	1				
34-155		PLATE, STABILIZER			
FD01-34-155	2				
34-156A		RUBBER, STAB -FRT			
FD01-34-156	2				
34-160A		BRACKET, STABILIZER			
FD01-34-160D	1 (FOR RIGHT)				
34-160B		BRACKET, STABILIZER			
FD01-34-180C	1 (FOR LEFT)				
34-17X		LINK(R), FRONT STABILIZER			
FD01-34-17X	1				
34-17Y		LINK(L), FRONT STABILIZER			
FD01-34-19X	1				
34-222		NUT			
8871-34-222	2				
34-318		BOLT, FLANGE-ST. KNUCKLE			
H380-34-318A	2				
34-610		RUBBER, MOUNTING			
FD01-34-610A	2				
34-800		MEMBER, CROSS			
FD01-34-800H	1				
39-037		NUT			
B001-39-037B	4				

5801-

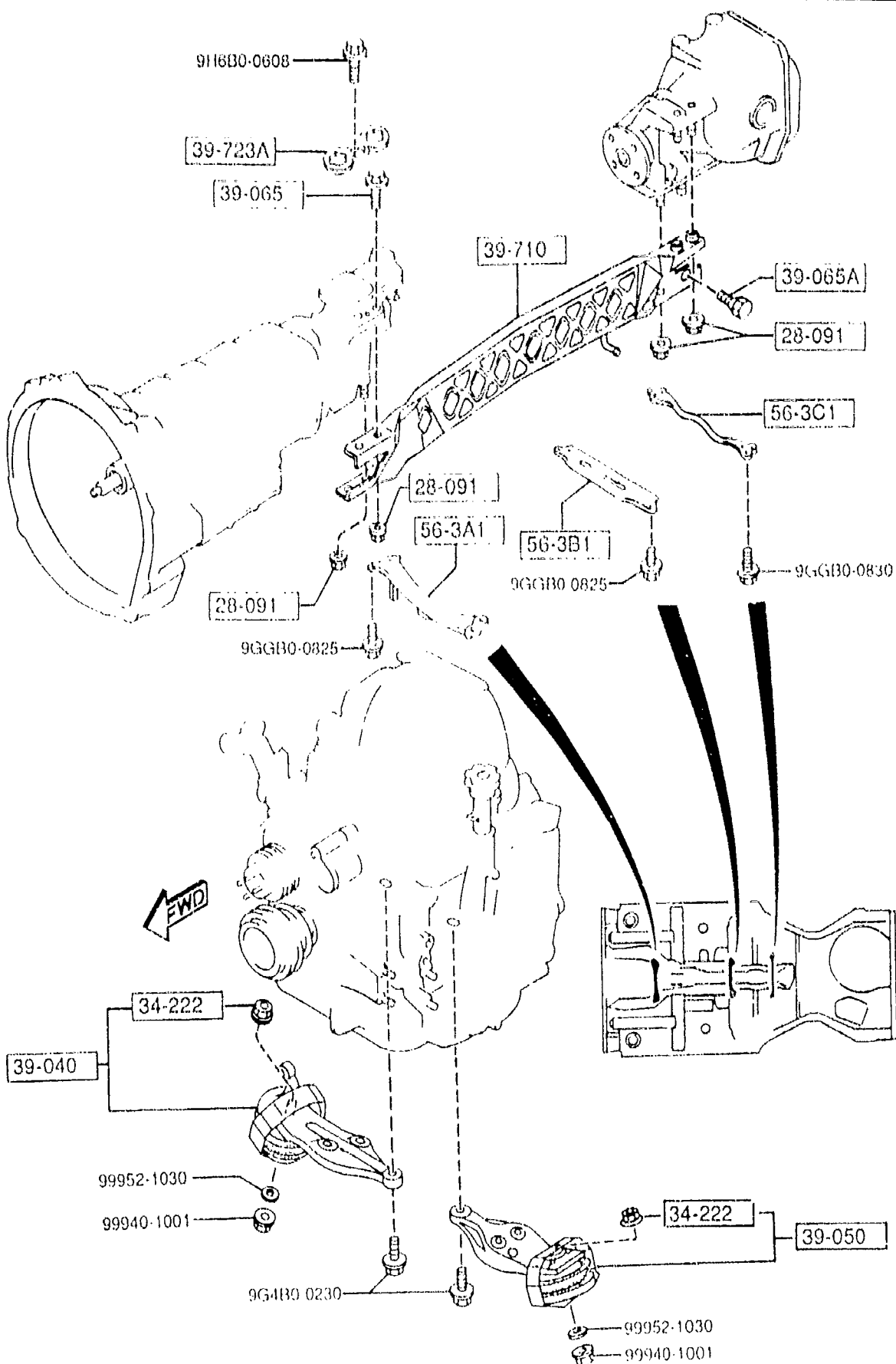
5801 FD333 -400230



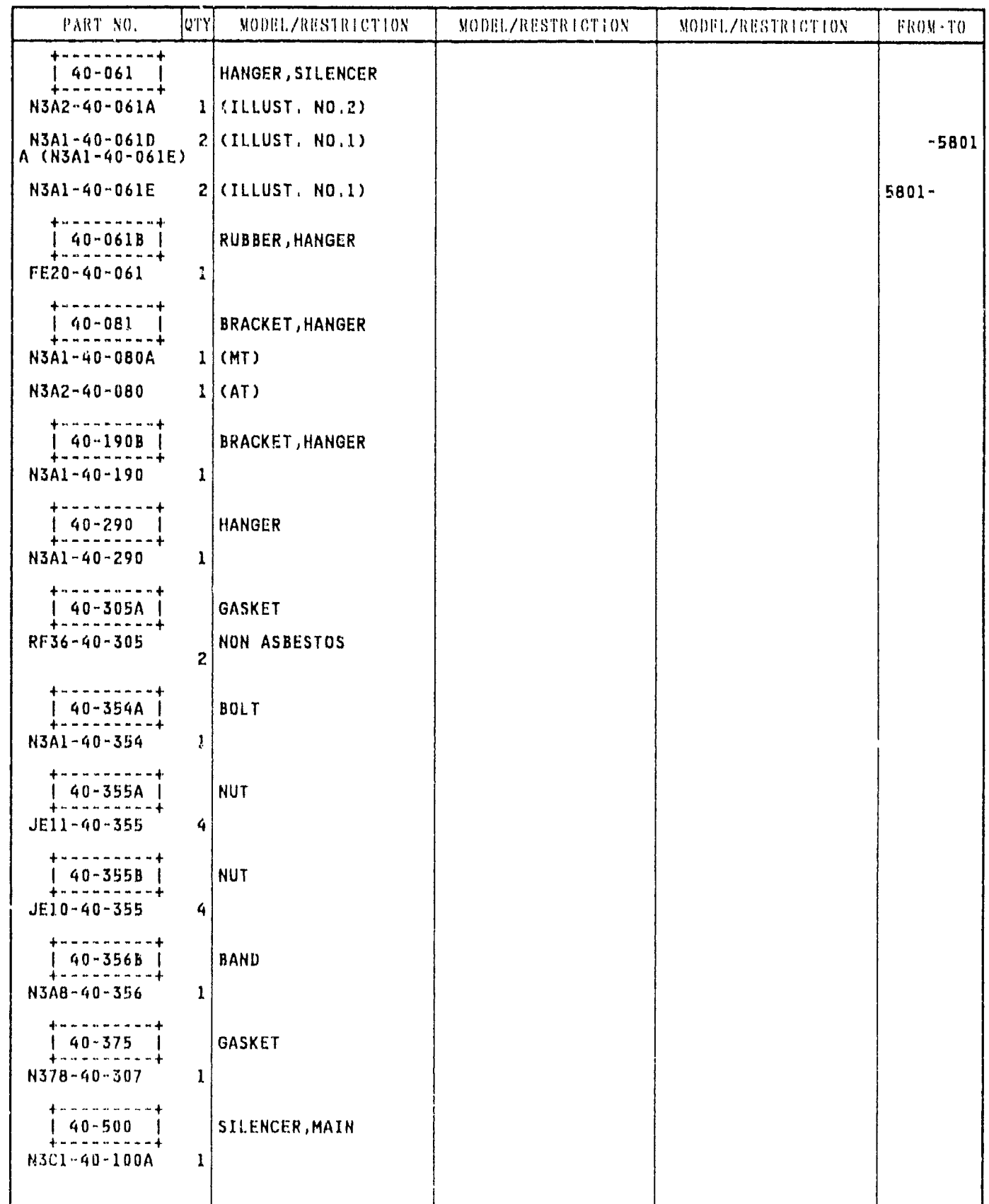
PART NO.	QTY	MODEL/RESTRICTION	MODEL/RESTRICTION	MODEL/RESTRICTION	FROM-TO
26-161A B002-37-160	20	NUT, HUB PLATED			
37-190 FD01-37-191B	4	CAP, CENTER			
37-600A 90620-17636	1	TIRE T135/70D16 BS			
90622-65726	4	225/50R16 (225/50VR16 GOOD YEAR)			
90623-25726	4	225/50R16 (225/50VR16 YOKOHAMA)			
90623-35726	4	225/50R16 (225/50VR16 DUNLOP)			
37-600C 99636-04130	4	VALVE, AIR TR413			
37-600J 99651-94060	1	WHEEL DISK-TEMPORARY 4TX16 P-114/0=40			
37-600K 99655-90005	4	WEIGHT, DISC WHEEL-ALUMI 5G FOR 1-PIECE WHL			
99655-90010	4	10G FOR 1-PIECE WHL			
99655-90015	4	15G FOR 1-PIECE WHL			
99655-90020	4	20G FOR 1-PIECE WHL			
99655-90025	4	25G FOR 1-PIECE WHL			
99655-90030	4	30G FOR 1-PIECE WHL			
99655-90035	4	35G FOR 1-PIECE WHL			
99655-90040	4	40G FOR 1-PIECE WHL			
99655-90045	4	45G FOR 1-PIECE WHL			



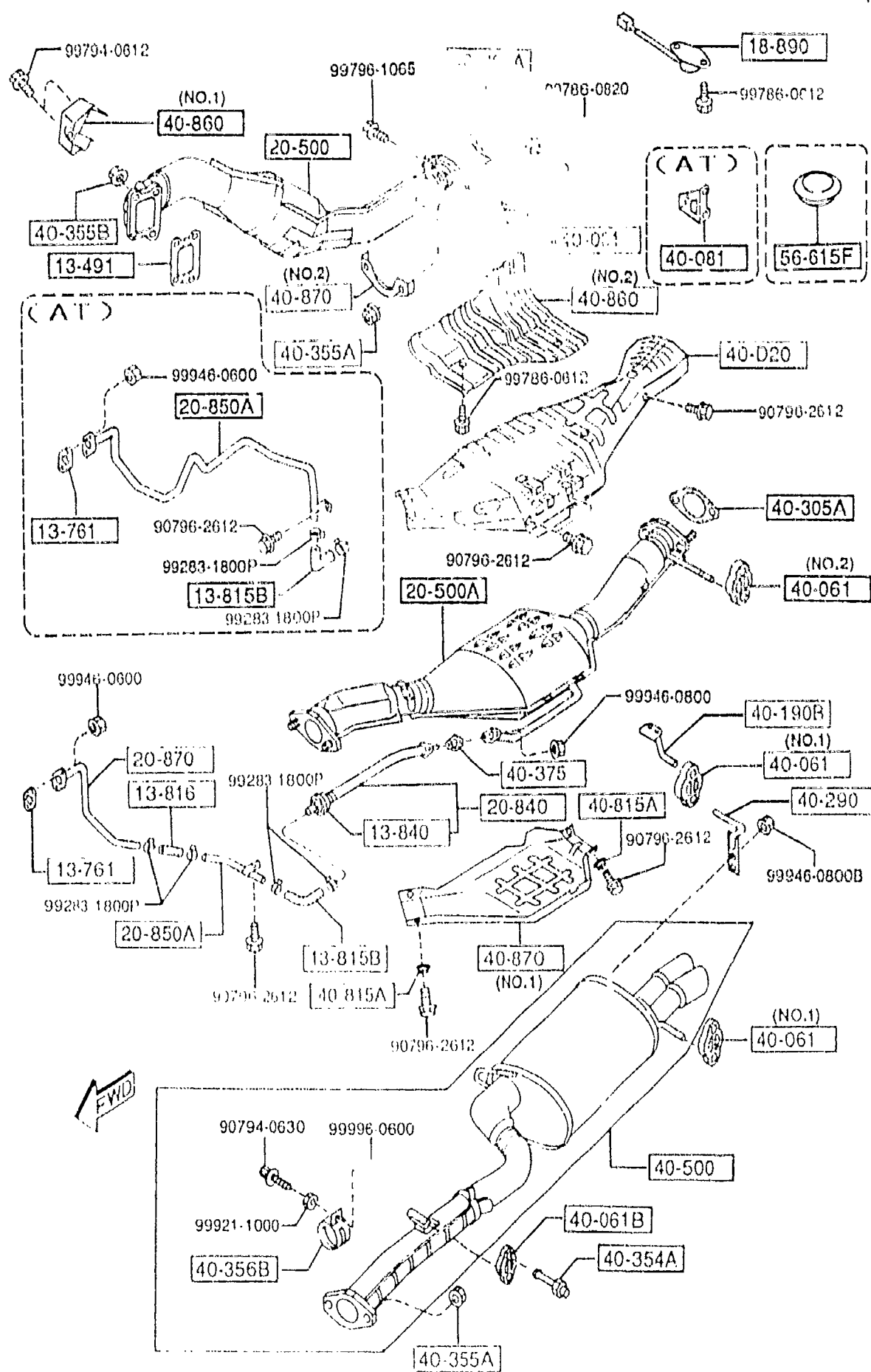
PART NO.	QTY	MODEL/RESTRICTION	MODEL/RESTRICTION	MODEL/RESTRICTION	FROM TO
CONT'D					
99655-90050	4	50G FOR 1-PIECE WHL			
99655-90055	4	55G FOR 1-PIECE WHL			
99655-90060	4	60G FOR 1-PIECE WHL			
37-600Z		WHEEL, DISC-ALUMI.			
99650-28060	4	8JJX16 P=114/O=50			
99650-58060	4	8JJX16 P=114/O=50			
56-210B		CLAMP, SPARE TIRE			
FD01-56-971	1				
68-800A		JACK			
FD01-37-790A	1				
68-810A		HANDLE, JACK			
FD01-37-810	1				
68-810J		HOLDER, JACK HANDLE			
FD01-56-171A	1				
68-991		WIRE			
FD01-56-172	1				



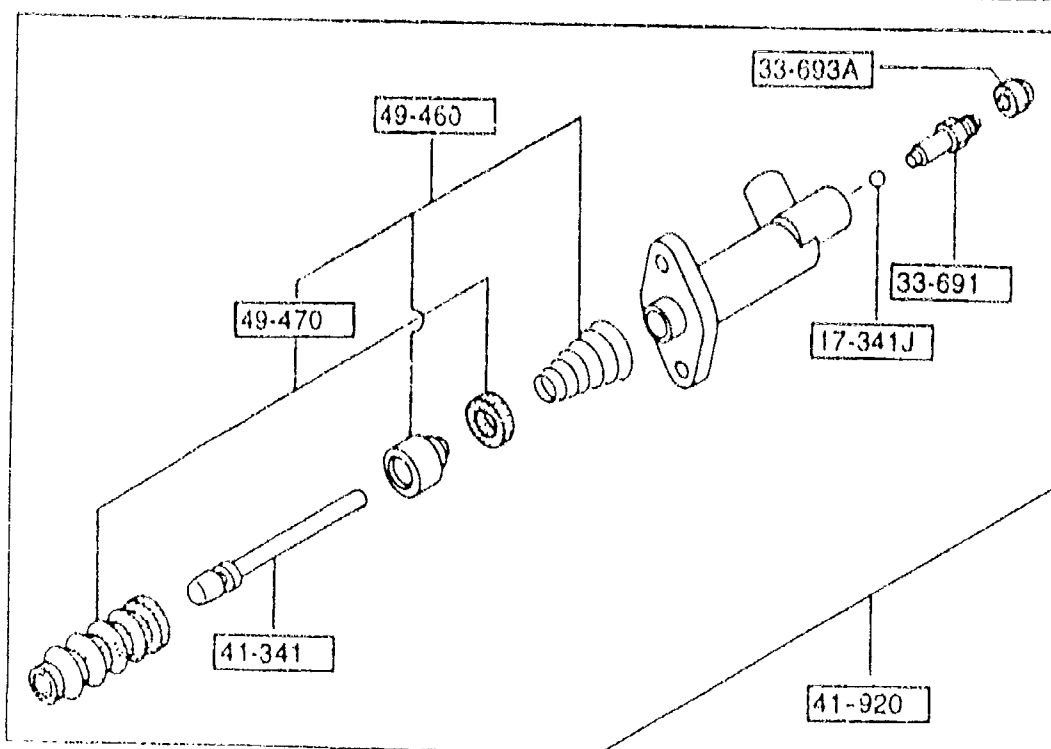
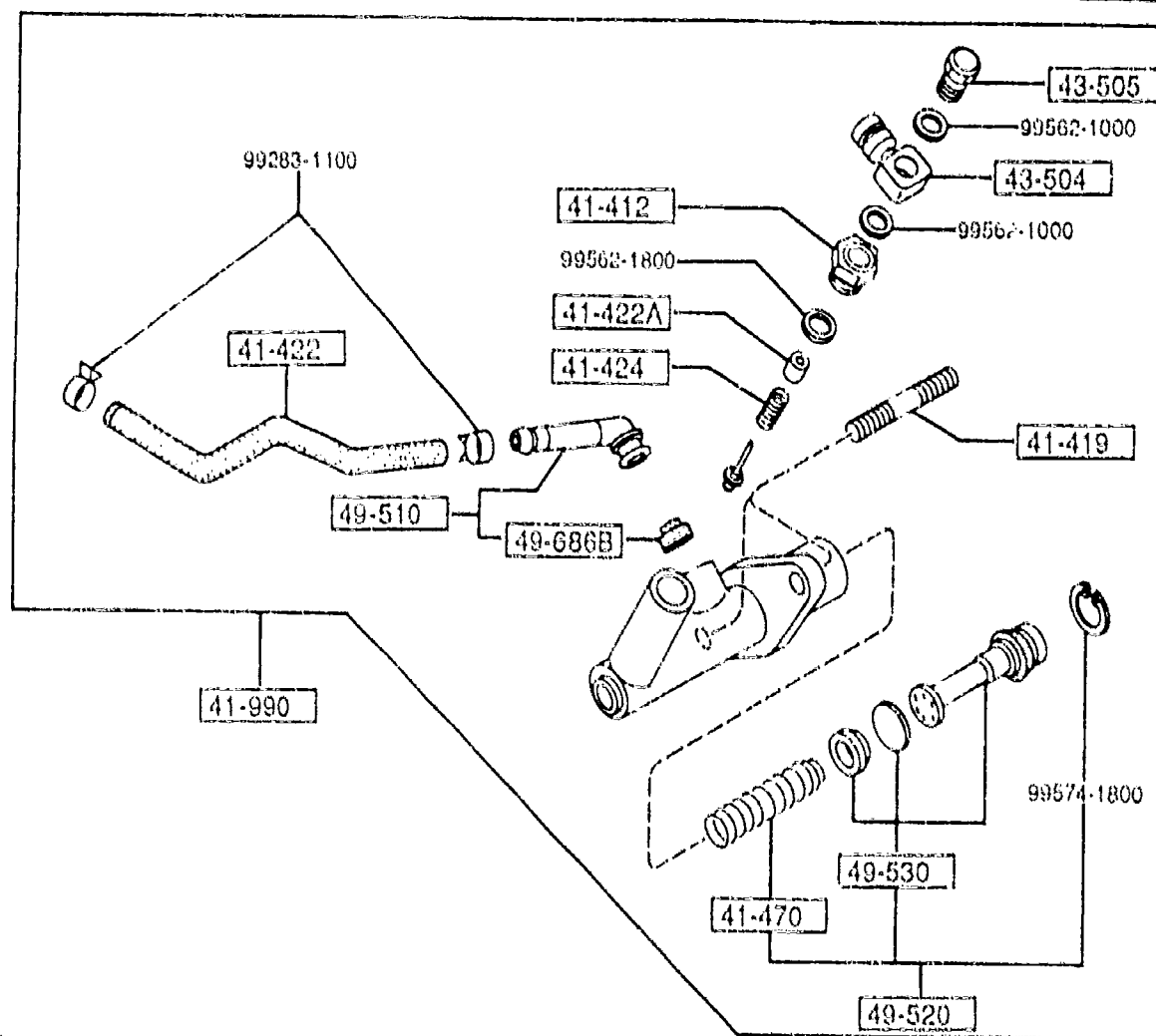
PART NO.	QTY	MODEL/RESTRICTION	MODEL/RESTRICTION	MODEL/RESTRICTION	FROM-TO
28-091		NUT			
FB01-28-091A	8				
34-222		NUT			
8871-34-222	2				
39-040		RUBBER(R),ENGINE MT.			-4A01
FD01-39-040C A (FD01-39-040D)	1				4A01-
FD01-39-040D	1				
39-050		RUBBER(L),ENGINE MT.			-5301
FD01-39-050A A (FD31-39-050)	1				5301-5C06
FD31-39-050 A (FD31-39-050A)	1				5C06-
*FD31-39-050A	1				
39-065		BOLT			
FD01-39-065	2				
39-065A		BOLT			
FD01-39-066	1				
39-710		FRAME,POWER PLANT			-5C03
FD01-39-710C A (FD01-39-710D)	1				5C03-
*FD01-39-710D	1				
39-723A		STOPPER			
FD01-39-723	1				
56-3A1		MEMBER 'A', TUNNEL			
FD01-56-3A1	1				
56-3B1		MEMBER 'B', TUNNEL			
FD01-56-3B1	1				
56-3C1		MEMBER 'C', TUNNEL			
FD01-56-3C1D	1				
4A01 FD333	-400014				
5301 FD333	-400027				
5C03 FD333	-400346				
5C06 FD333	-400368				



5801 FD333 -400230

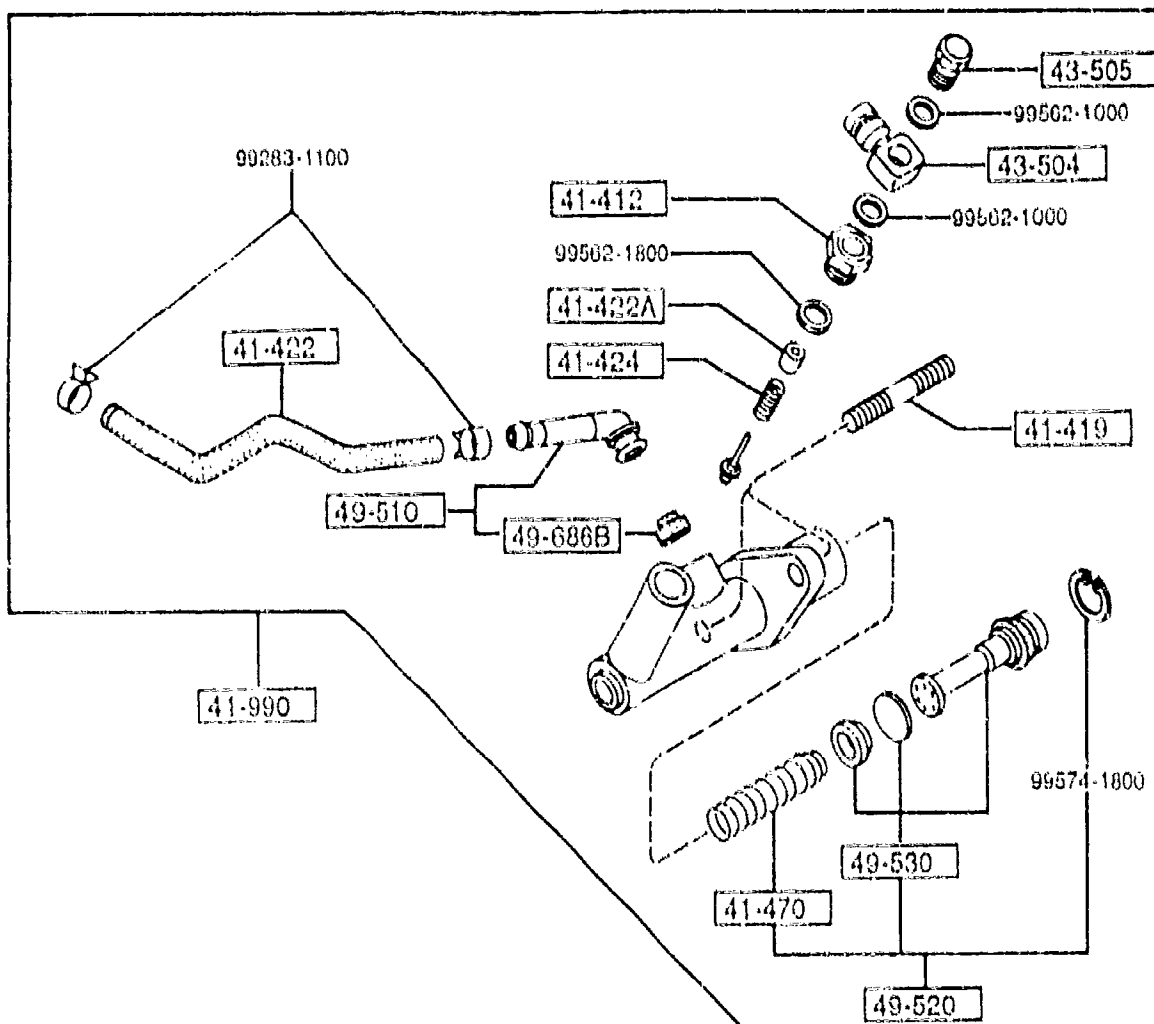


PART NO.	QTY	MODEL/RESTRICTION	MODEL/RESTRICTION	MODEL/RESTRICTION	FROM-TO
40-815A		WASHER			
8545-40-815	2				
40-860		PROTECTOR, CONVERTER			
N3C1-40-860	1	(ILLUST. NO.1)			
N3A1-40-865A	1	(ILLUST. NO.2)			
40-870		PROTECTOR			
N3A1-40-870B	1	(ILLUST. NO.1)			
N3A1-40-872	1	(ILLUST. NO.2)			
56-615F		PLUG, DRAIN			
0208-56-615	1				

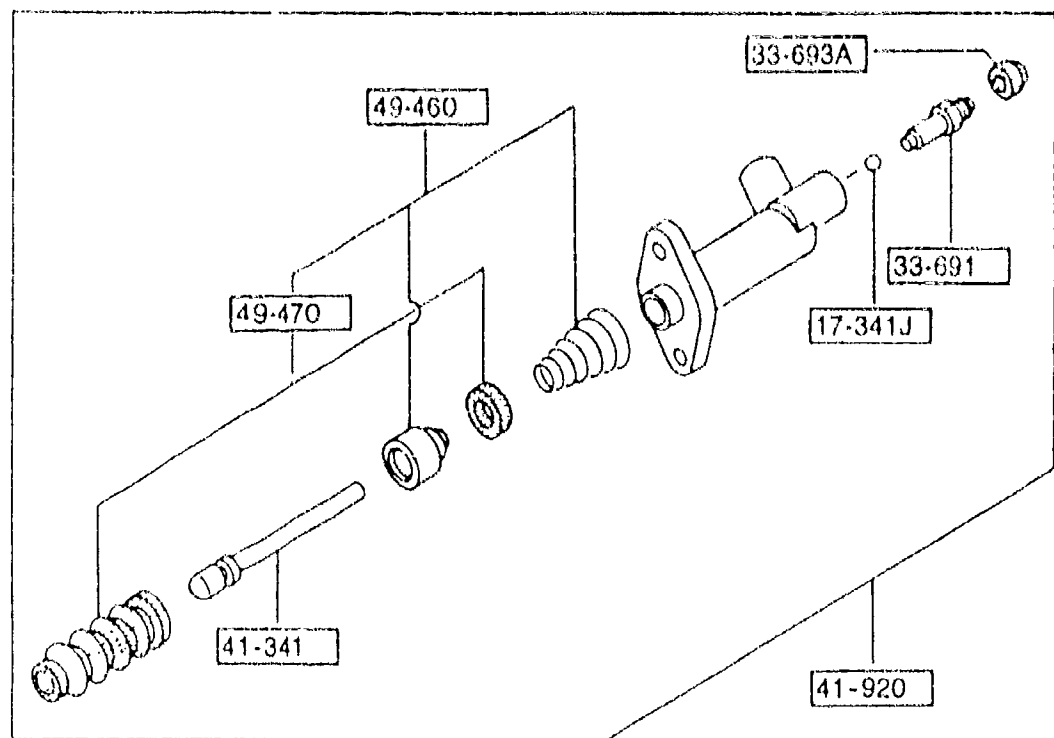


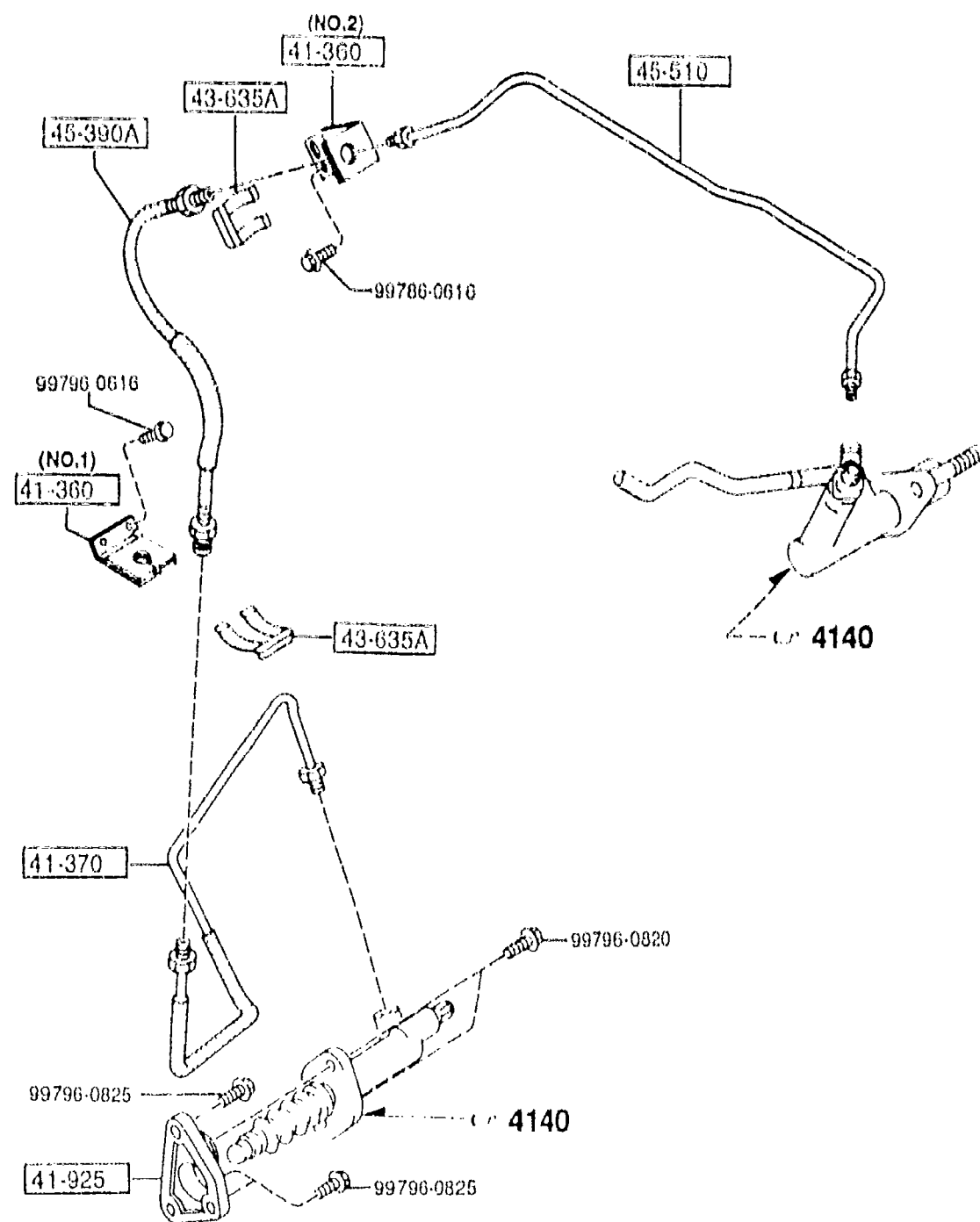
FWID

PART NO.	QTY	MODEL/RESTRICTION	MODEL/RESTRICTION	MODEL/RESTRICTION	FROM TO
17-341J		BALL,STEEL			
99611-1500	1				
33-691		SCREW,BLEEDER			
0259-33-691	1				
33-693A		CAP,BLEEDER SCREW			
0259-33-693	1				
41-341		ROD,PUSH			
H266-41-341	1				
41-412		BOLT,JOINT			
G091-41-412	1				
41-419		STUD,CLUTCH CYL.			
FD01-41-419	2				
41-422		HOSE,RESERVE			
F100-41-421	1				
41-422A		PISTON,O.W.VALVE			
0813-41-422D	1				
41-424		SPRING,O.W.VALVE			
H005-41-424	1				
41-470		SPRING			
B312-41-470	1				
41-920		CYL.,CLUTCH RELEASE			
FD01-41-920	1				
41-990		CYL.,CLUTCH MASTER			
F100-41-990B	1				
43-504		JOINT,PIPE			
W023-43-504	1				
43-505		BOLT,CONNECTOR			
W023-43-505	1				



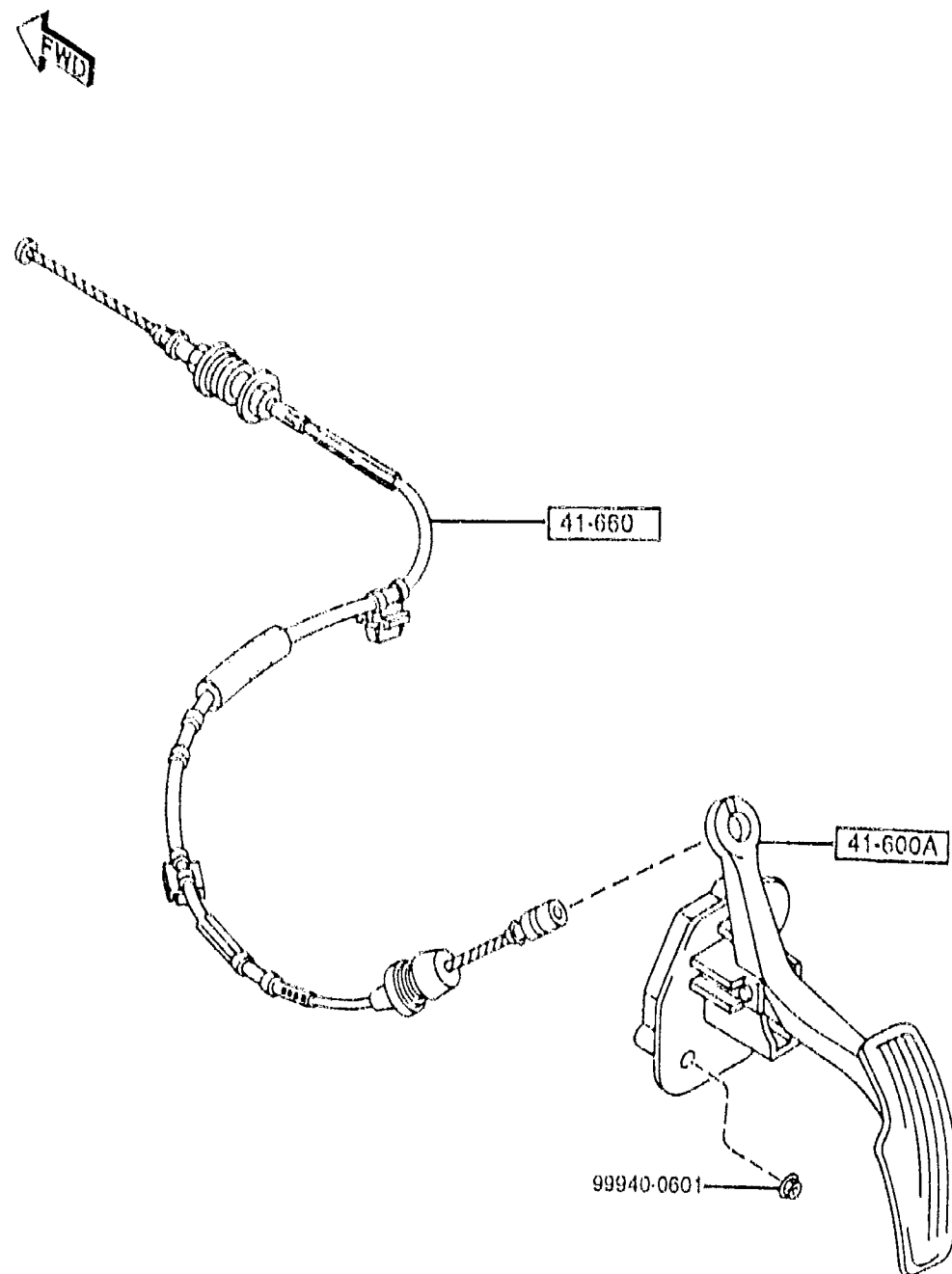
PART NO.	QTY	MODEL/RESTRICTION	MODEL/RESTRICTION	MODEL/RESTRICTION	FROM-TO
49-460		PARTS KIT, INNER			
FD01-49-460	1				
49-470		SEAL KIT			
FD01-49-470	1				
49-510		BUSH SET			
W001-49-510	1				
49-520		PARTS KIT, INN.-CLUTCH			
B312-41-52Z	1				
49-530		SEAL KIT			
B312-41-53Z	1				
49-686B		BUSH, ELBOW JOINT			
0839-49-686A	1				



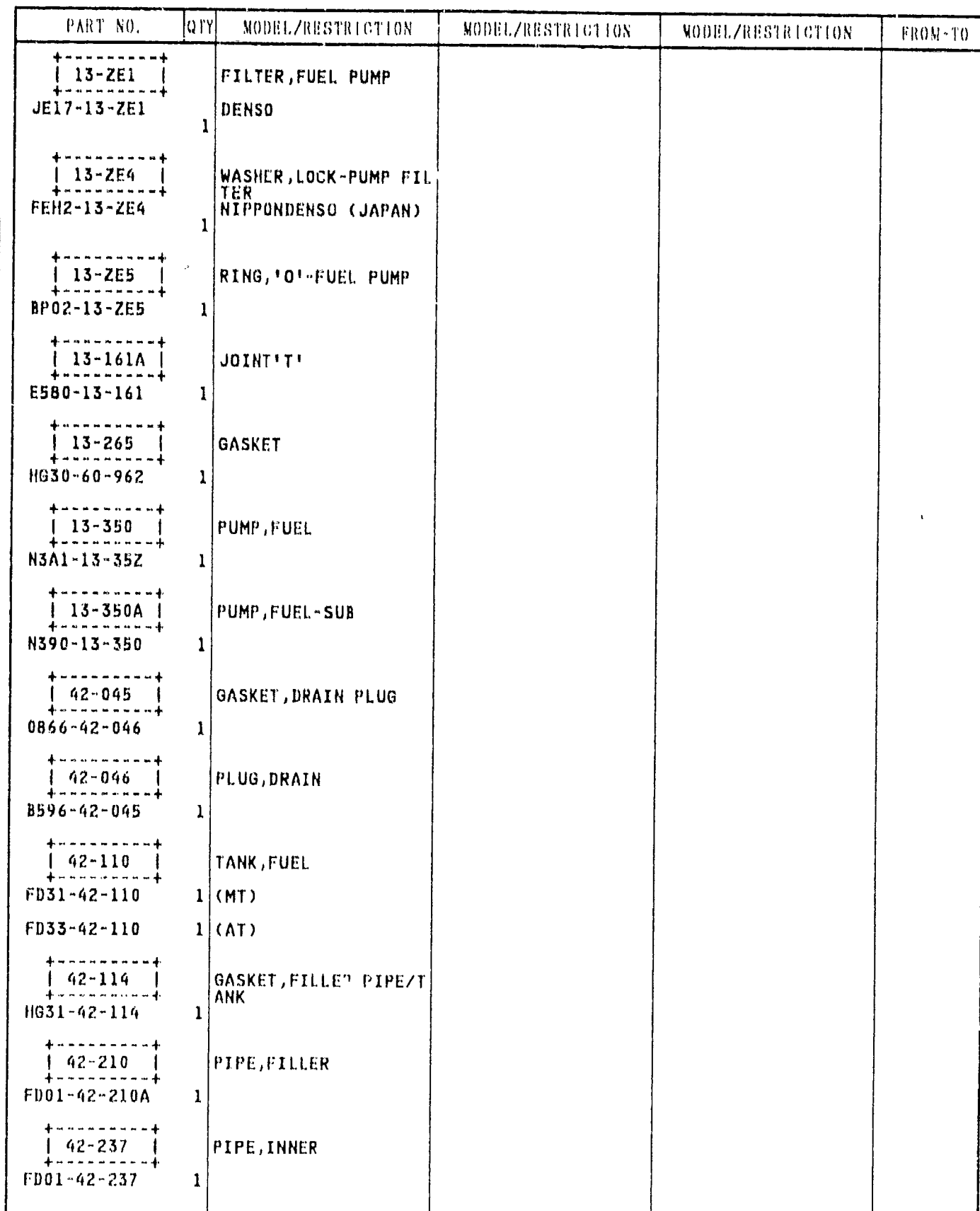


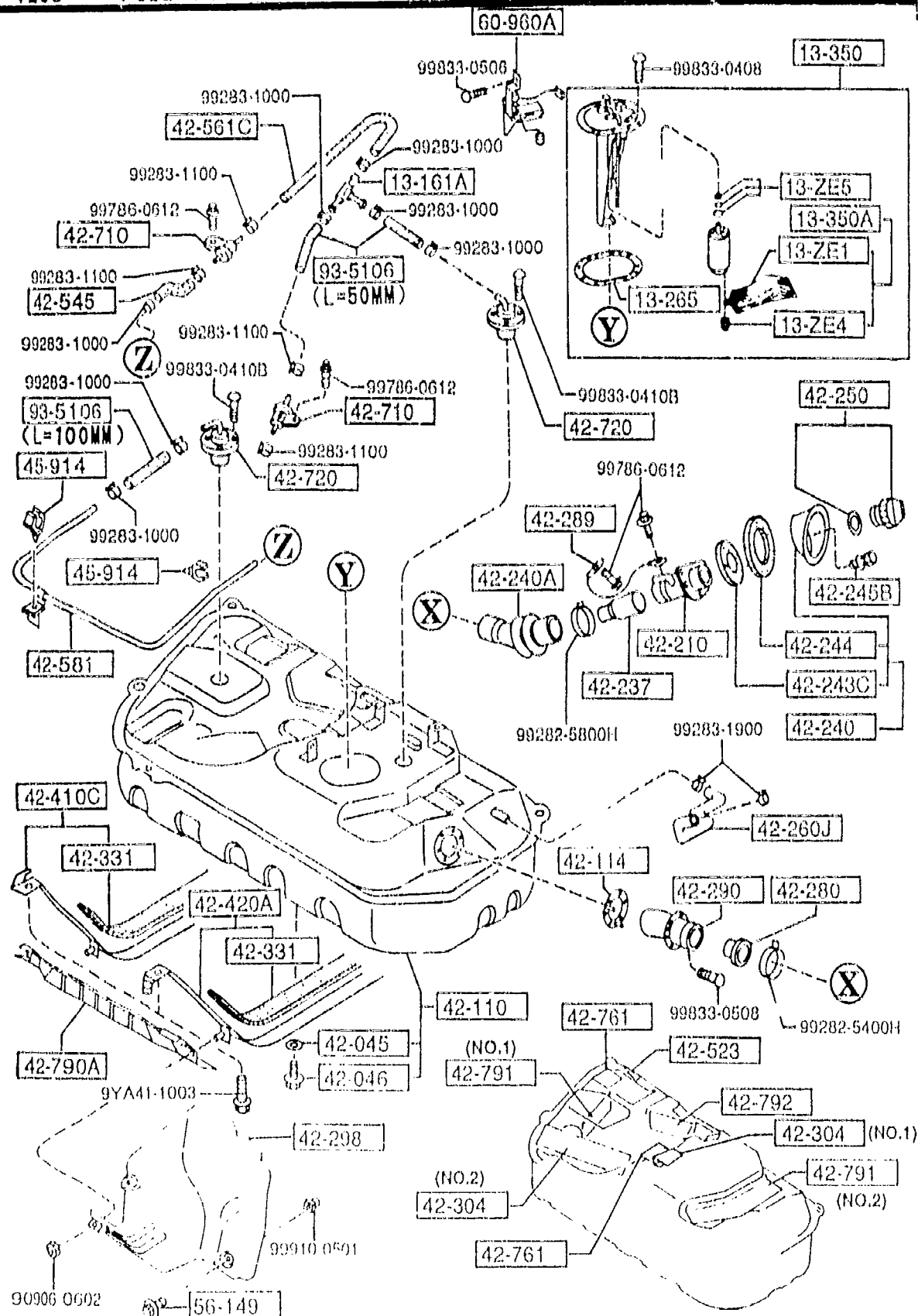
PART NO.	QTY	MODEL/RESTRICTION	MODEL/RESTRICTION	MODEL/RESTRICTION	FROM-TO
41-360		HOLDER, CLUTCH			
FD03-41-370	1	(ILLUST. NO.1)			
F100-41-370	1	(ILLUST. NO.2)			
41-370		PIPE, CLUTCH			
FD01-41-360A	1				
41-925		SUPPORT, CLUTCH RELEASE			
N315-16-921	1				
43-635A		CLIP, FLEXIBLE HOSE			
0136-43-635	2				
45-390A		HOSE, CLUTCH FLEXIBLE			
HE01-45-540	1				
45-510		PIPE, CLUTCH			
FD01-45-510D	1				



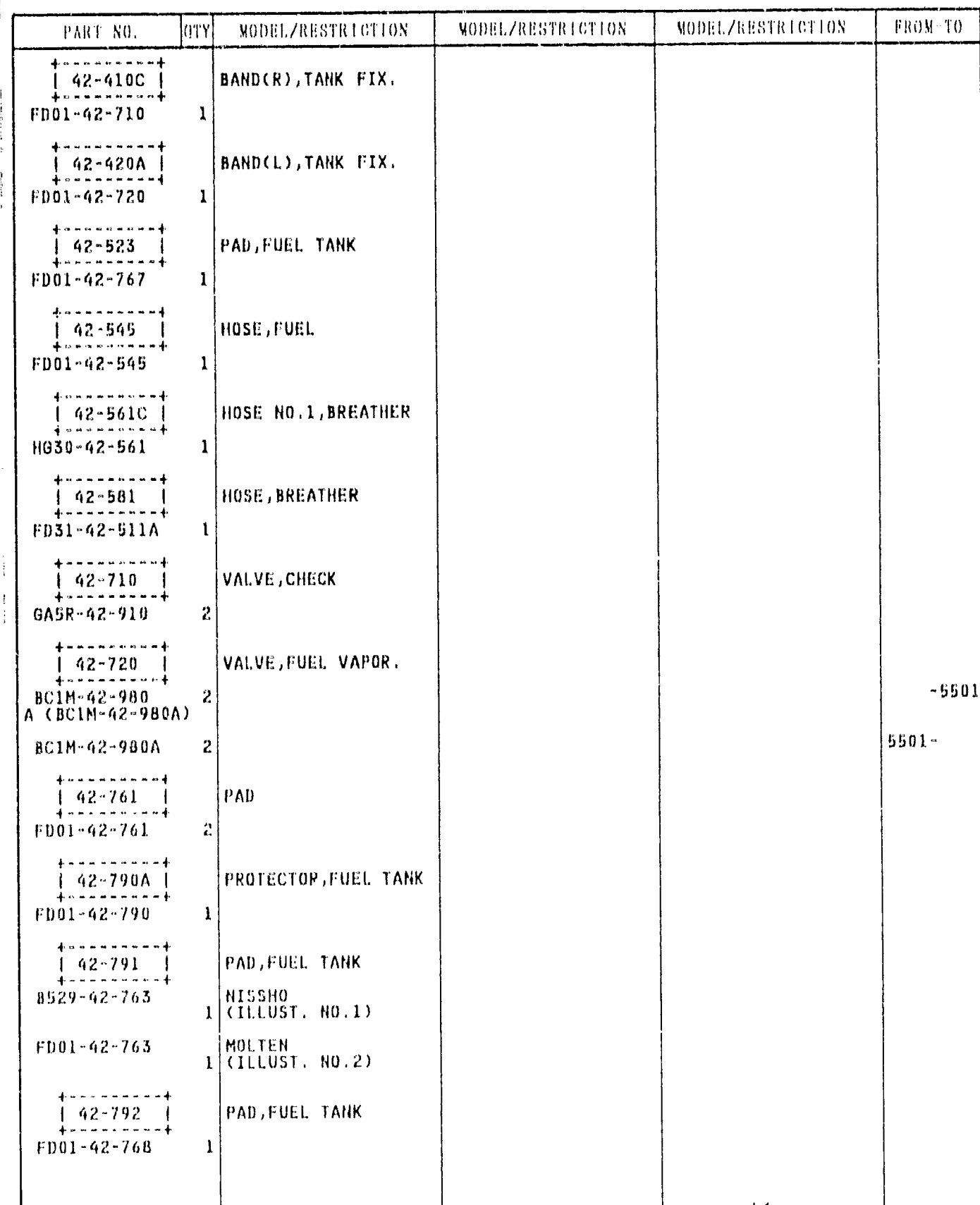


PART NO.	QTY	MODEL/RESTRICTION	MODEL/RESTRICTION	MODEL/RESTRICTION	FROM-TO
41-600A		PEDAL, ACCEL.			
FD01-41-600B	1				
41-660		CABLE, ACCEL.			
FD01-41-660B	1				

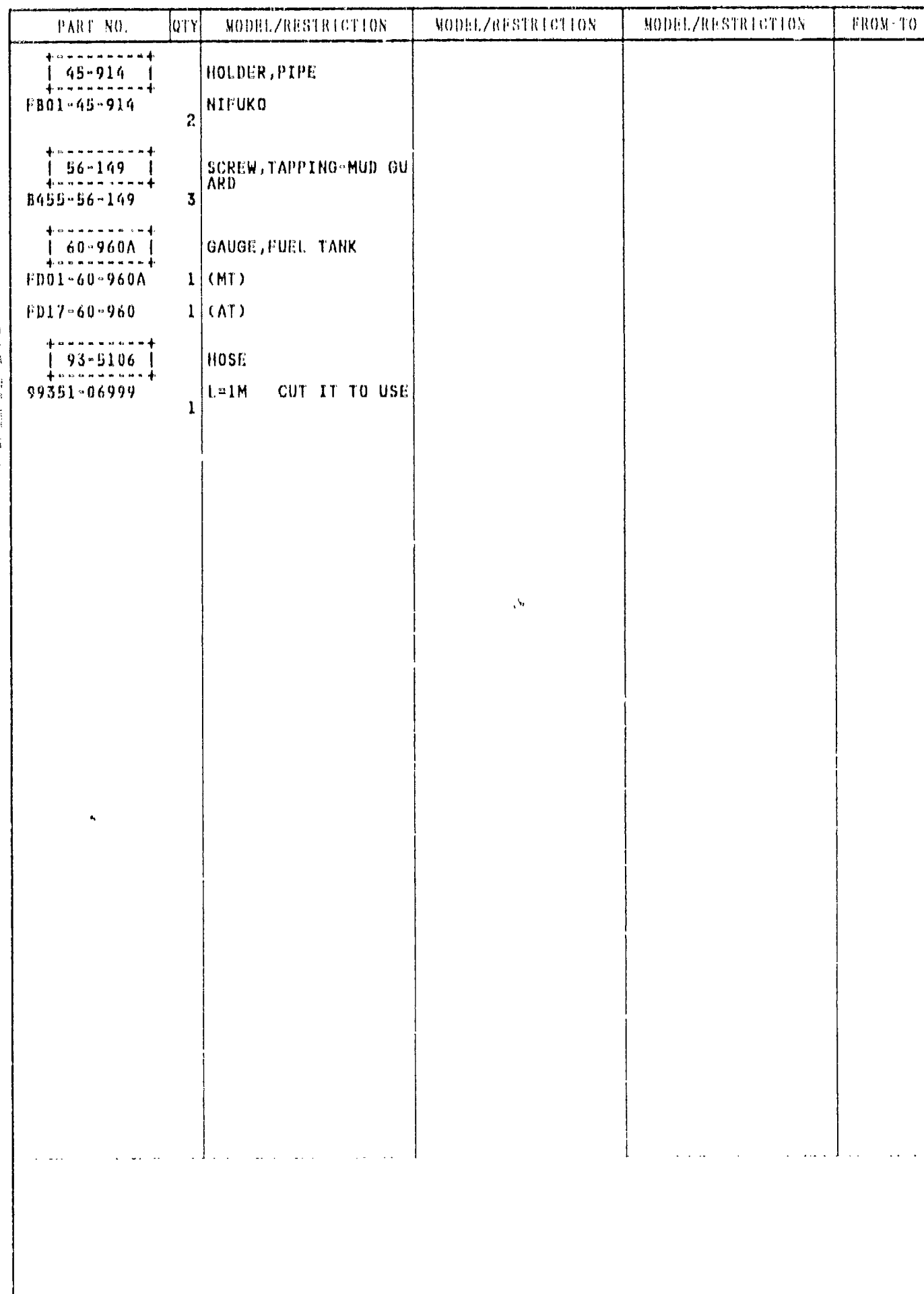


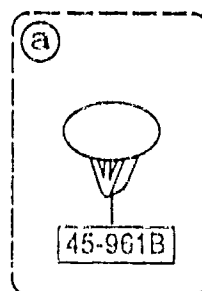
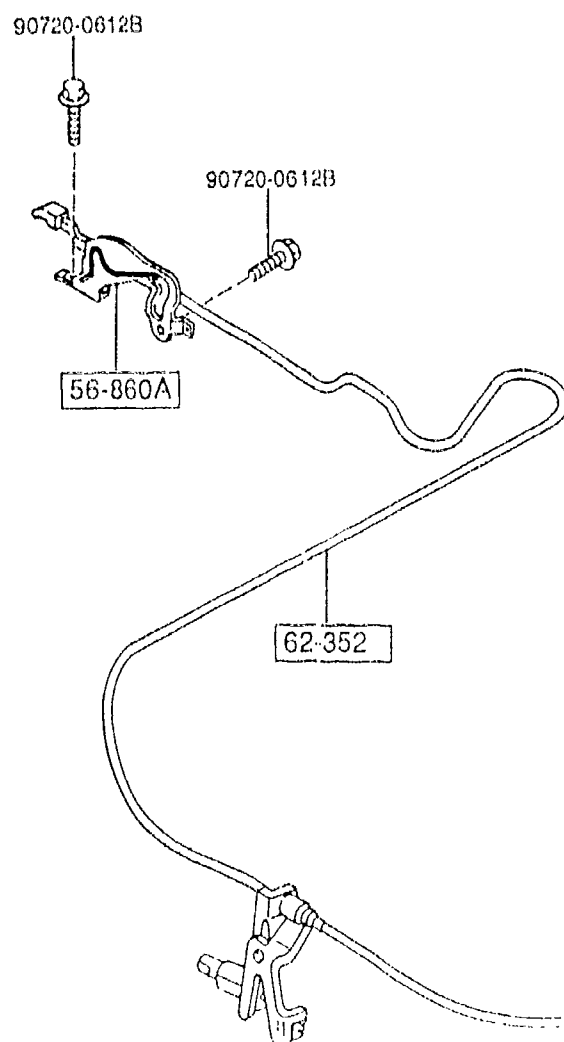
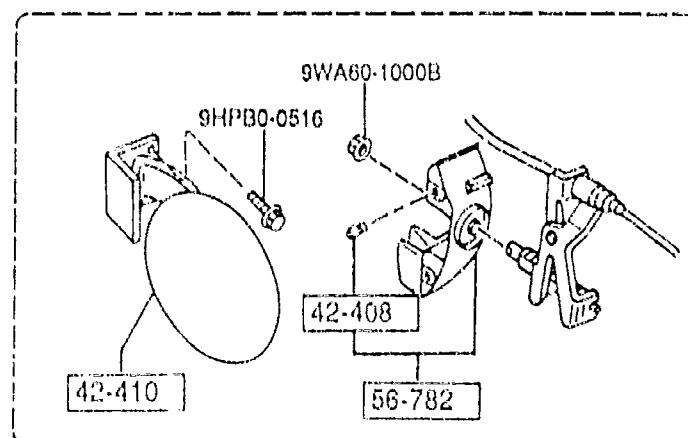
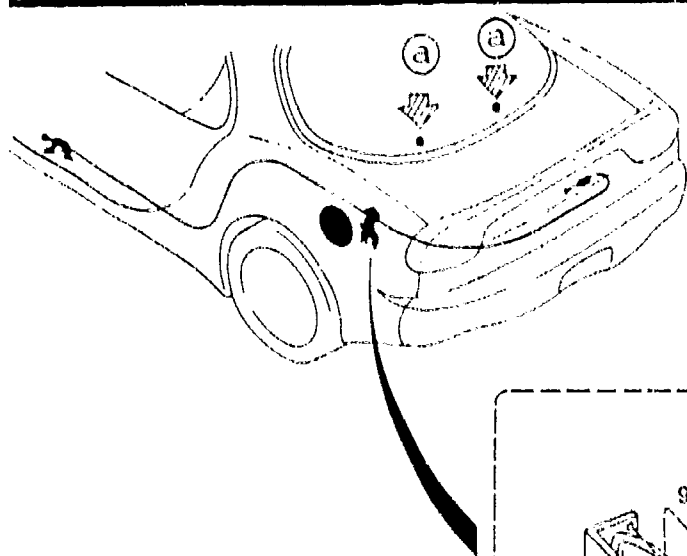


PART NO.	QTY	MODEL/RESTRICTION	MODEL/RESTRICTION	MODEL/RESTRICTION	FROM-TO
42-240		COVER, DUST			
FD01-42-24Z	1				
42-240A		HOSE, JOINT-FILLER PIPE			
FD01-42-231A	1				
42-243C		GASKET 'A', REINFORCEMENT			
GE60-42-243	1				
42-244		GASKET 'B', DUST COVER			
FD01-42-244	1				
42-245B		BOLT, DUST COVER			
H260-42-245A	2				
42-250		CAP, FILLER			
UE54-42-250	1				
42-260J		HOSE, BREATHER			
FD01-42-232	1				
42-280		VALVE, NON RETURN			
DO61-42-270	1				
42-289		WIRE, EARTH-FILLER PIPE			
FD01-42-289	1				
42-290		PIPE, FILLER NO.2			
FD17-42-11X	1				
42-298		PROTECTOR, FILLER HOSE			
FD01-42-298	1				
42-304		PAD, FUEL TANK			
B455-42-761	1	NISSHO (ILLUST. NO.1)			
FD01-42-762	1	RYODEN (ILLUST. NO.2)			
42-331		SHEET			
J001-42-715	2				



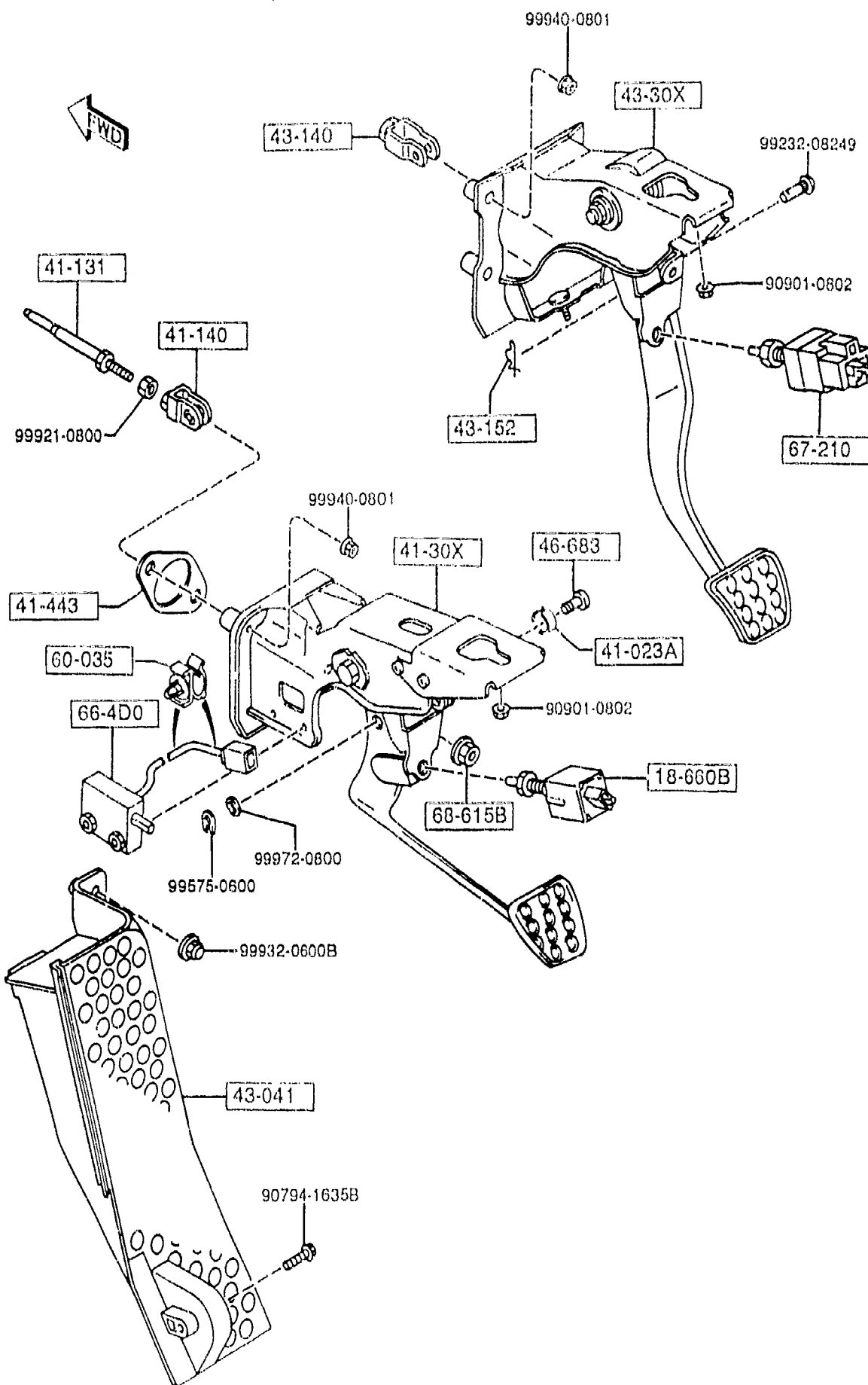
5501 FD333 -400229





PART NO.	QTY	MODEL/RESTRICTION	MODEL/RESTRICTION	MODEL/RESTRICTION	FROM-TO
42-408	2	STOPPER, FILLER LID			
0187-70-491					
42-410	1	LID, FUEL FILLER			
FD01-42-41X					
45-961B	2	CAP			
H002-45-961					
56-782	1	BRACKET, STOPPER			
FD01-56-83XC					
56-860A	1	LEVER, OPENER			
FD01-56-860C					
62-352	1	CABLE, OPENER			
FD01-56-870A					

4300 CLUTCH & BRAKE PEDALS (MANUAL TRANSMISSION)

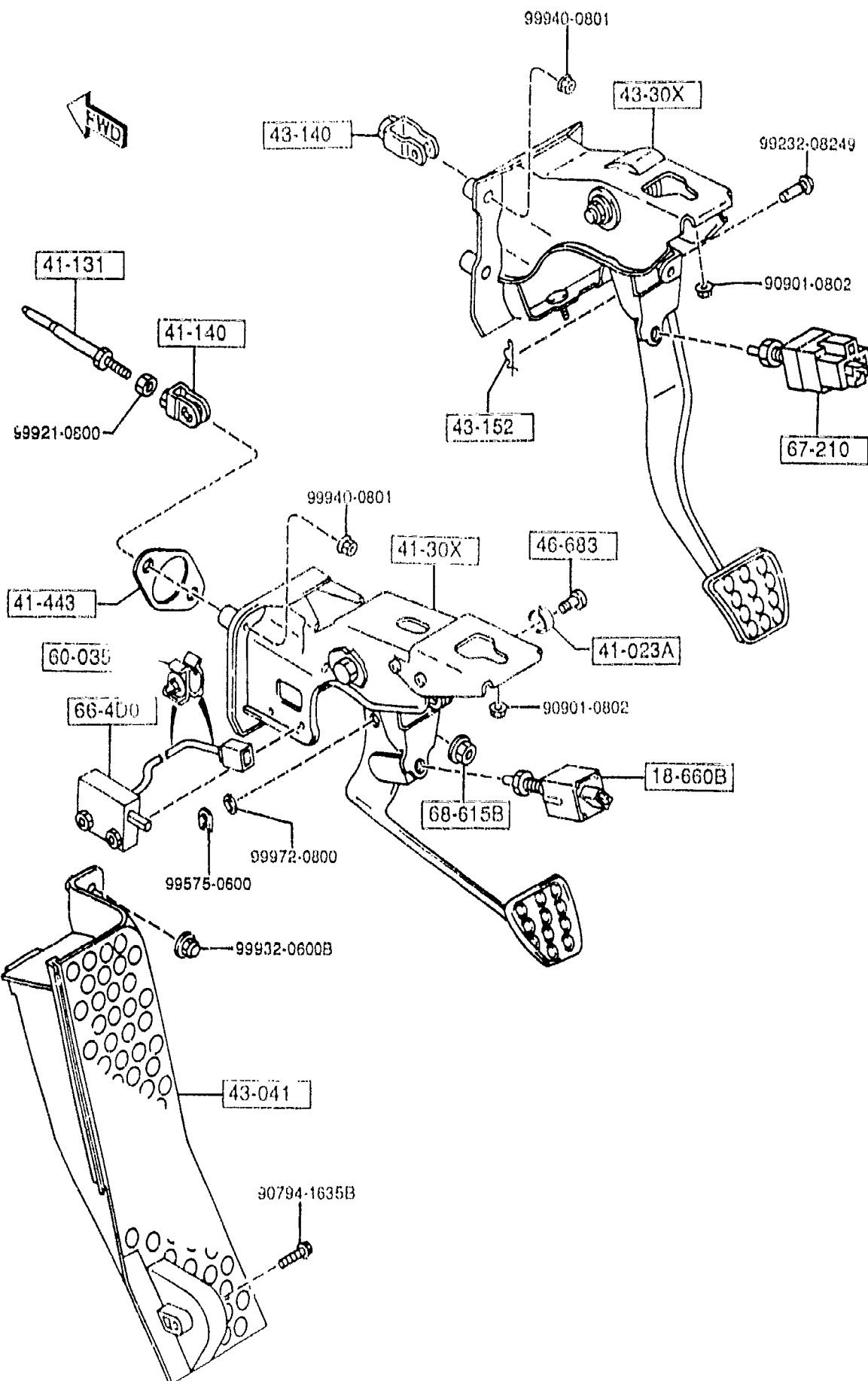


4300 -1 CLUTCH & BRAKE PEDALS (MANUAL TRANSMISSION)

PART NO.	QTY	MODEL/RESTRICTION	MODEL/RESTRICTION	MODEL/RESTRICTION	FROM-TO
18-660B	1	SWITCH,CLUTCH			
LA01-66-490A	1				
41-023A	1	BUSH			
0727-41-023	1				
41-131	1	ROD,PUSH			
0727-41-131	1				
41-140	1	FORK,CLUTCH			
0305-41-140	1				
41-30X	1	PEDAL,CLUTCH			
FD01-41-30XA	1				
41-443	1	GASKET			
H001-41-443	1				
43-041	1	REST,FOOT			
FD01-43-041	1				
43-140	1	FORK,BRAKE			
HE01-43-140	1				
43-152	1	PIN,SNAP			
D001-43-152	1				
43-30X	1	PEDAL,BRAKE			
FD01-43-30XA	1				
AN(FD01-43-30XB)	1				
FD01-43-30XB	1				
46-683	1	PIN			
0187-46-683	1				
60-035	2	CLIP,C.S.D. WIRE			
W201-60-035	2				
66-4D0	1	SWITCH,CLUTCH CUT			
HF05-66-4D0	1				

4B14 FD333 -400022

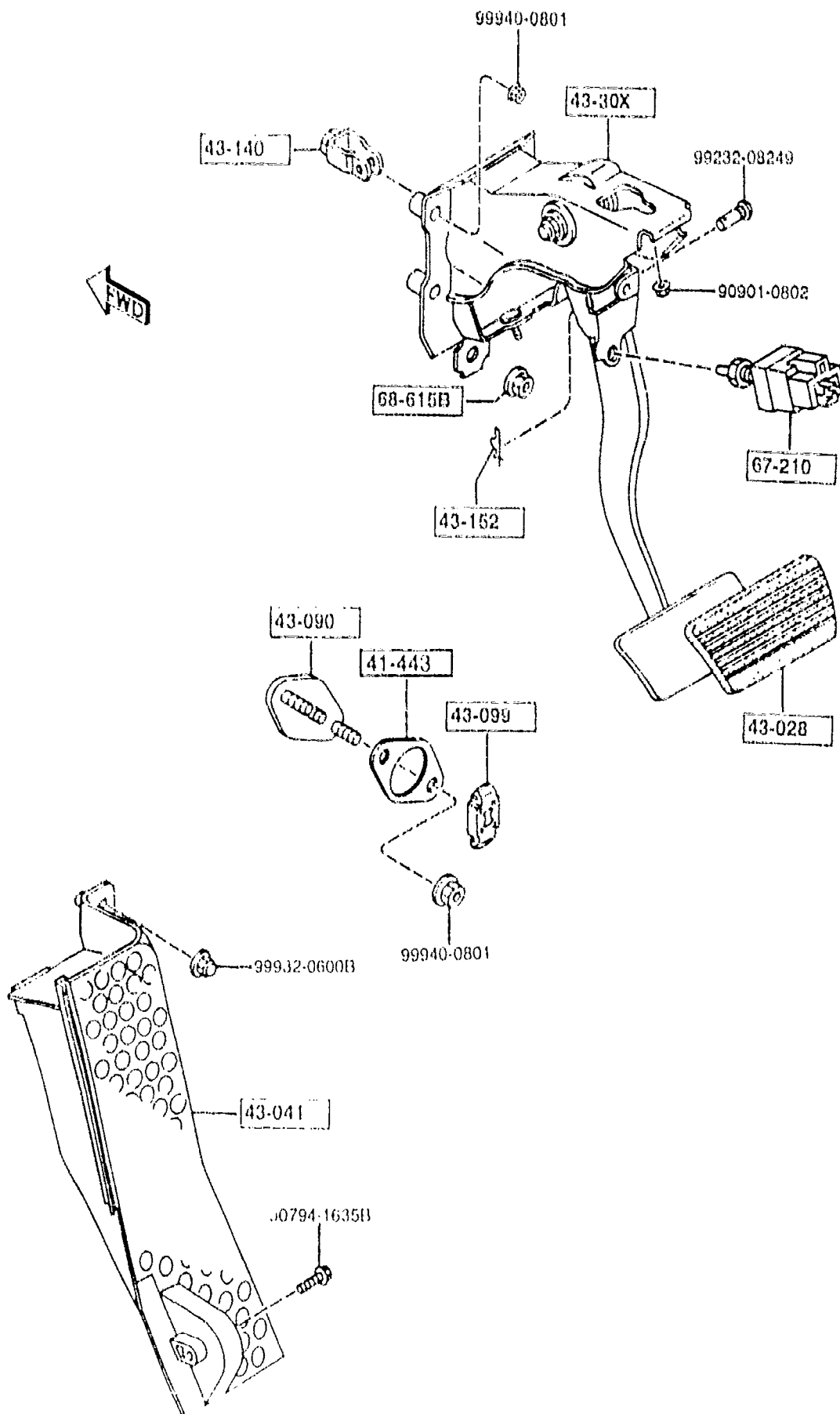
4300 CLUTCH & BRAKE PEDALS (MANUAL TRANSMISSION)



4300 -2* CLUTCH & BRAKE PEDALS (MANUAL TRANSMISSION)

PART NO.	QTY	MODEL/RESTRICTION	MODEL/RESTRICTION	MODEL/RESTRICTION	FROM-TO
67-210 1R70-66-490A	1	SWITCH, STOP-LAMP			
68-615B B100-68-615	1	NUT, FLANGE-CAP			

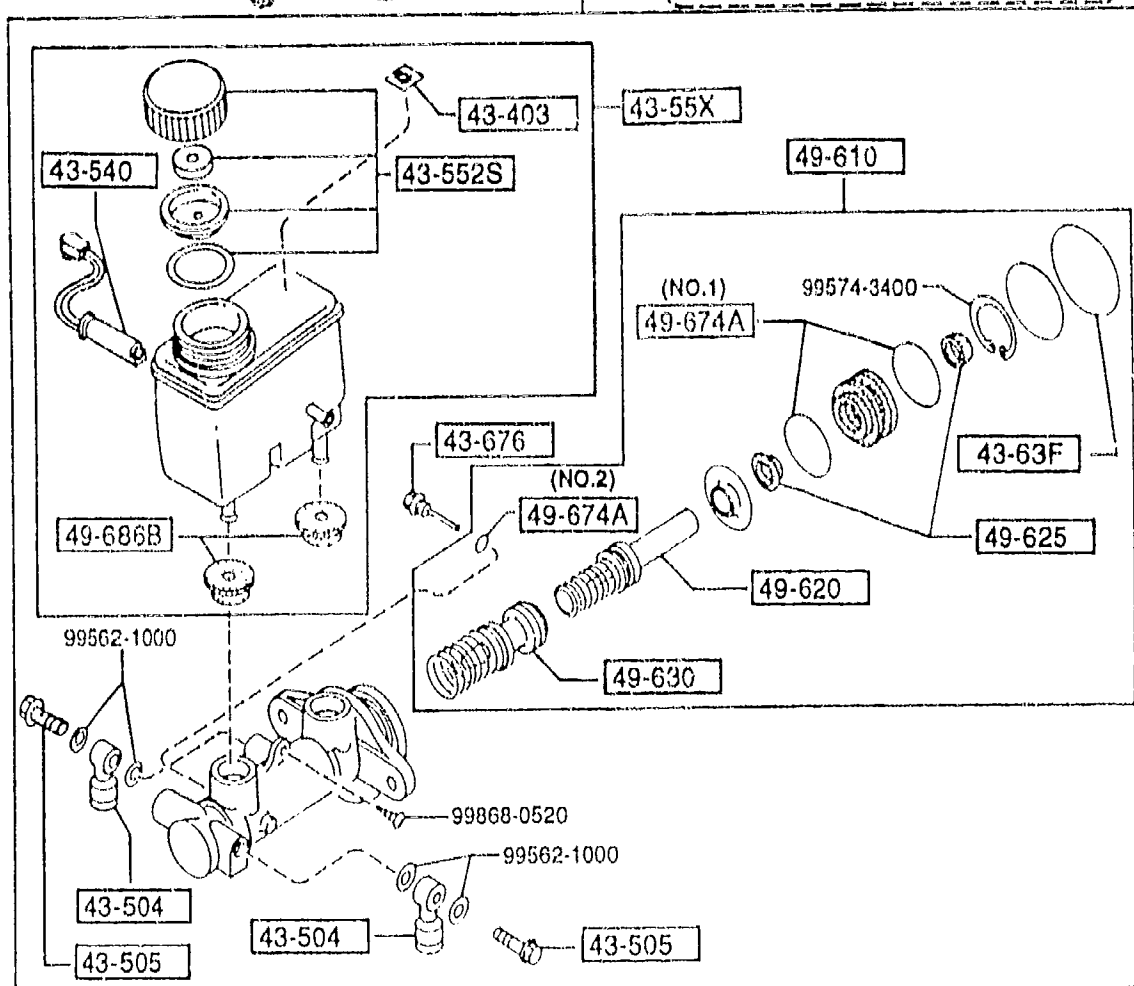
4300A BRAKE PEDALS (AUTOMATIC TRANSMISSION)



4300A -1 * BRAKE PEDALS (AUTOMATIC TRANSMISSION)

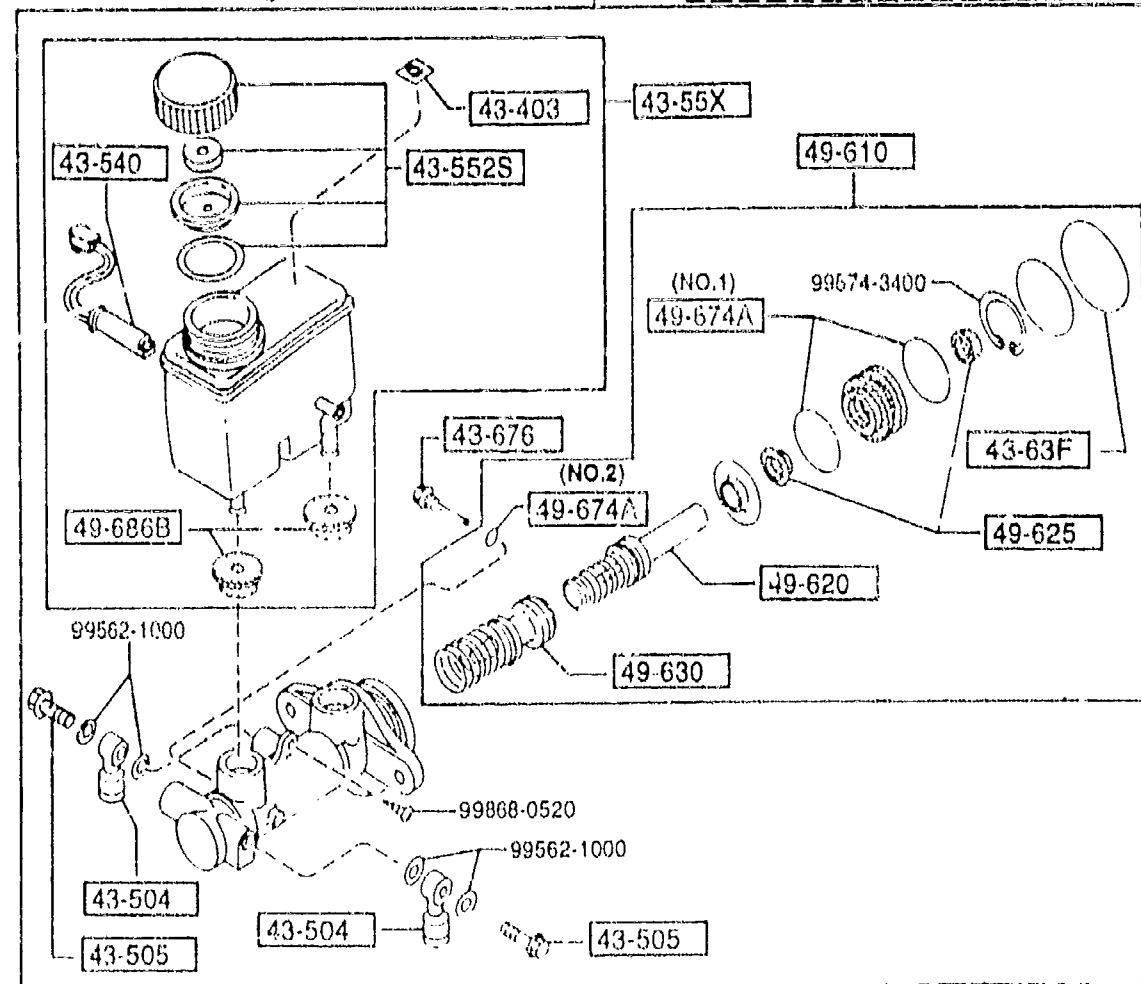
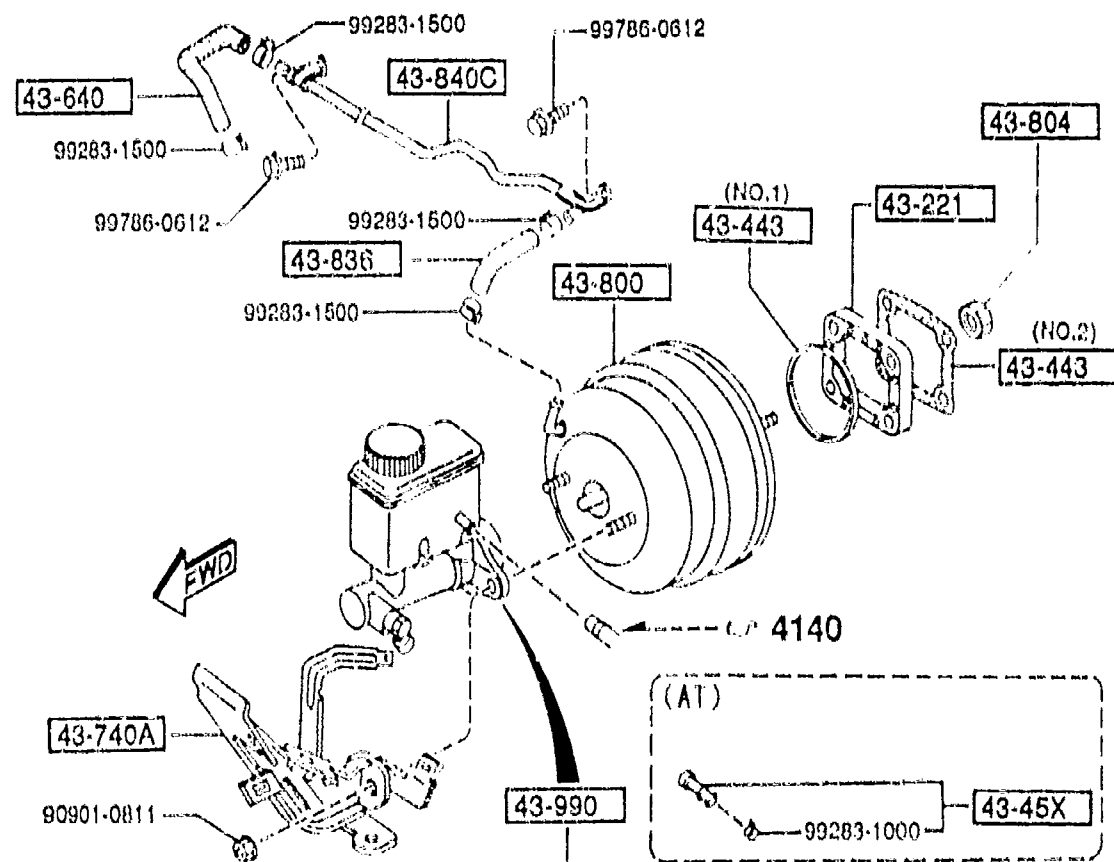
PART NO.	QTY	MODEL/RESTRICTION	MODEL/RESTRICTION	MODEL/RESTRICTION	FROM-TO
41-443		GASKET			
H001-41-443	1				
43-028		PAD, PEDAL			
H261-43-028	1				
43-041		REST, FOOT			
FD01-43-041	1				
43-090		PLATE			
HF23-43-090A	1				
43-099		HOLDER, PLATE			
HF23-43-099	1				
43-140		FORK, BRAKE			
HE01-43-140	1				
43-152		PIN, SNAP			
D001-43-152	1				
43-30X		PEDAL, BRAKE			
FD02-43-30XA AN(FD02-43-30XB)	1				-4B07
FD02-43-30XB	1				4B07-
67-210		SWITCH, STOP-LAMP			
BR70-66-490A	1				
68-615B		NUT, FLANGE-CAP			
B100-68-615	1				
4B07 FD333 -400022					

4340 -1 BRAKE MASTER CYLINDER & POWER BRAKE



CAT. AUFA06-04

4340 BRAKE MASTER CYLINDER & POWER BRAKE



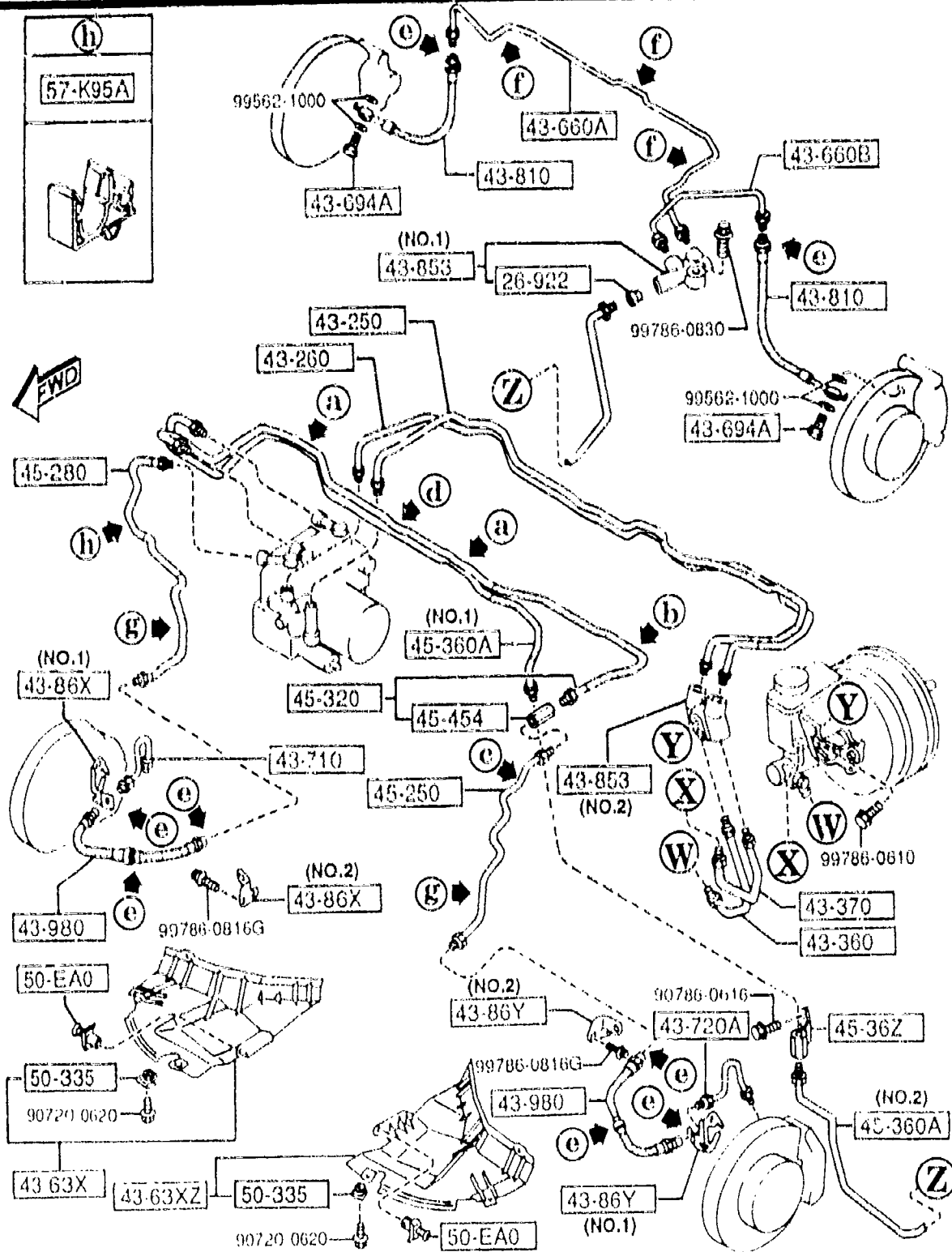
4340 -2 * BRAKE MASTER CYLINDER & POWER BRAKE

PART NO.	QTY	MODEL/RESTRICTION	MODEL/RESTRICTION	MODEL/RESTRICTION	FROM-TO
43-800		VACUUM POWER ASSIST			
FD04-43-800B	1				
43-804		NUT			
B01C-43-954	1				
43-836		HOSE, VACUUM			
FD01-43-836B	1				
43-840C		PIPE, VACUUM			
FD01-43-840B	1				
43-990		CYL., TANDEM MASTER			
FD04-43-40Z	1				
49-610		PARTS KIT, INN.-BRAKE			
B6Y4-43-41Z	1				
AN(B6Y4-43-41ZA)	1				
*B6Y4-43-41ZA	1				
49-620		PISTON, PRIMARY			
B533-43-62Z	1				
49-625		CUP, SECONDARY			
NA23-43-625	2				
49-630		PISTON, FLOATING			
B604-43-63Z	1				
49-674A		RING, 'O'-MASTER CYL.			
NA23-43-515	2	SHINEI KOGYO (ILLUST. NO.1)			
99541-00603	1	NOK (ILLUST. NO.2)			
49-686B		BUSH, ELBOW JOINT			
F100-49-686	2				

5901 FD333 -400232

-5901

5901-

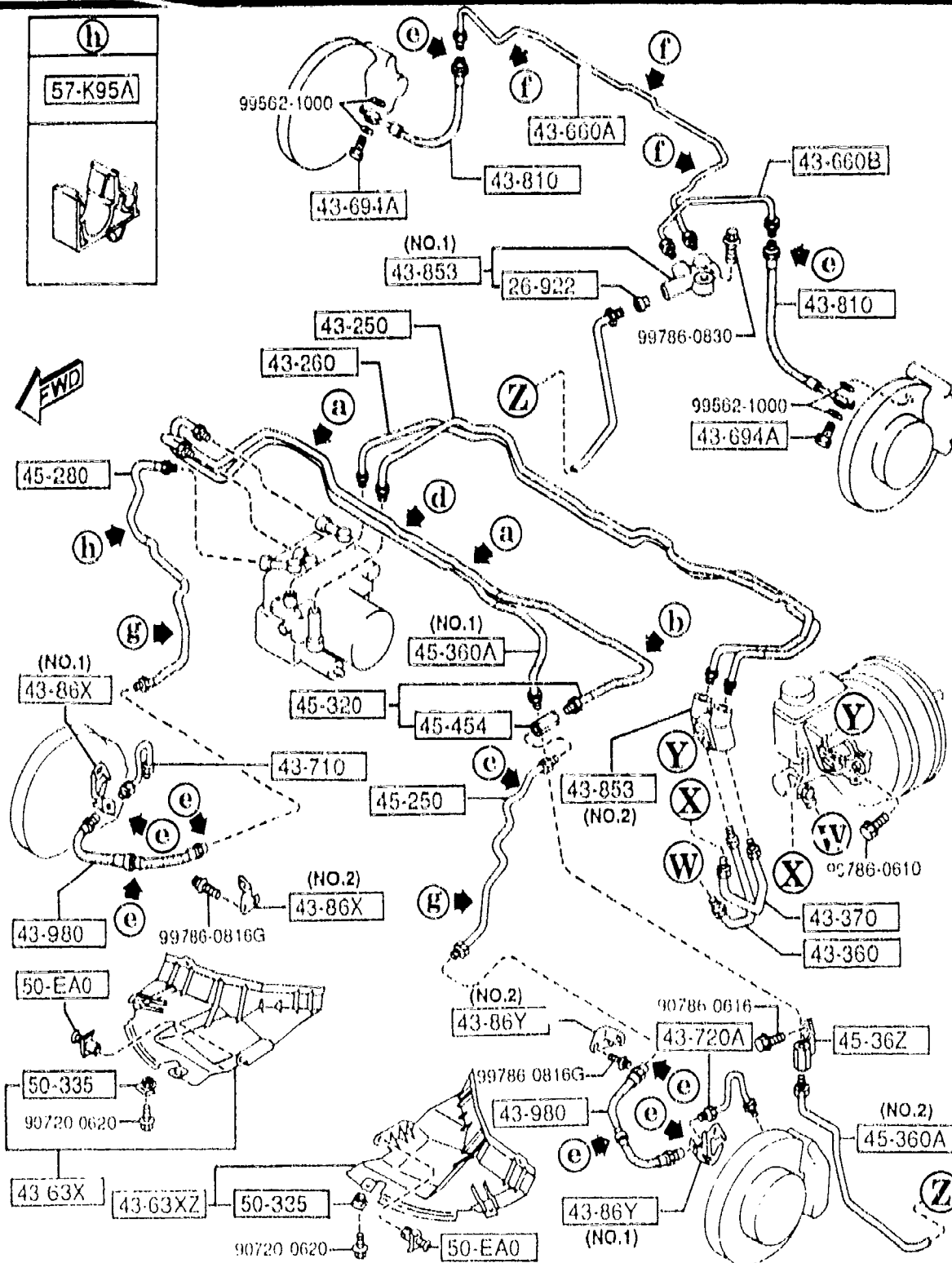


a	b	c	d	e	f	g
45-920	45-921A	45-903G	45-964	43-635	45-919	45-914

PART NO.	QTY	MODEL/RESTRICTION	MODEL/RESTRICTION	MODEL/RESTRICTION	FROM-TO
26-922		SHEET, TUBE			
0613-26-922	1				
43-250		PIPE NO.1, BRAKE-A.B.			
FD31-43-250B	1				
43-260		PIPE NO.2, BRAKE-A.B.			
FD31-43-260C	1				
43-360		PIPE, BRAKE			
FD04-43-360B	1				
43-370		PIPE, BRAKE			
FD04-43-370B	1				
43-63X		DUCT(R), AIR-BRAKE PIPE			
FD01-43-63XF	1	(NOR. SUSP)			
FD03-43-63XF	1	(HARD SUSP)			
43-63XZ		DUCT(L), AIR-BRAKE PIPE			
FD01-43-64XE	1	(NOR. SUSP)			
FD03-43-64XE	1	(HARD SUSP)			
43-635		CLIP, FLEXIBLE HOSE			
W023-43-635	8				
A (W023-43-635A)					
W023-43-635A	8				
43-660A		PIPE(R), BRAKE-REAR			
FD01-43-670B	1				
43-660B		PIPE(L), BRAKE-REAR			
FD01-43-680B	1				
43-694A		BOLT, CONNECTOR			
B001-43-694A	2				
43-710		PIPE(R), BRAKE-FRONT			
FD01-43-710A	1				

4927 FD333 -400013

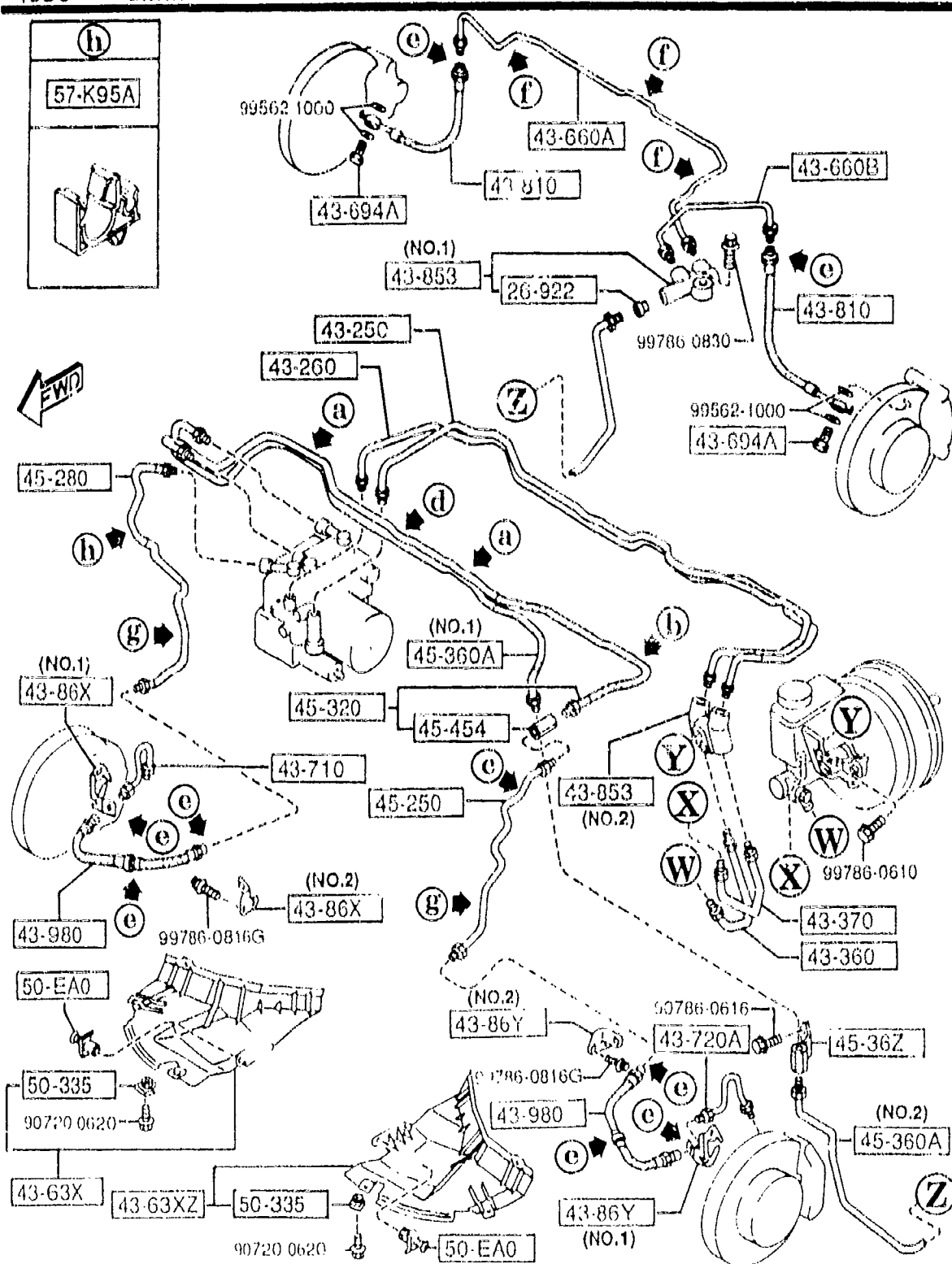
4360 BRAKE PIPINGS



a	b	c	d	e	f	g
45-920	45-921A	45-903G	45-964	43-635	45-919	45-914

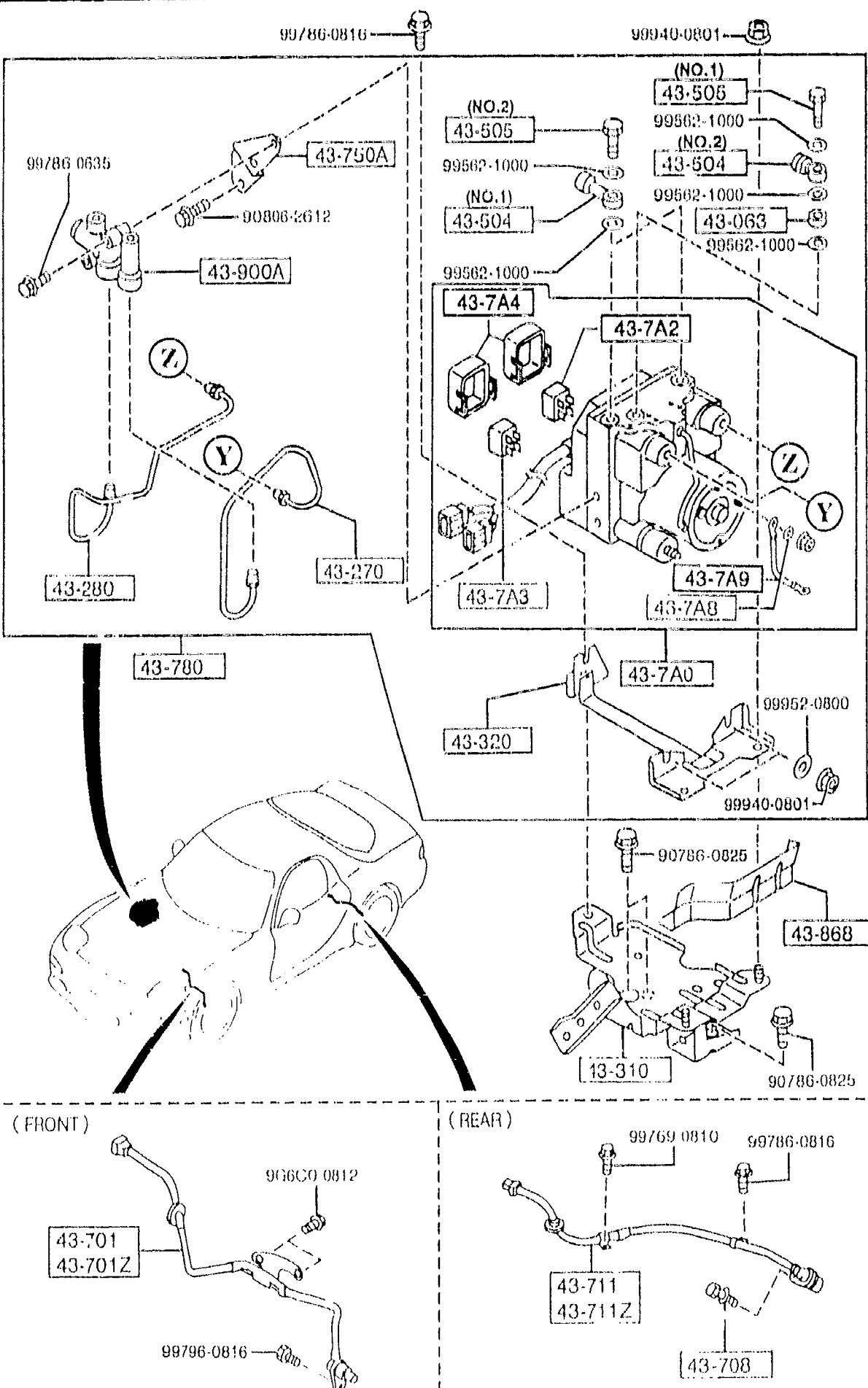
PART NO.	QTY	MODEL/RESTRICTION	MODEL/RESTRICTION	MODEL/RESTRICTION	FROM-TO
43-720A		PIPE(L), BRAKE-FRONT			
FD01-43-720A	1				
43-810		HOSE, FLEXIBLE			
FD01-43-810A	2				
43-853		JOINT, PIPE			
F100-43-85X	1	(ILLUST. NO.1)			
B455-43-853	1	(ILLUST. NO.2)			
43-86X		BRACKET, HOSE			
FD01-43-86XB	1	(ILLUST. NO.1)			
FD01-43-87XA	1	(ILLUST. NO.2)			
43-86Y		BRACKET, HOSE			
FD01-43-86YB	1	(ILLUST. NO.1)			
FD01-43-87YA	1	(ILLUST. NO.2)			
43-980		HOSE, FLEXIBLE			
FD01-43-980B	2				
45-250		PIPE, BRAKE-FRT			
FD01-45-33XC	1				
45-280		PIPE(R), BRAKE-FRONT			
FD31-45-280A	1				
45-320		PIPE(L), BRAKE-FRONT			
FD31-45-320A	1				
45-362		JOINT, FUEL PIPE			
FD01-45-36ZA	1				
45-360A		PIPE, BRAKE-REAR			
FD31-45-36XA	1	(ILLUST. NO.1)			
FD01-45-360B	1	(ILLUST. NO.2)			
45-454		JOINT, PIPE			
D001-45-367	1				

4360 BRAKE PIPINGS



PART NO.	QTY	MODEL/RESTRICTION	MODEL/RESTRICTION	MODEL/RESTRICTION	FROM-TO
45-903G		CLIP, PIPE			
B455-45-916	1				
45-914		HOLDER, PIPE			
FB01-45-914	2	NIFUKO			
45-919		CLIP, PIPE			
B001-45-919B	3				
45-920		BRACKET			
NA20-45-920B	2				
45-921A		HOLDER, PIPE			
F100-45-92X	1				
45-964		HOLDER, PIPE-FRT BRAK E(L)			
F048-45-964B	1				
50-EA0		FASTENER			
EA01-50-EA0	2				
50-335		NUT, CLIP			
FB01-50-133C	4				
57-K95A		CLIP, AIR BAG			
FD14-57-K95	1				

(a)	(b)	(c)	(d)	(e)	(f)	(g)
45-920	45-921A	45-903G	45-964	43-635	45-919	45-914




PART NO.	QTY	MODEL/RESTRICTION	MODEL/RESTRICTION	MODEL/RESTRICTION	FROM-TO
43-063		SPACER			
H083-43-506	1				
43-270		PIPE NO.3, BRAKE-A.B.			
FD31-43-270C	1				
43-280		PIPE NO.4, BRAKE-A.B.			
FD31-43-280B	1				
43-310		BRACKET NO 1, A.B.S.			
FD31-43-310	1				
43-320		BRACKET NO 2, A.B.S.			
FD31-43-320A	1				
43-504		JOINT, PIPE			
EA03-43-504B	2 (ILLUST. NO.1)				
W023-43-504	1 (ILLUST. NO.2)				
43-505		BOLT, CONNECTOR			
H083-43-505	1 (ILLUST. NO.1)				
W023-43-505	2 (ILLUST. NO.2)				
43-7A0		UNIT, HYDRAULIC-ABS			
FD31-43-7A0A A (FD31-43-7A0B)	1				
FD31-43-7A0B	1				
43-7A2		RELAY, MOTOR-HYD. UNIT			
*H082-43-7A2	1				
43-7A3		RELAY, VALVE-HYD. UNIT			
NA23-43-7A3	1				
43-7A4		COVER 'L', HYDRAULIC UNIT			
*H082-43-7A4	2				
43-7A8		WASHER, HYD. UNIT			
NA23-43-7A8	1				

5410 FD333 -400028

-5410

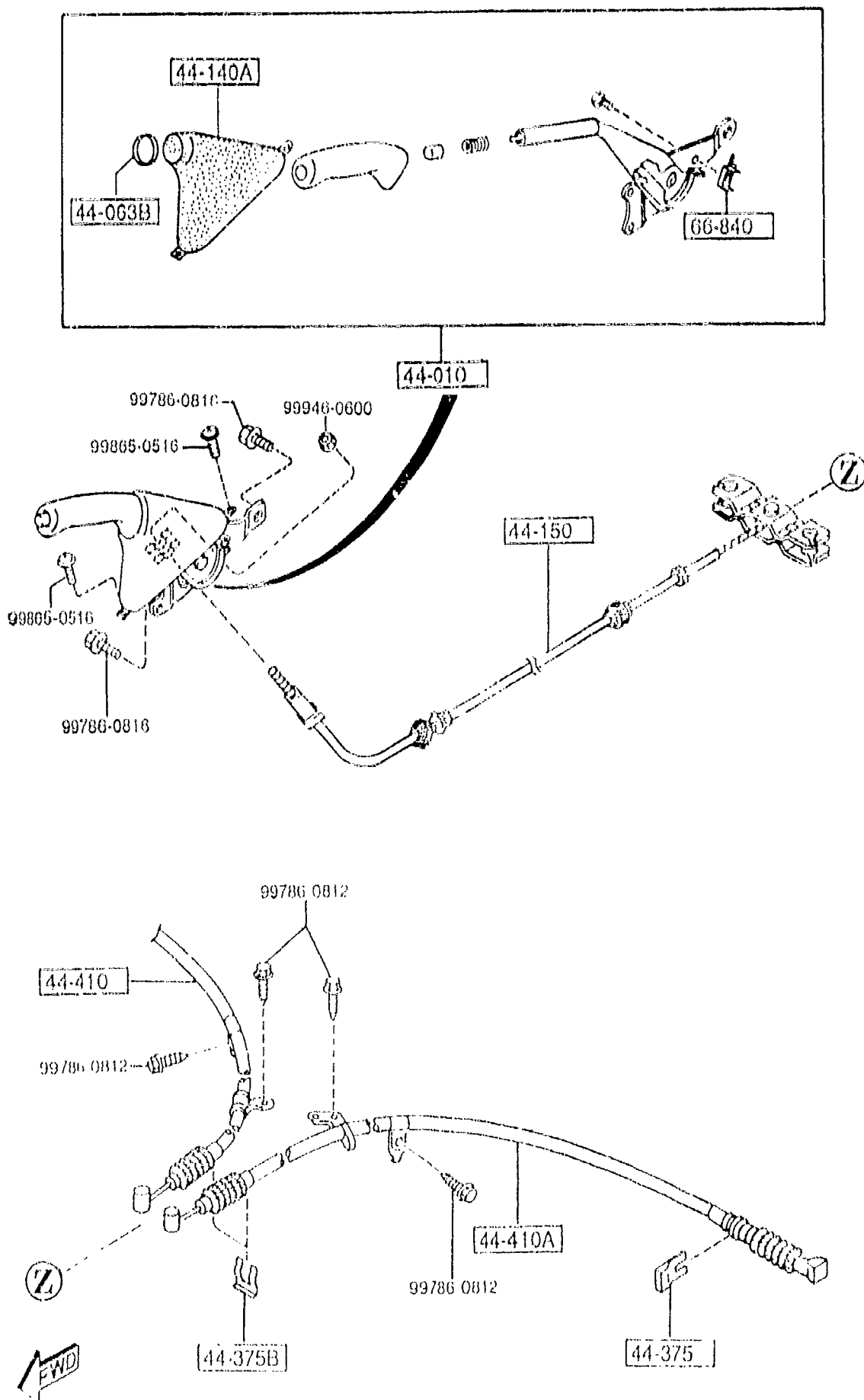
5410-

4370 -2 * ANTILOCK BRAKE SYSTEM



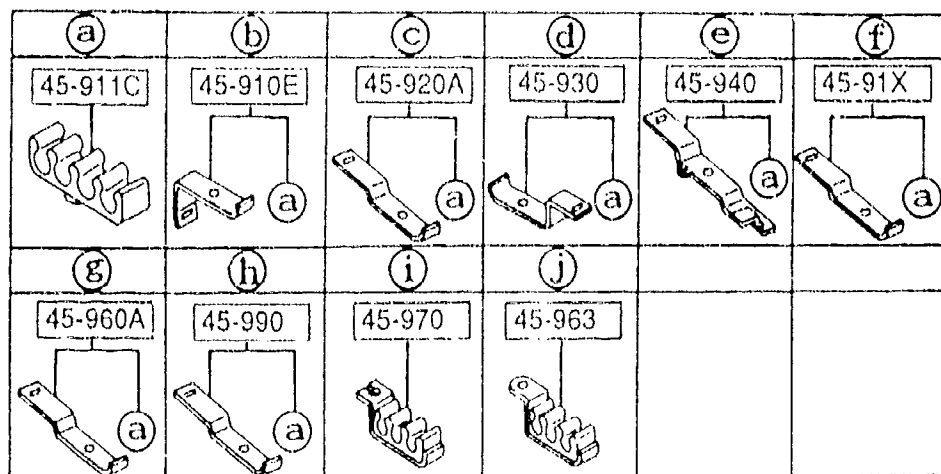
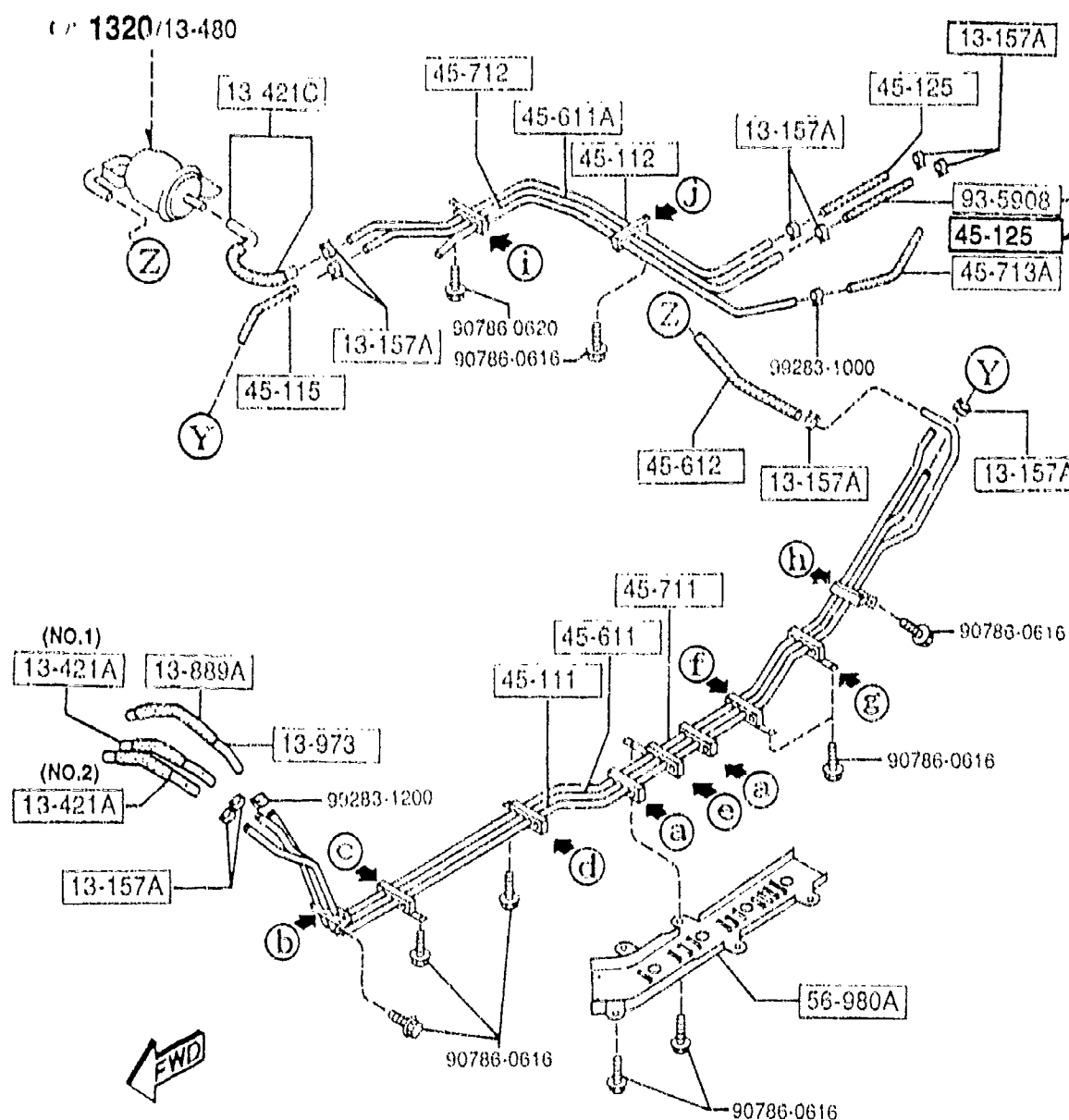
4400 PARKING BRAKE SYSTEM

4400 -1* PARKING BRAKE SYSTEM

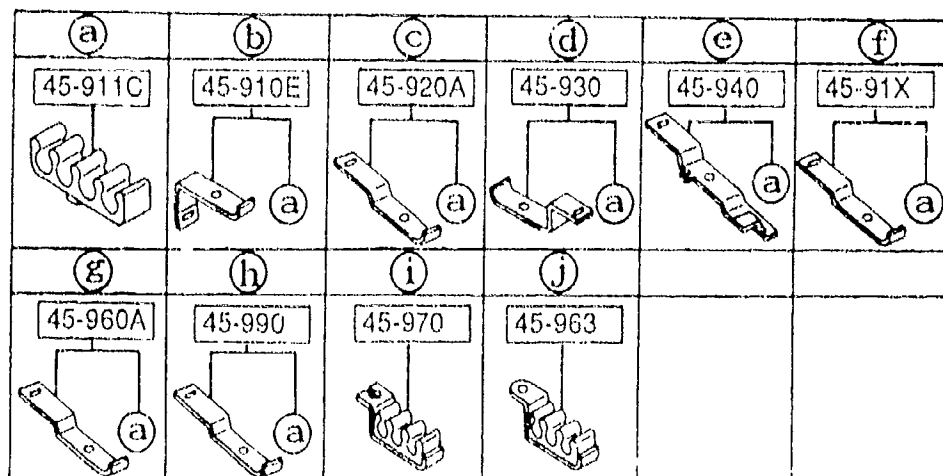
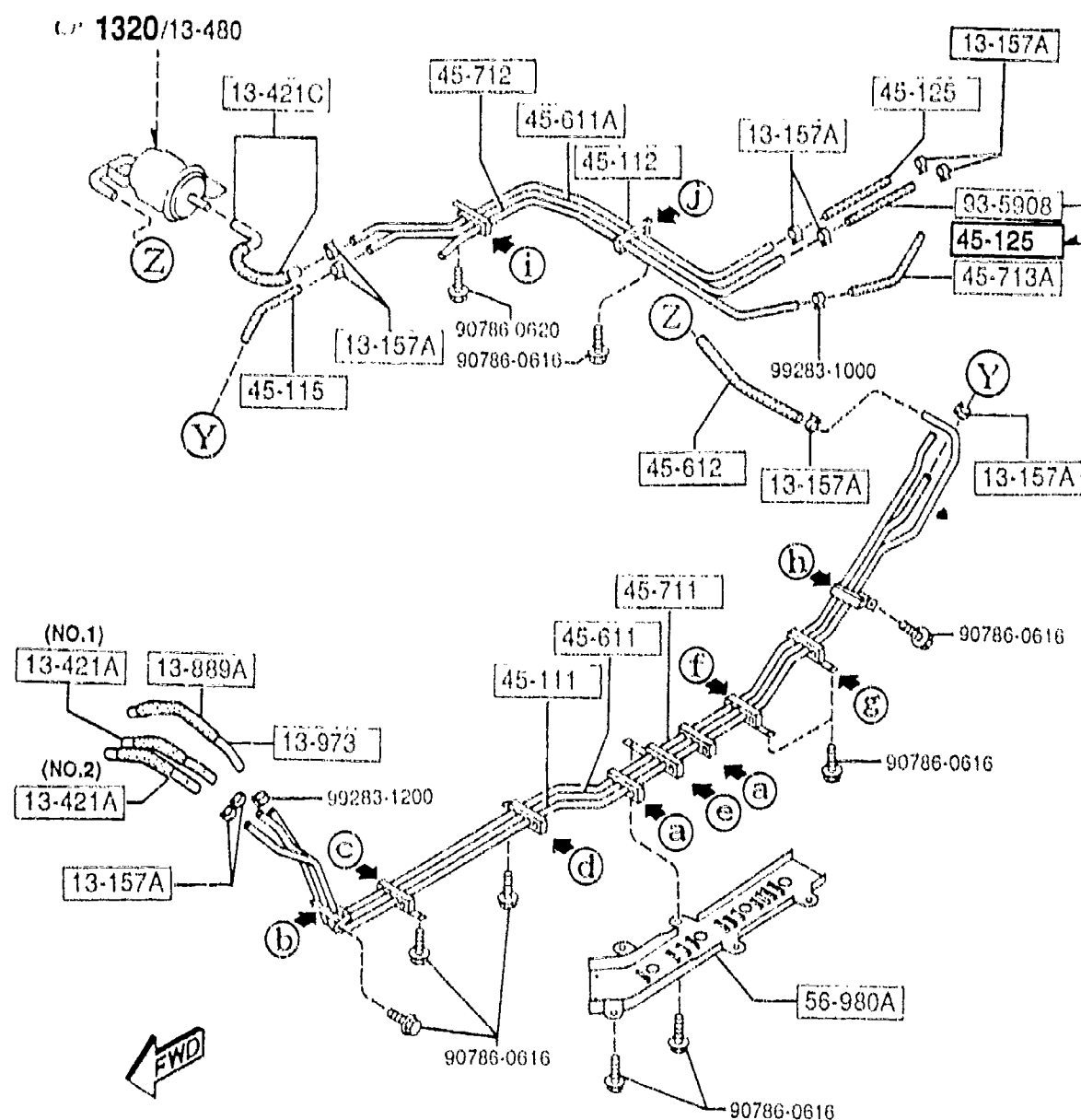


PART NO.	QTY	MODEL/RESTRICTION	MODEL/RESTRICTION	MODEL/RESTRICTION	FROM TO
44-010	1	LEVER, PARKING BRAKE			4B01
FD01-44-010G AN(FD01-44-010H)	1				4B01
FD01-44-010H	1				4B01
44-063B	1	RING, PARK BRAKE LVR			
FD01-44-036	1				
44-140A	1	BOOT			
FD01-44-035	1				
44-150	1	CABLE, PARKING-FRT			
FD01-44-150	1				
44-375	2	CLIP, PARKING CABLE CHUOHATSUJO			
GA2B-44-375A	2				
44-375B	2	CLIP			
0118-44-375	2				
44-410	1	CABLE(R), R.-PARK.			
FD01-44-410A	1				
44-410A	1	CABLE(L), R.-PARK.			
FD01-44-420B	1				
66-840	1	SWITCH, PARKING LAMP			
FD01-66-450	1				

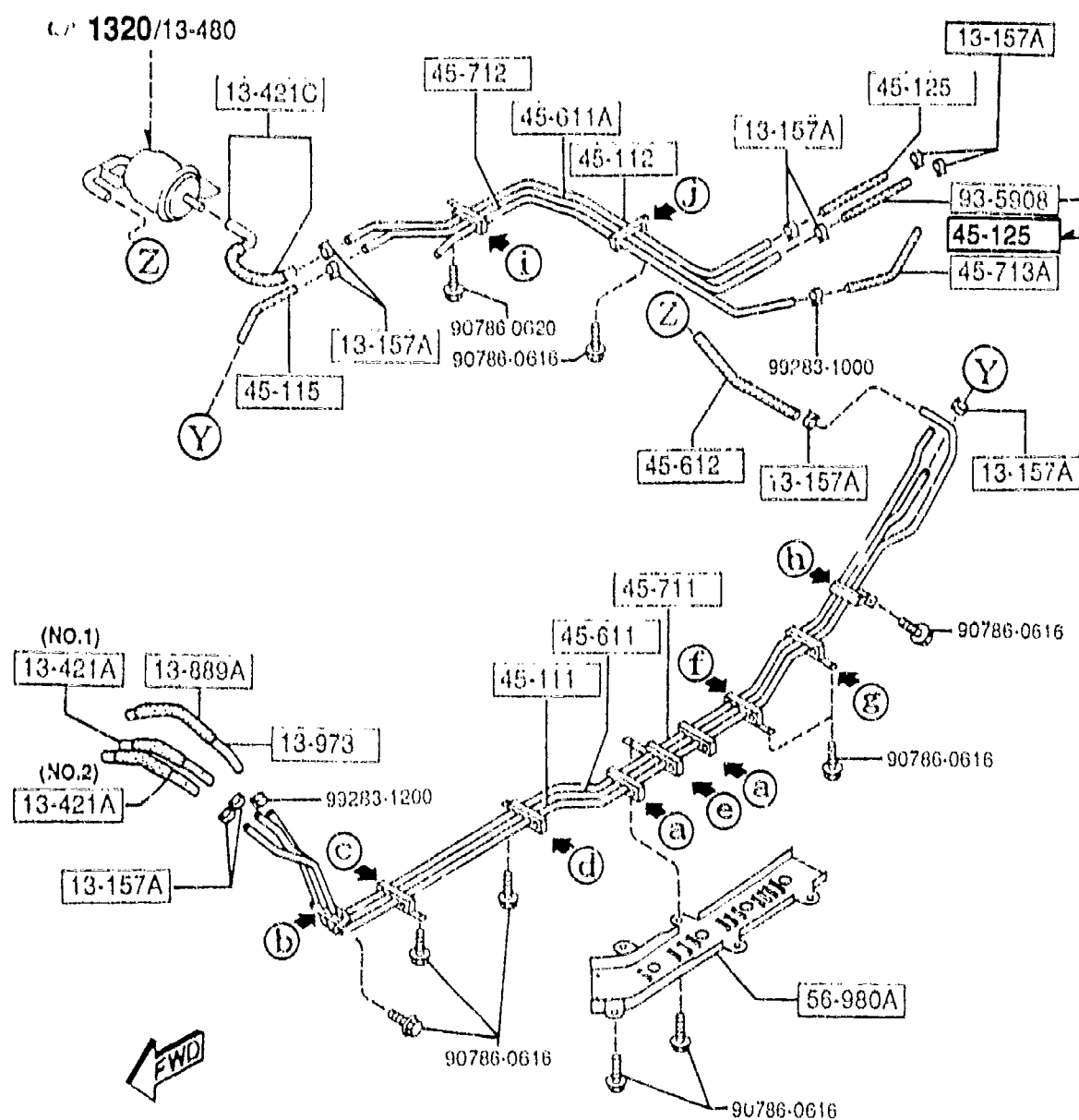
4B01 FD333 -400022



PART NO.	QTY	MODEL/RESTRICTION	MODEL/RESTRICTION	MODEL/RESTRICTION	FROM-TO
13-157A		CLIP			
8574-13-157	10				
13-421A		HOSE, FUEL MAIN			
N3A2-13-421	1	(ILLUST. NO.2)			
N3A1-13-421	1	(ILLUST. NO.1)			
N3D8-13-421	1	(ILLUST. NO.1)			
13-421C		HOSE, FUEL			
N3A1-13-410	1				
13-889A		PROTECTOR			
N3A2-13-889A	1				
13-973		HOSE, DRAIN			
N3A2-13-971A	1				
45-111		PIPE, FUEL-MAIN			
FD01-45-111	1				
45-112		PIPE, FUEL-MAIN			
FD01-45-112	1				
45-115		HOSE, FUEL-MAIN PIPE			
FD01-45-115B	1				
45-125		HOSE, FUEL			
99359-0815	1				
99359-0815	2				
45-611		PIPE, FUEL-RETURN			
FD01-45-611A	1				
45-611A		PIPE, FUEL-RETURN			
FD01-45-612	1				
45-612		HOSE, FUEL			
99359-0819	1				
45-711		PIPE, EVAPORATION			
5418 FD333 -400030					
5701 FD333 -400230					

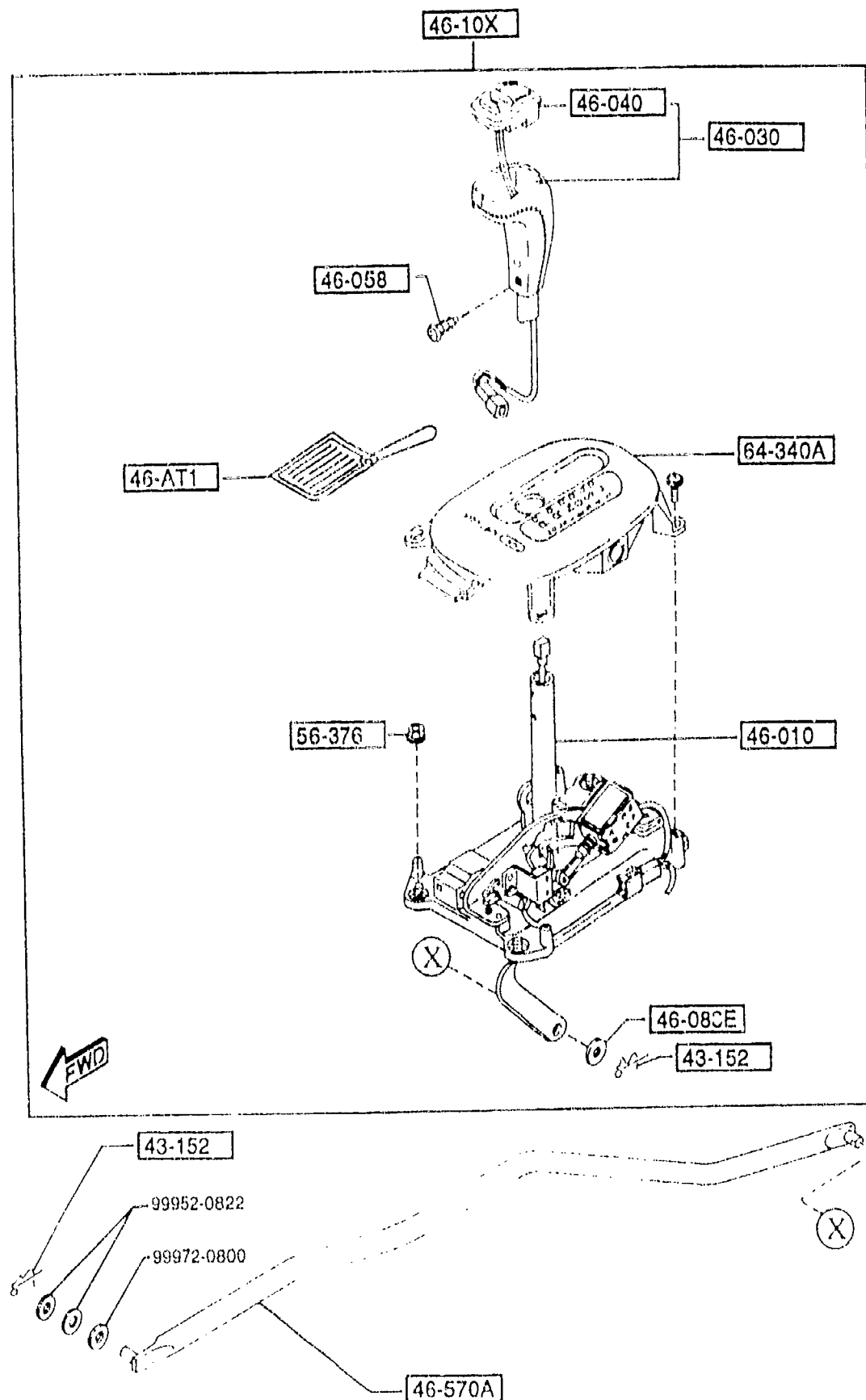


PART NO.	QTY	MODEL/RESTRICTION	MODEL/RESTRICTION	MODEL/RESTRICTION	FROM-TO
CONT'D					
FD01-45-711	1				
45-712		PIPE, EVAPORATOR			
FD01-45-712A	1				
45-713A		HOSE, FUEL			
FD01-45-713	1				
45-91X		HOLDER 'E', PIPE-FUEL			
FD01-45-95X	1				
45-910E		HOLDER, PIPE			
FD01-45-910A	1				
45-911C		CLIP, PIPE			
FD01-45-911	9				
45-920A		HOLDER 'B', PIPE			
FD01-45-920	1				
45-930		HOLDER 'C', PIPE			
FD01-45-930	1				
45-940		HOLDER, PIPE			
FD01-45-940A	1				
45-960A		HOLDER 'F', PIPE			
FD01-45-960	1				
45-963		HOLDER 'J', PIPE			
FD01-45-980	1				
45-970		HOLDER 'G', PIPE			
FD01-45-970	1				
45-990		HOLDER 'K', PIPE-FUEL			
FD01-45-990	1				
56-980A		PROTECTOR, PIPE			
FD01-56-191A	1				



(a)	(b)	(c)	(d)	(e)	(f)
45-911C	45-910E	45-920A	45-930	45-940	45-91X
(g)	(h)	(i)	(j)		
45-960A	45-990	45-970	45-963		

PART NO.	QTY	MODEL/RESTRICTION	MODEL/RESTRICTION	MODEL/RESTRICTION	FROM-TO
93-5908 99359-0815M	1	HOSE			-5701
5701 FD333 -400230					



PART NO.	QTY	MODEL/RESTRICTION	MODEL/RESTRICTION	MODEL/RESTRICTION	FROM-TO
43-152		PIN, SNAP			
FB02-43-152A	2				
46-AT1		TAG, CAUTION-CHANGE			
FD02-46-AT1	1				-4A01
46-010		LEVER, SELECT			
FD02-46-100C	1				
46-030		KNOB, CHANGE LEVER			
FD02-46-030	1				
46-040		SWITCH, OVER DRIVE CO NTROL			
FC07-46-040A	1				-5901
*FD02-46-040	1				5901-
46-058		SCREW, CHANGE LEVER K NOB			
FD02-46-058	2				
46-083E		WASHER			
J001-46-051	1				
46-10X		CHANGE COMPLETE			
FD02-46-10XE	1				
46-570A		ROD, SELECTOR-REAR			
FD02-46-570A	1				
56-376		NUT, SELF LOCK			
B001-56-376	4				
64-340A		INDICATOR			
FD02-64-350D	1				

4A01 FD333 -400014
5901 FD333 -400232

CHASSIS

BODY

CHASSIS

BODY

CHASSIS

BODY

CHASSIS

BODY

CHASSIS

A thick, solid black horizontal bar that spans most of the width of the page, positioned between the words 'CHASSIS' and 'BODY'.

BODY

CHASSIS

BODY

CHASSIS

BODY

CHASSIS

BODY

CHASSIS

BODY

CHASSIS

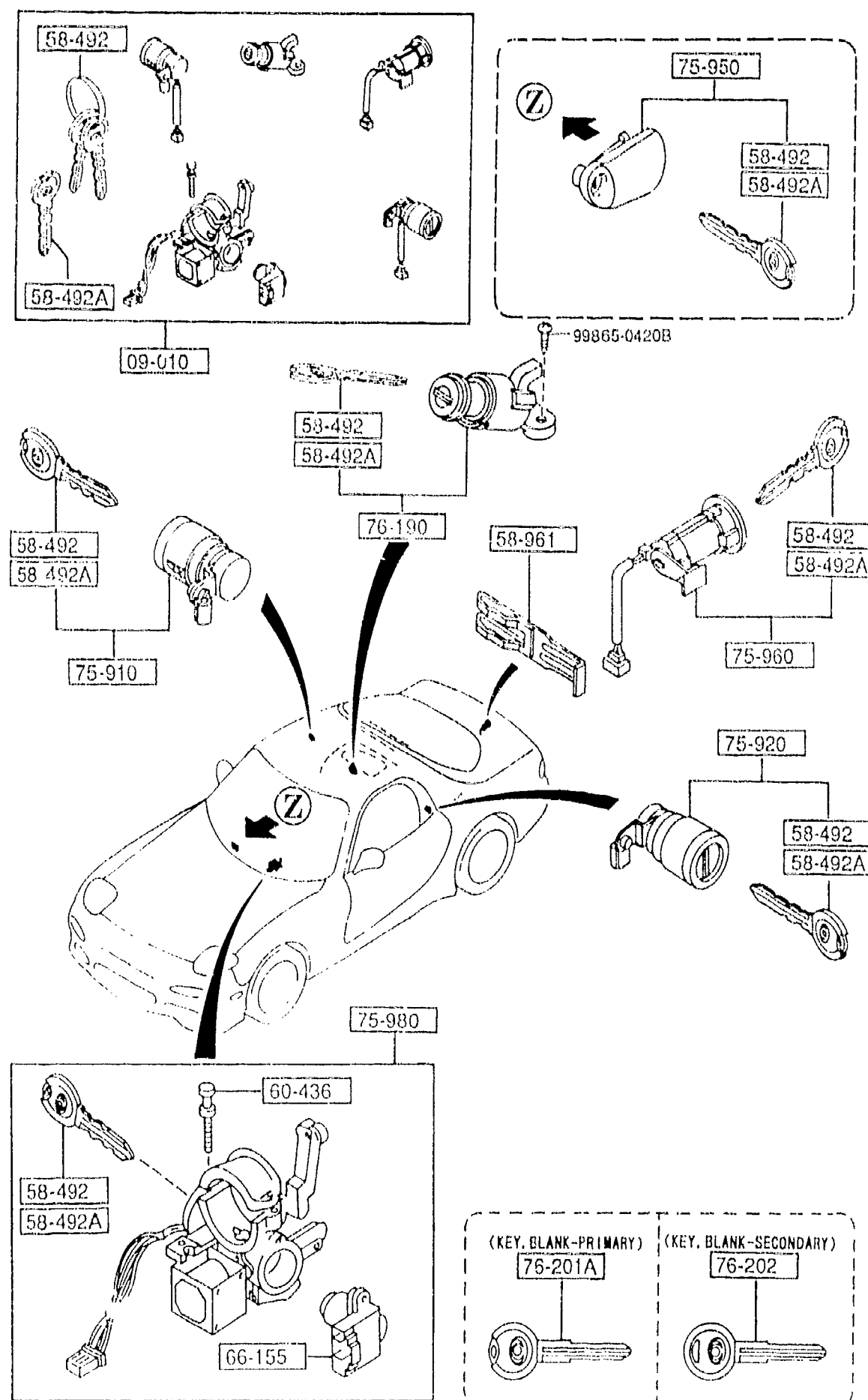
BODY

CHASSIS

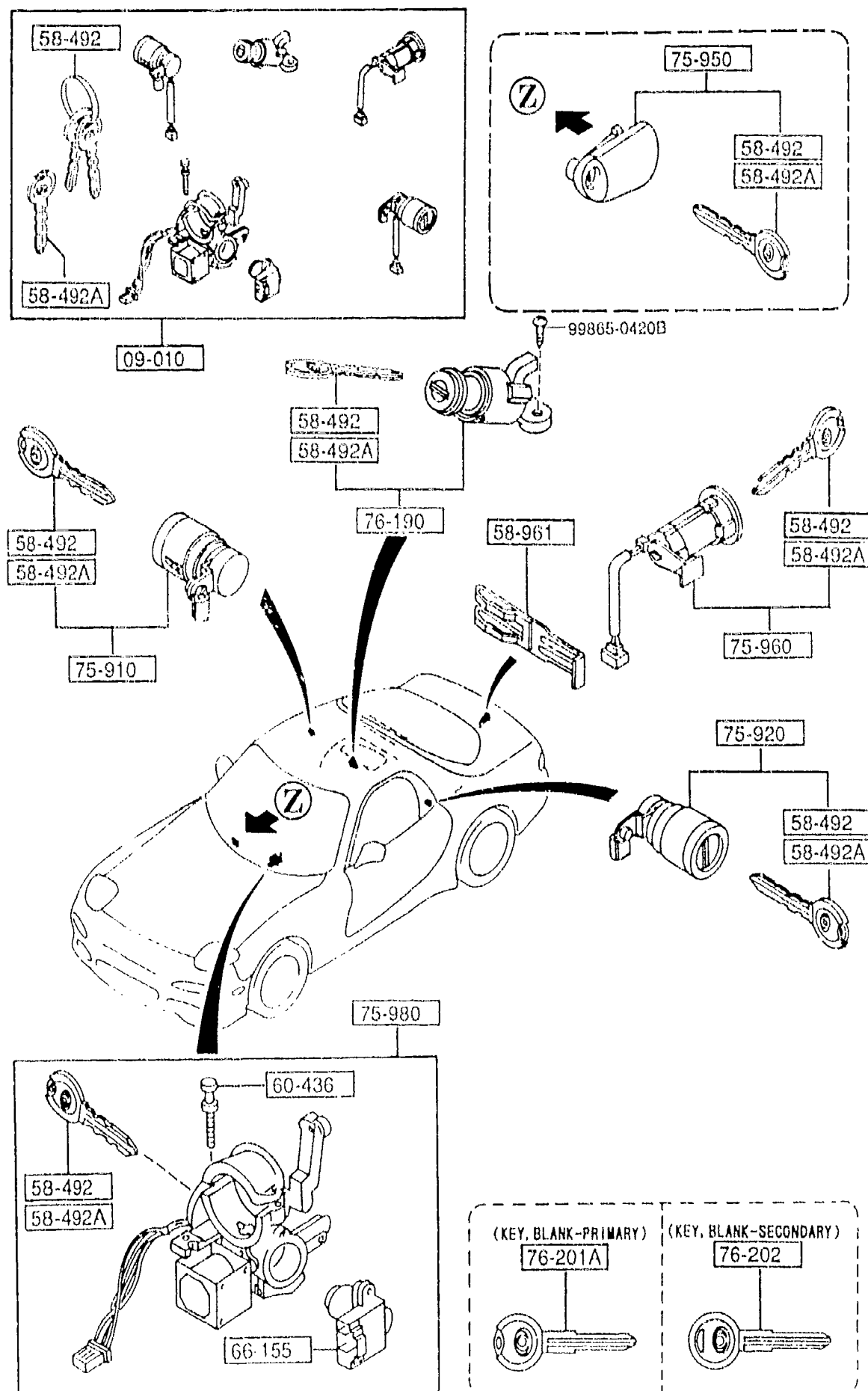
BODY

CHASSIS

BODY



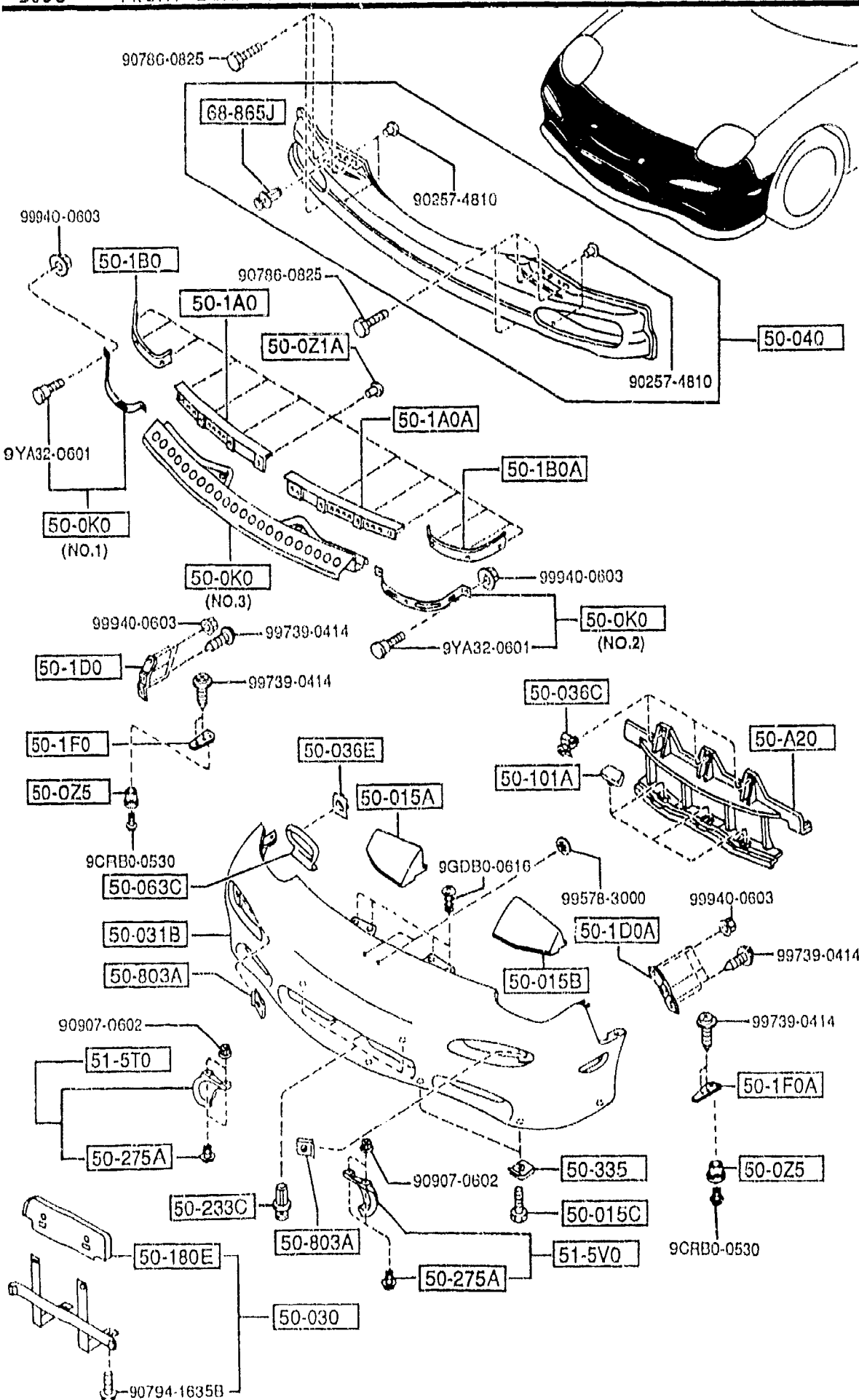
PART NO.	QTY	MODEL/RESTRICTION	MODEL/RESTRICTION	MODEL/RESTRICTION	FROM TO
09-010	1	KEY SET			
FD15-09-010C A (FD15-09-010D)	1	(MT)			-5301
FD17-09-010C A (FD17-09-010D)	1	(AT)			-5301
FD15-09-010D AN (FD15-09-010E)	1	(MT)			5301-5508
FD17-09-010D AN (FD17-09-010E)	1	(AT)			5301-5508
FD15-09-010E	1	(MT)			5508-
FD17-09-010E	1	(AT)			5508-
58-492	2	KEY, PRIMARY			
FD01-58-492	2	KEY NO. IS REQUIRED			
58-492A	1	KEY, SECONDARY			
FD01-58-493	1	KEY NO. IS REQUIRED			
58-961	1	FASTENER, KEY CYL.			
GJ21-56-902A	1				
60-436	2	BOLT, SET			
H043-66-154	2				
66-155	1	SWITCH, IGNITION			-5301
FD01-66-151 A (FD01-66-151A)	1				5301-
FD01-66-151A	1				
75-910	1	KEY SUB SET(R), DOOR			-5301
FD01-76-210B	1				5301-5801
FD01-76-210C	1				5801-
FD01-76-210D	1				
75-920	1	KEY SUB SET(L), DOOR			-5301
FD01-76-220B	1				5301-5801
FD01-76-220C	1				5801-
FD01-76-220D	1				
5301 FD333 -400027 5508 FD333 -400229 5801 FD333 -400231					



PART NO.	QTY	MODEL/RESTRICTION	MODEL/RESTRICTION	MODEL/RESTRICTION	FROM-TO
+-----+ 75-950 +-----+		KEY SUB SET,GLOVE			
FD15-76-250A	1				-5301
FD15-76-250B	1				5301-
+-----+ 75-960 +-----+		KEY SUB SET,LIFT GAT E			
FD01-76-260	1				-5301
FD01-76-260A	1				5301-5801
FD01-76-260B	1				5801-
+-----+ 75-980 +-----+		KEY SUB SET,IG.SWICH			
FD01-76-290	1 (MT)				-5301
FD02-76-290	1 (AT)				-5301
FD01-76-290B	1 (MT)				5301-
FD02-76-290B	1 (AT)				5301-
+-----+ 76-190 +-----+		KEY SUB SET,STOWAGE			
FD01-76-190	1				-5301
FD01-76-190A	1				5301-
+-----+ 76-201A +-----+		KEY,BLANK-PRIMARY			
FD01-76-201	1				-5301
BOYA-76-201	1				5301-
+-----+ 76-202 +-----+		KEY,BLANK-SECONDARY			
FD01-76-202	1				-5301
5301 FD333 -400027					
5801 FD333 -400230					

5000 FRONT BUMPER

5000 -1 FRONT BUMPER



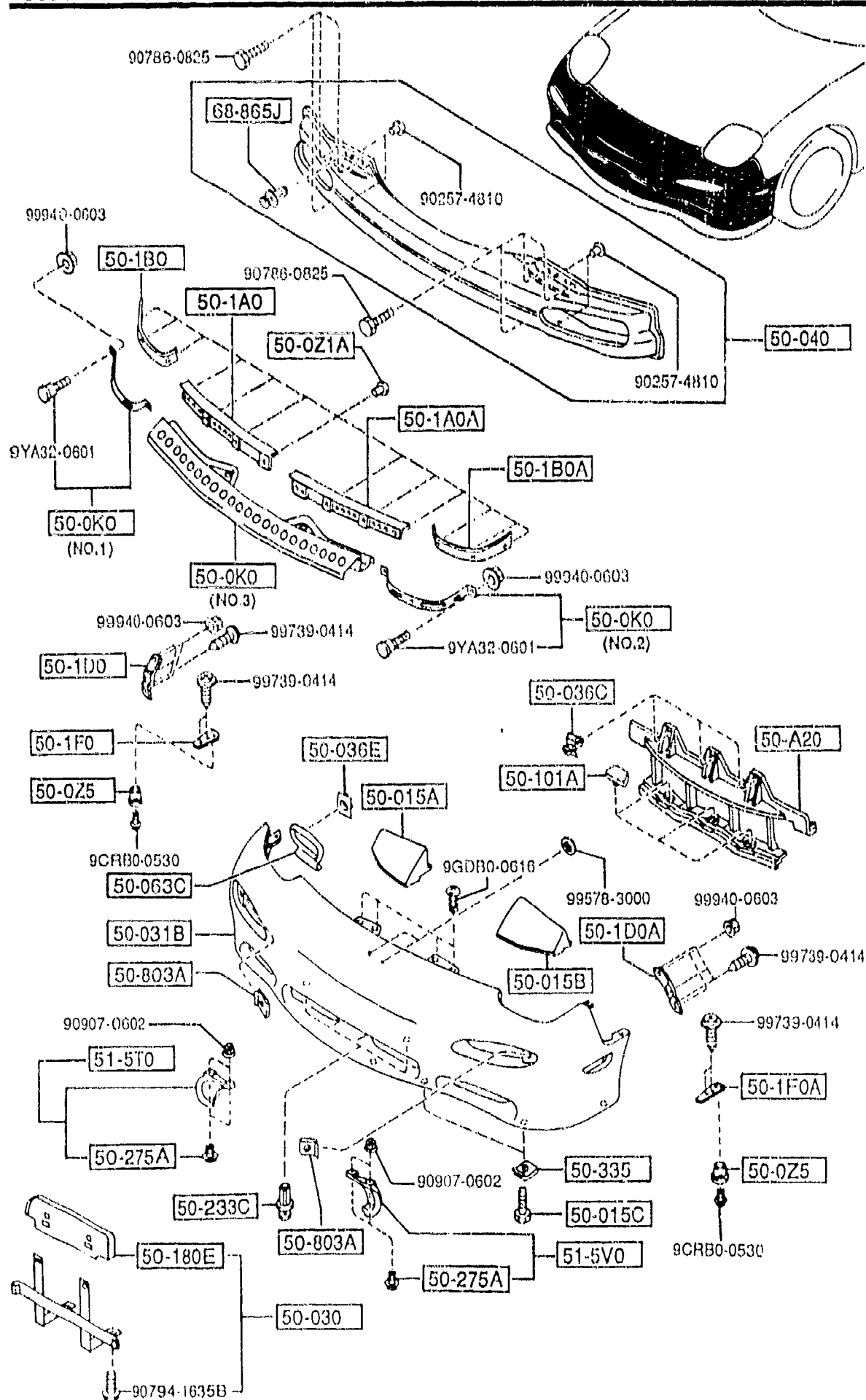
PART NO.	QTY	MODEL/RESTRICTION	MODEL/RESTRICTION	MODEL/RESTRICTION	FROM-TO
50-A20		GUIDE, AIR			
FD01-50-A21	1				
50-0K0		RETAINER, FASCIA			
FD01-50-0KXA	1	(ILLUST. NO.1)			
FD01-50-0K0A	1	(ILLUST. NO.2)			
FD01-50-0K1B	1	(ILLUST. NO.3)			
50-0Z1A		RIVET, BLIND			
BR70-50-0Z1	13				
50-0Z5		GROMMET, SCREW			
FD01-50-0Z5	2				
50-015A		SPACER			
FD01-50-CR0	1				
50-015B		SPACER			
FD01-50-CS0	1				
50-015C		BOLT			
BR70-50-0Z2	4				
50-030		HOLDER, NO. PLATE			
FD01-50-170B	1				
50-031B		FACE, FRONT BUMPER			
FD01-50-031C	1	PAINT TO MATCH			
50-036C		FASTENER			
BF67-50-033	3				
50-036E		CLIP			
GJ21-50-049	2	((MT))>(NOR. SUSP))			
50-040		REINFORCEMENT, BUMPER			
FD01-50-070B	1				
50-063C		COVER(R), BUMPER			
FD01-51-3G5	1	((MT))>(NOR. SUSP))			



CAT. AUFA06-04

2-F10


5000 FRONT BUMPER

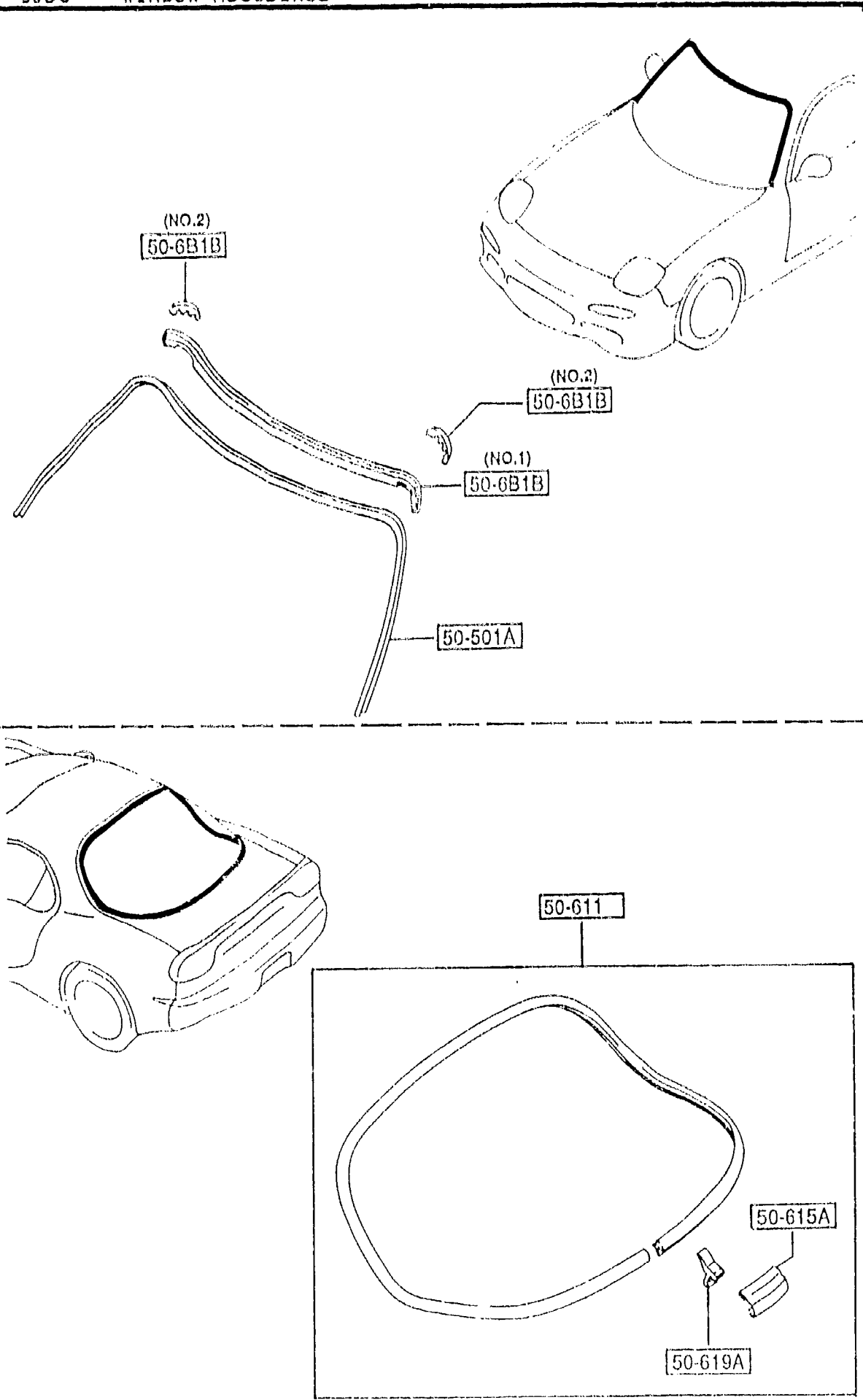


5000 -3 * FRONT BUMPER

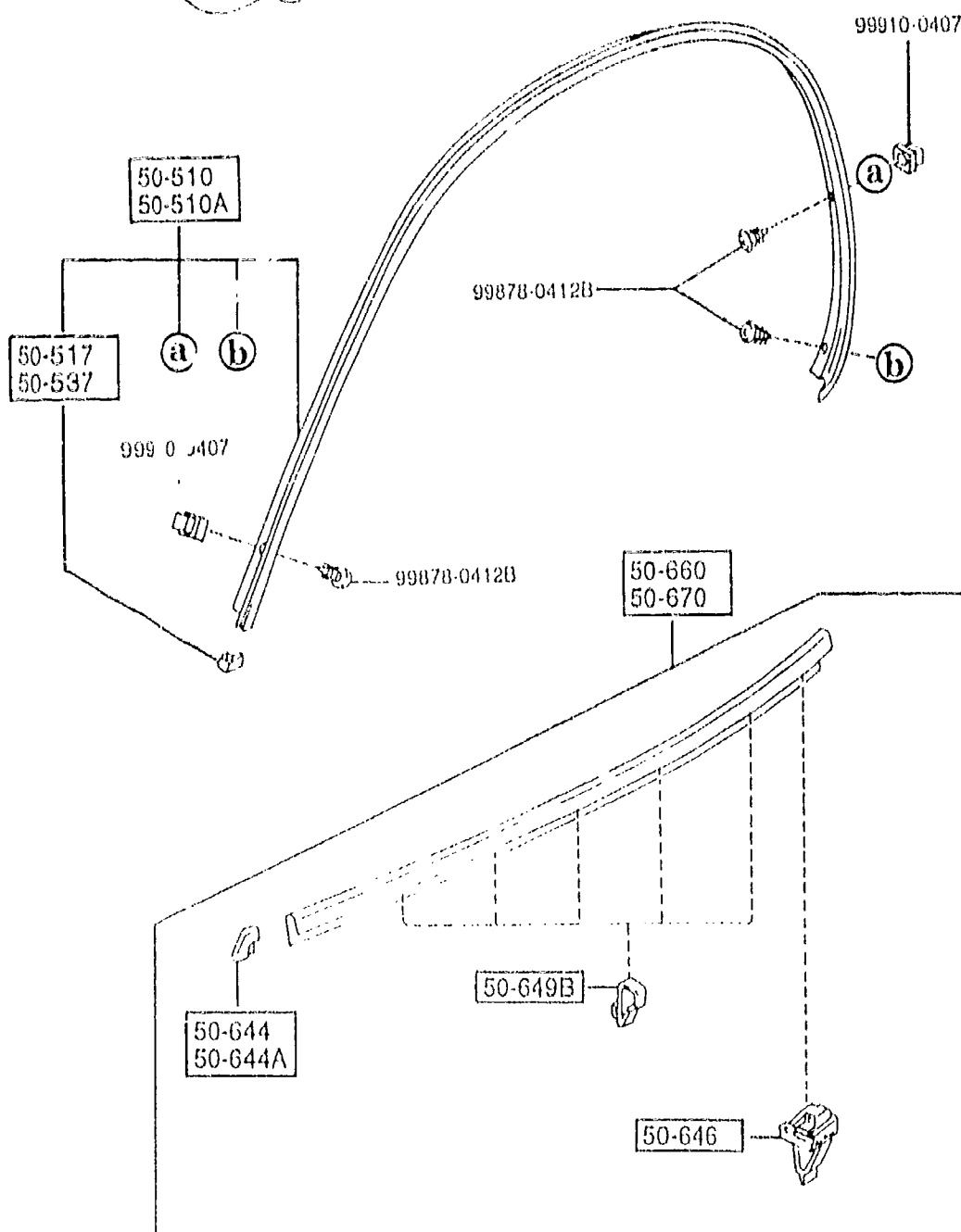
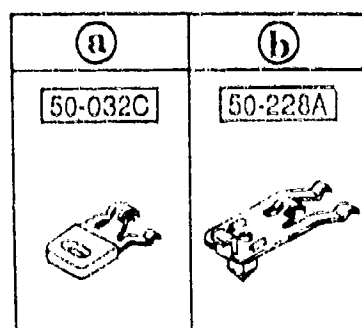

PART NO.	QTY	MODEL/RESTRICTION	MODEL/RESTRICTION	MODEL/RESTRICTION	FROM-TO
51-5T0		COVER(R), BUMPER			
FD01-51-5T0	1	(W/O SUN ROOF)			
51-5V0		COVER(L), BUMPER			
FD01-51-5V0	1	(W/O SUN ROOF)			
68-865J		FASTENER, TRK. S. TRIM			
B103-68-865	1				

5010 -2 * REAR BUMPER

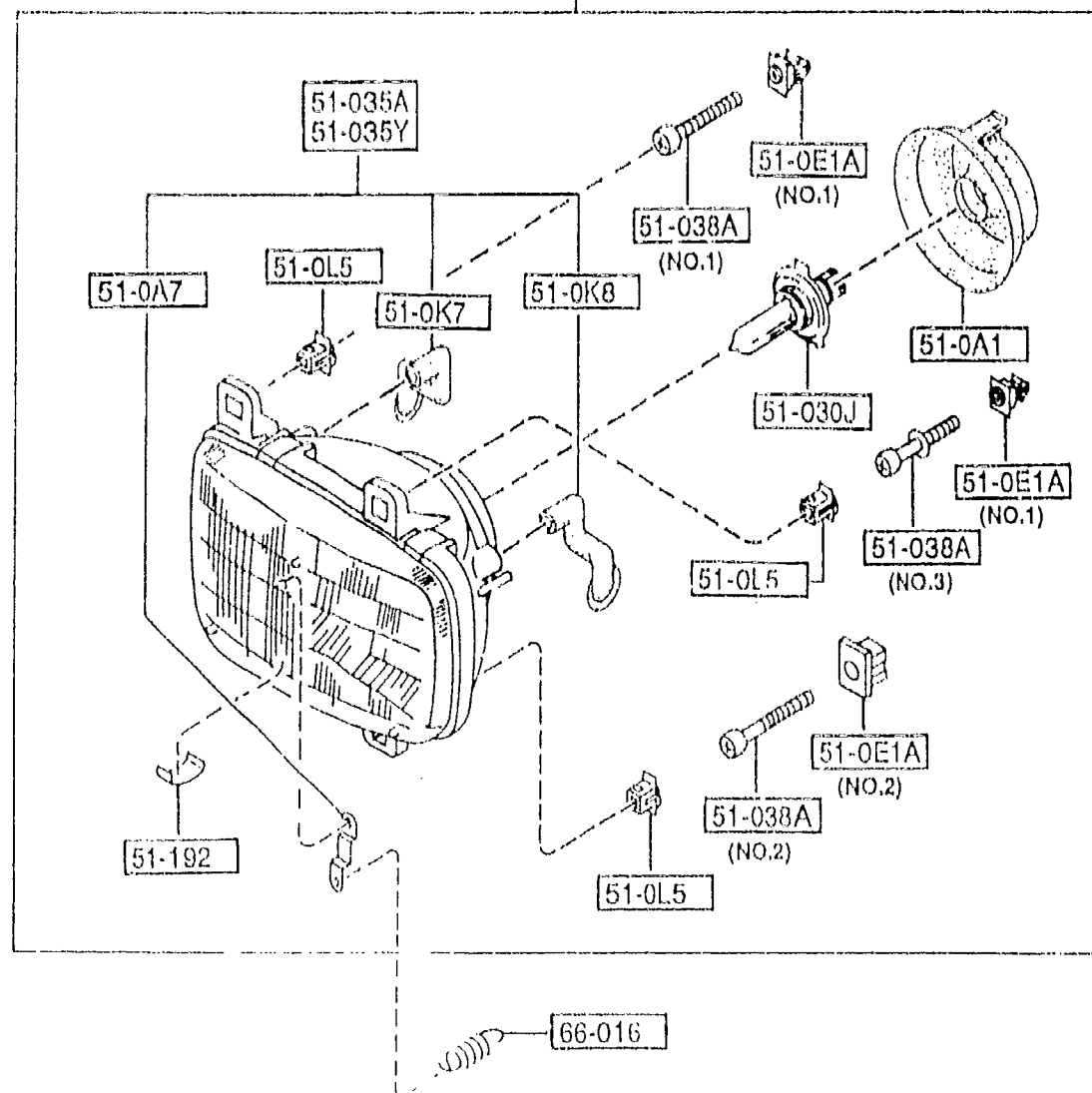
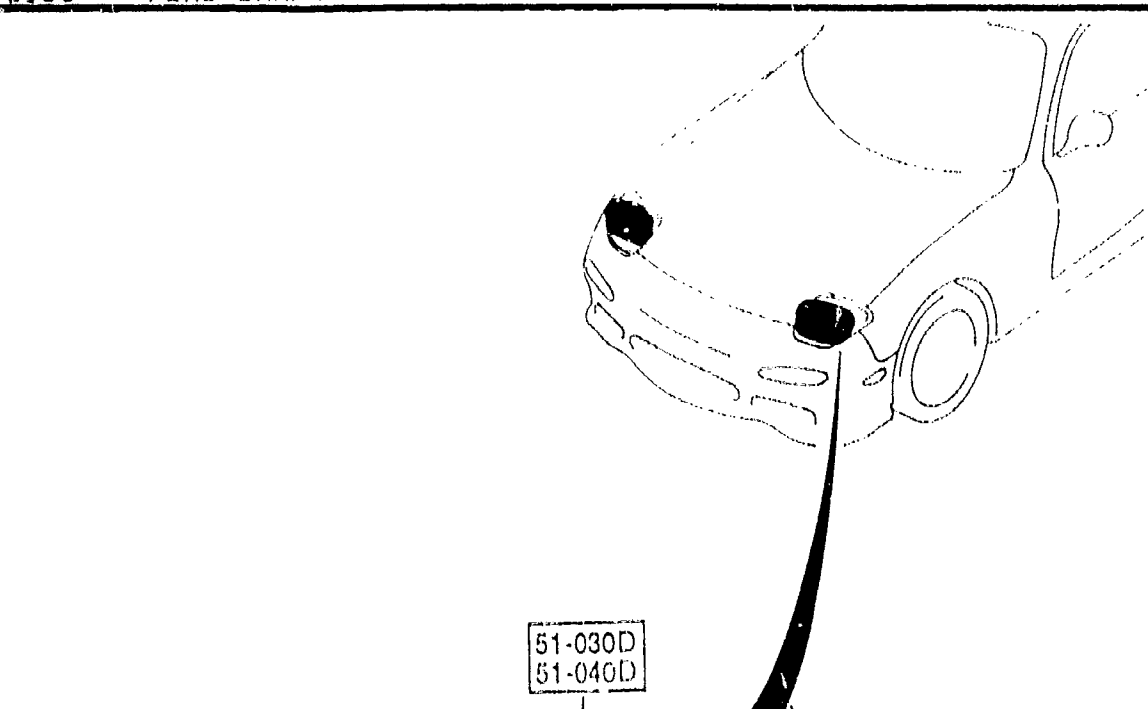




PART NO.	QTY	MODEL/RESTRICTION	MODEL/RESTRICTION	MODEL/RESTRICTION	FROM-TO
50-501A		MOULD(UP),FRT.WINDOW			
FD01-50-6AXB	1				
50-6B1B		PROTR,MOULD-FRT WIND			
NA01-50-6B1	1	OW			
		(ILLUST. NO.1)			
NA01-50-6B2	2	(ILLUST. NO.2)			
50-611		MOULD,RR.WINDOW			
FD01-50-6G0B	1				
50-615A		JOINT,BACK WINDOW MO			
FD01-50-615	1	ULD			
50-619A		CLIP,RR.WINDOW MOULD			
FD01-50-619A	1				

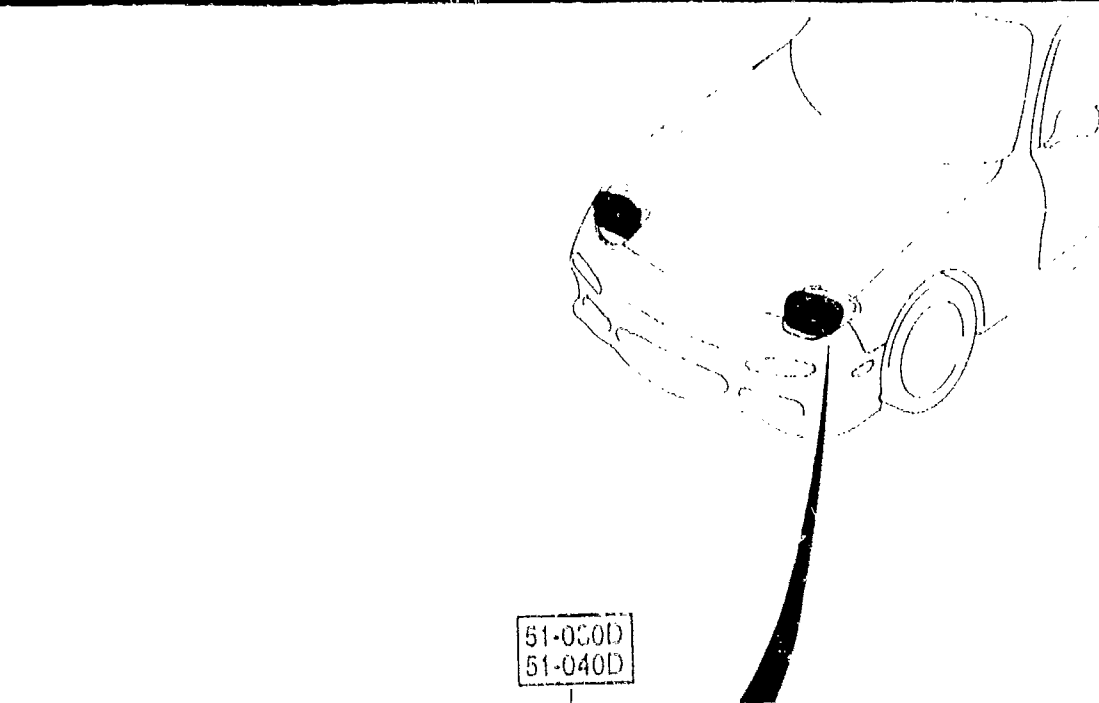


PART NO.	QTY	MODEL/RESTRICTION	MODEL/RESTRICTION	MODEL/RESTRICTION	FROM-TO
50-032C FD01-50-538A	2	GROMMET			
50-228A FD01-50-539A	2	GROMMET			
50-510 FD01-50-510E	1	MOULD(R), DRIP			
50-510A FD01-50-530E	1	MOULD(L), DRIP			
50-517 FD01-50-516A	1	PROTECTOR(R), DRIP MLDG			
50-537 FD01-50-536A	1	PROTECTOR(L), DRIP MLDG			
50-644 FD01-50-644A	1	PROTECTOR'A'(R), BELT LINE			
50-644A FD01-50-654A	1	PROTECTOR'A'(L), BELT LINE			
50-646 FD01-50-646B	2	CLIP, BELTLINE MOULD			
50-649B FD01-50-649A	10	CLIP'A', BELTLINE MOULD			
50-660 FD01-50-640D	1	MOULD(R), BELTLINE			
50-670 FD01-50-650D	1	MOULD(L), BELTLINE			

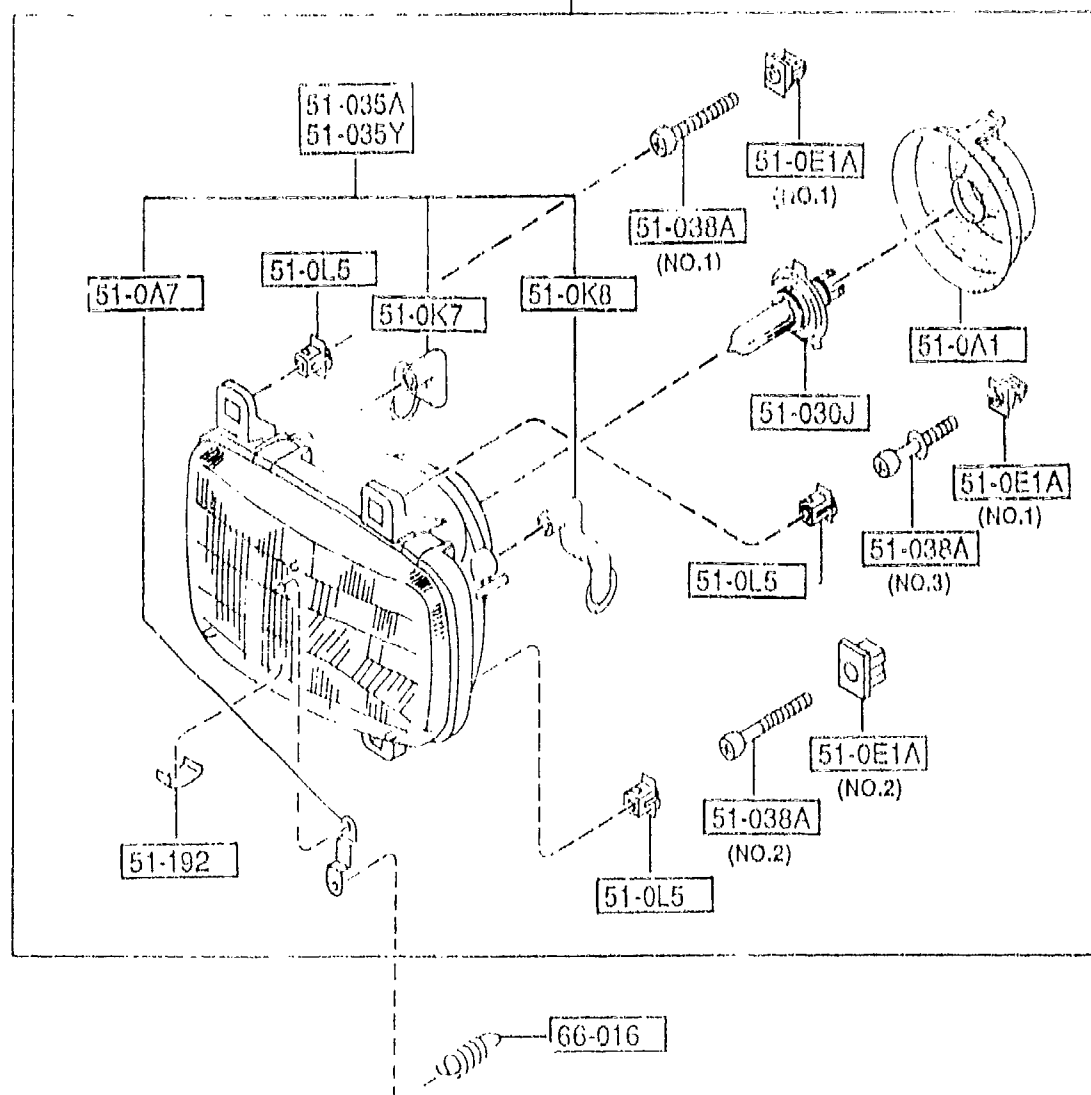


PART NO.	QTY	MODEL/RESTRICTION	MODEL/RESTRICTION	MODEL/RESTRICTION	FROM-TO
51-0A1		COVER, SOCKET-HEAD LAMP			
FD01-51-0A1	2				
51-0A7		BRACKET, HEAD LAMP			
FD01-51-0B7	2				
51-0E1A		FASTENER, LAMP			
BR70-51-0E1	4 (ILLUST. NO.1)				
FD01-51-025	2 (ILLUST. NO.2)				
51-0K7		TUBE, HEAD LAMP			
FD01-51-0K7	2				
51-0K8		TUBE, HEAD LAMP			
FD01-51-0K8	2				
51-0L5		BEARING, HEAD LAMP			
FD01-51-0L5	6				
BR70-51-0K3	6				
51-030D		LAMP(R), HEAD			
FD01-51-030D	1				
51-030J		BULB			
99703-8605	2	12V 60/55W			
51-035A		UNIT(R), HEAD LAMP			
FD01-51-0K0D	1				
51-035Y		UNIT(L), HEAD LAMP			
FD01-51-0L0D	1				
51-038A		SCREW, ADJUST			
FD01-51-037	2 (ILLUST. NO.1)				
FD01-51-047	2 (ILLUST. NO.3)				
FD02-51-037	2 (ILLUST. NO.2)				
BM89-51-037	2 (ILLUST. NO.2)				
51-040D		LAMP(L), HEAD			

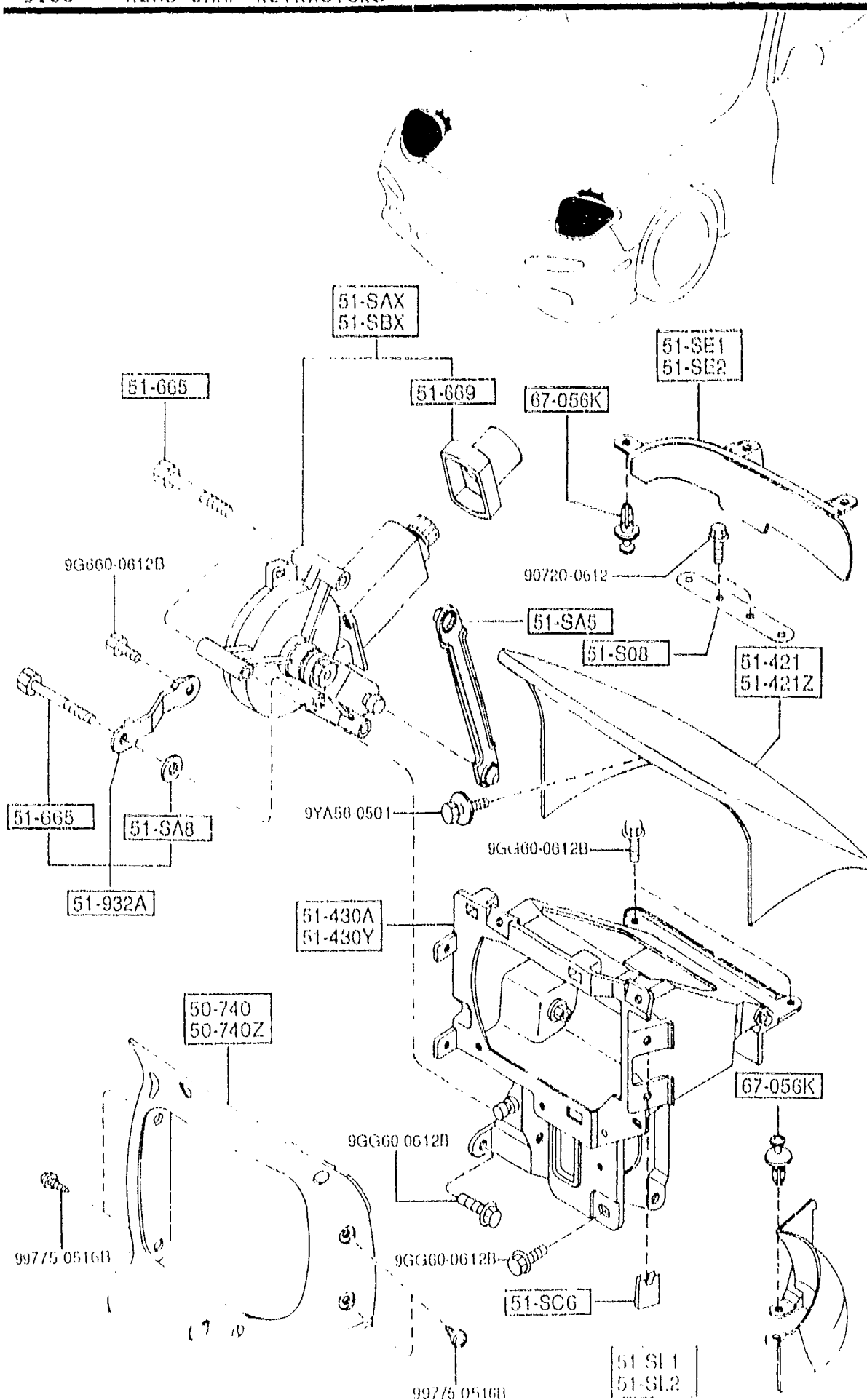
4A01 FD333 -400014



51-030D
51-040D



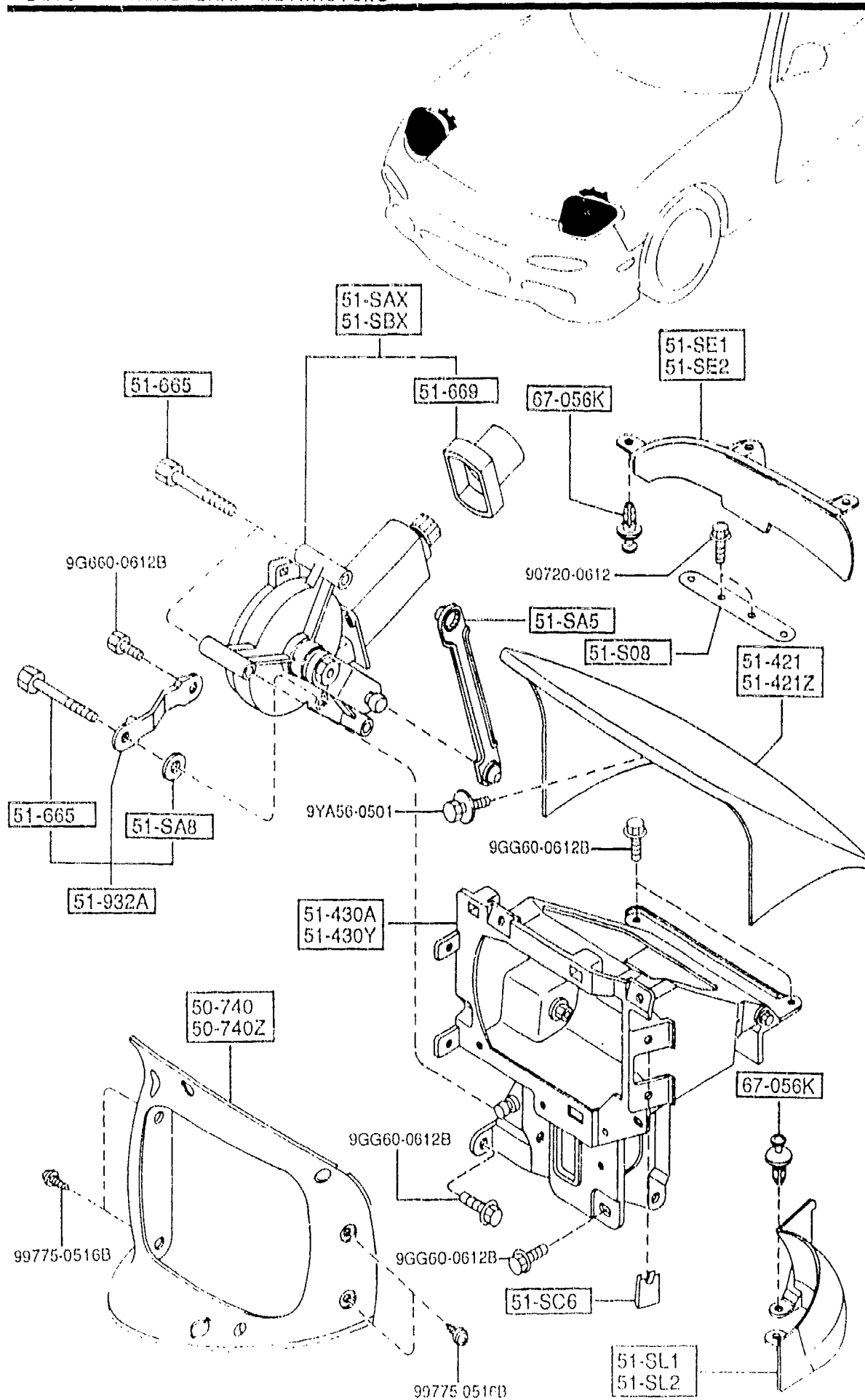
PART NO.	QTY	MODEL/RESTRICTION	MODEL/RESTRICTION	MODEL/RESTRICTION	FROM-TO
CONT'D FD01-51-040D	1				
51-192		CLIP			
B455-51-0A6	8				
66-016		SPRING, ADJUST			
FC42-51-036	2				



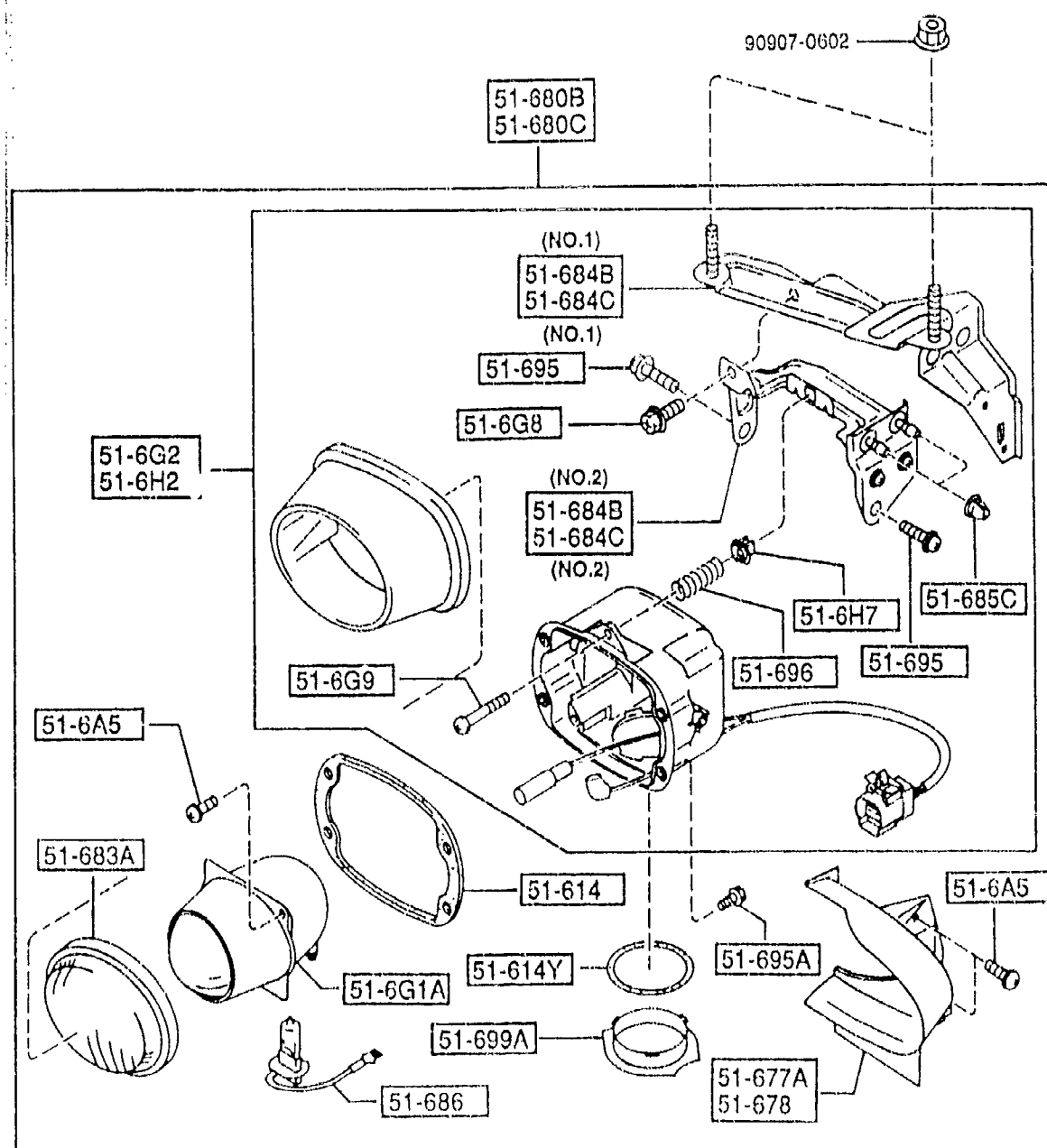
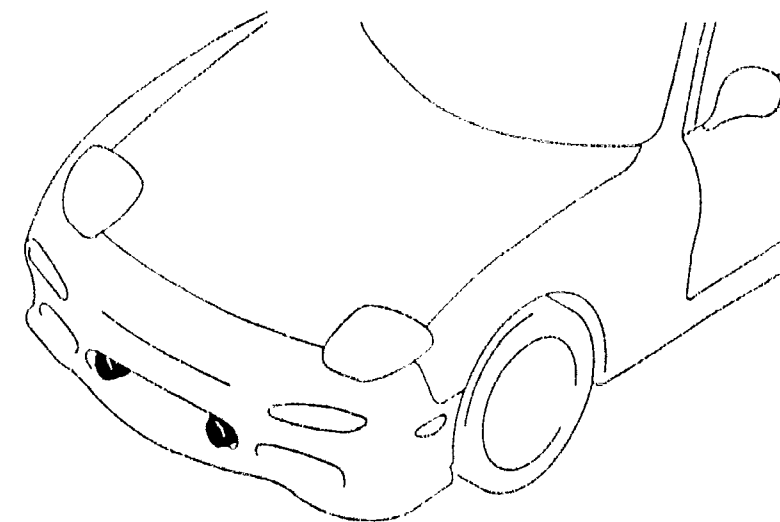
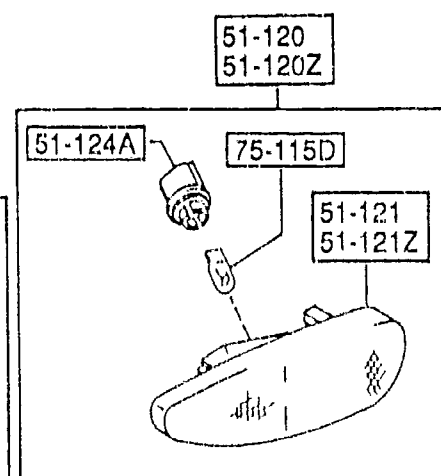
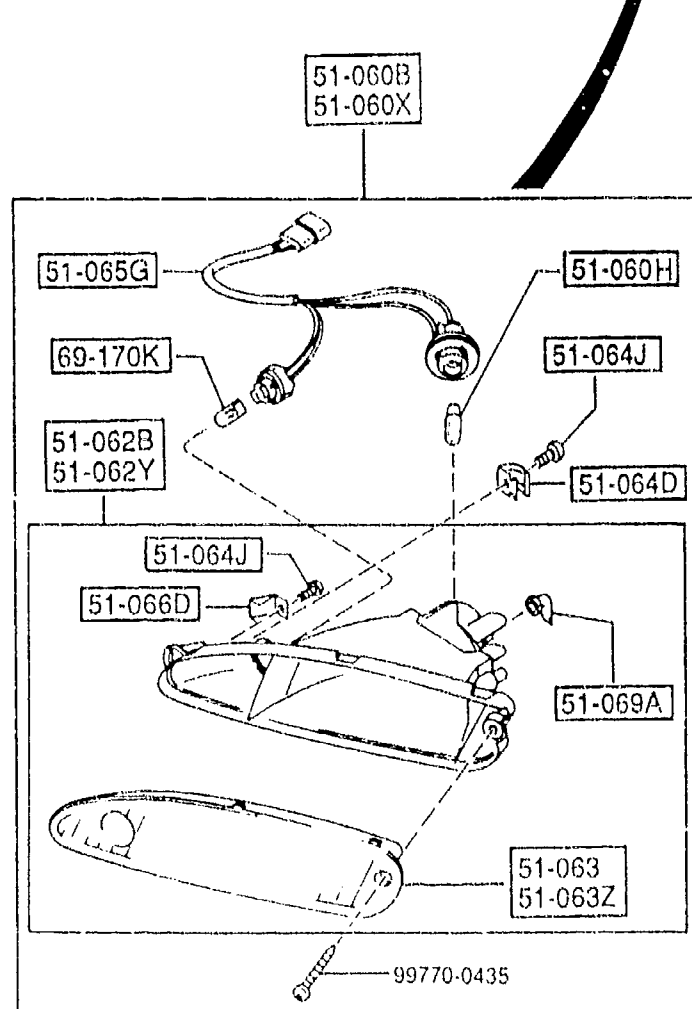
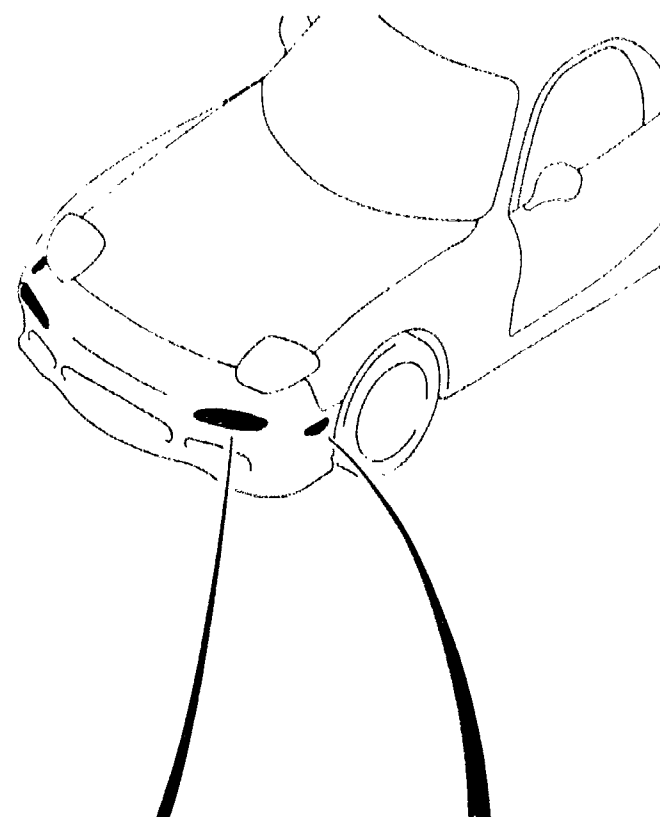
PART NO.	QTY	MODEL/RESTRICTION	MODEL/RESTRICTION	MODEL/RESTRICTION	FROM TO
+-----+ 50-740 +-----+		BEZEL(R),LAMP			
FD01-50-741C	1	(W/O HEAD LAMP CLEANER)			
+-----+ 50-740Z +-----+		BEZEL(L),LAMP			
FD01-50-751C	1	(W/O HEAD LAMP CLEANER)			
+-----+ 51-SAX +-----+		MOTOR(R),RETRACTABLE HEAD			
FD01-51-SAXB	1				
+-----+ 51-SA5 +-----+		ROD,RETRACTABLE			
FD01-51-SA5	2				
+-----+ 51-SAB +-----+		WASHER			
NA01-51-SAB	2				
+-----+ 51-SBX +-----+		MOTOR(L),RETRACTABLE HEAD			
FD01-51-SBXB	1				
+-----+ 51-SC6 +-----+		NUT,STOPPER-LAMP HINGE			
FD01-69-276A	6				
+-----+ 51-SE1 +-----+		PROTECTOR(R),RETRA H/L			
FD01-51-SE1A	1				
+-----+ 51-SE2 +-----+		PROTECTOR(L),RETRA. H/L			
FD01-51-SE2A	1				
+-----+ 51-SL1 +-----+		PROTECTOR(R),FENDER			
FD01-51-SL1A	1				
+-----+ 51-SL2 +-----+		PROTECTOR(L),FENDER			
FD01-51-SL2A	1				
+-----+ 51-S08 +-----+		PLATE,RETRACTABLE			
FD01-51-S08A	2				
+-----+ 51-421 +-----+		LID(R),LAMP			
FDY2-51-SH1	1				

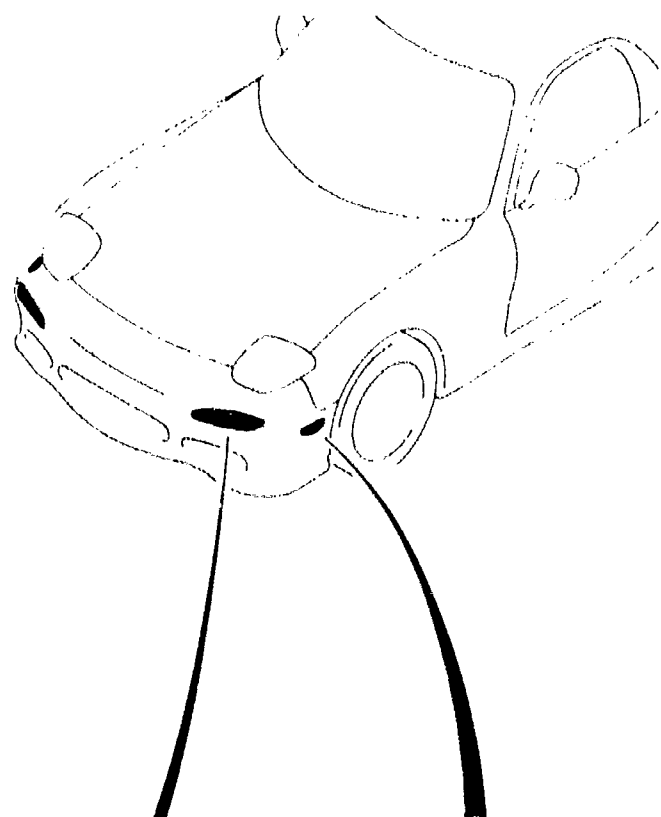
2-N10

5103 HEAD LAMP RETRACTORS



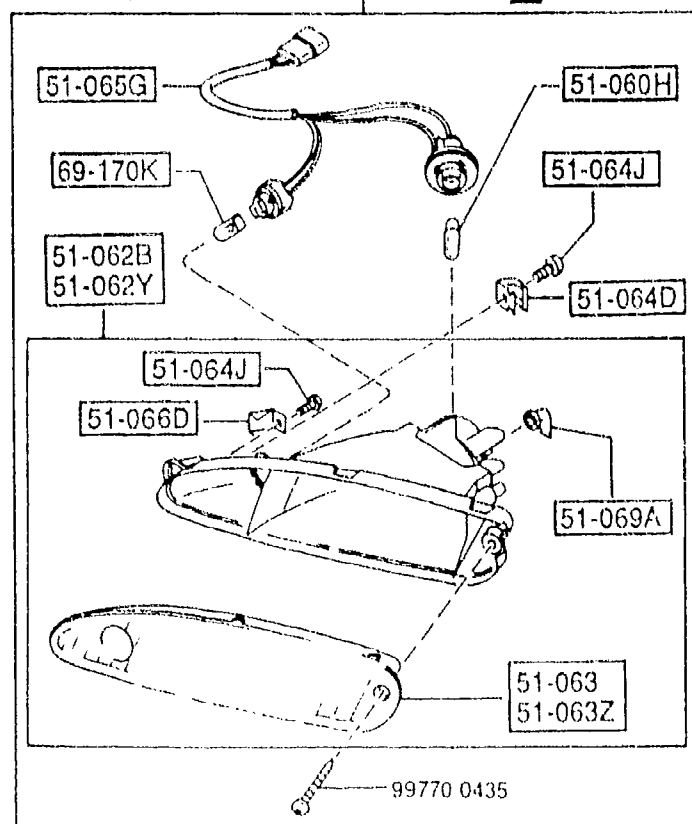
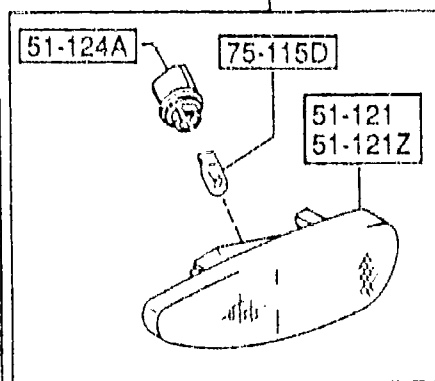
PART NO.	QTY	MODEL/RESTRICTION	MODEL/RESTRICTION	MODEL/RESTRICTION	FROM TO
51-421Z		LID(L), LAMP			
FDY2-51-SH2	1				
51-430A		HINGE(R), LID-LAMP			
FD01-51-SC0D	1				
51-430Y		HINGE(L), LID-LAMP			
FD01-51-SD0D	1				
51-665		BOLT, MOTOR-RETRACT H / LAMP			
FB01-51-665	6				
51-669		BOOT, MOTOR-RETRACT H / L			
NA01-51-669	2				
51-932A		BRACKET, MOTOR			
FD01-51-S1Y	2				
67-056K		RIVET			
UB39-50-795	10				



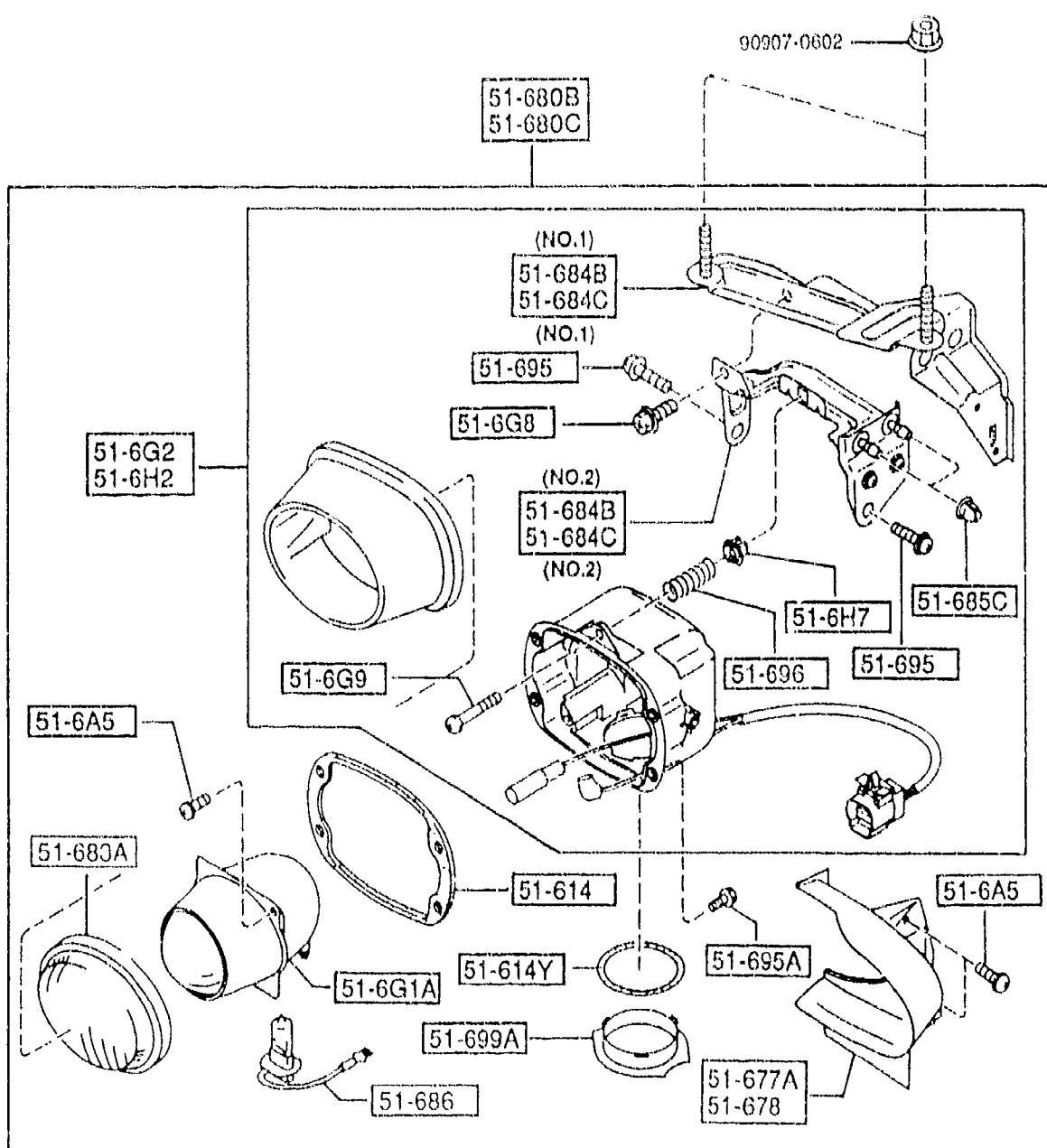
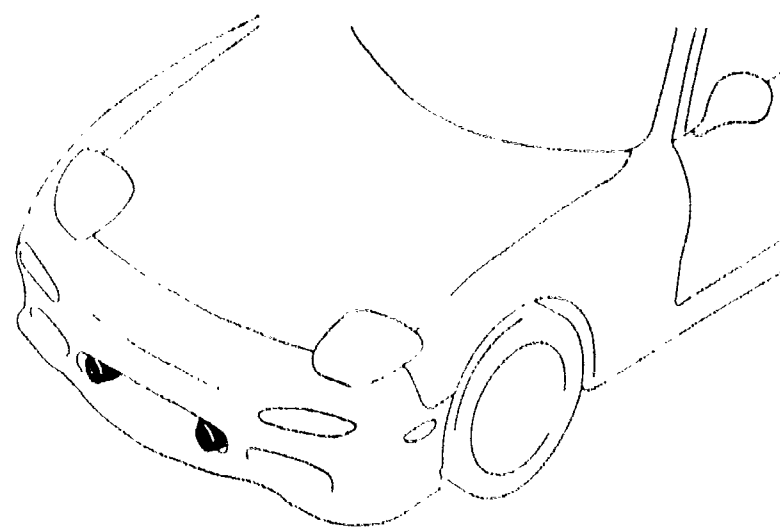


51-060B
51-060X

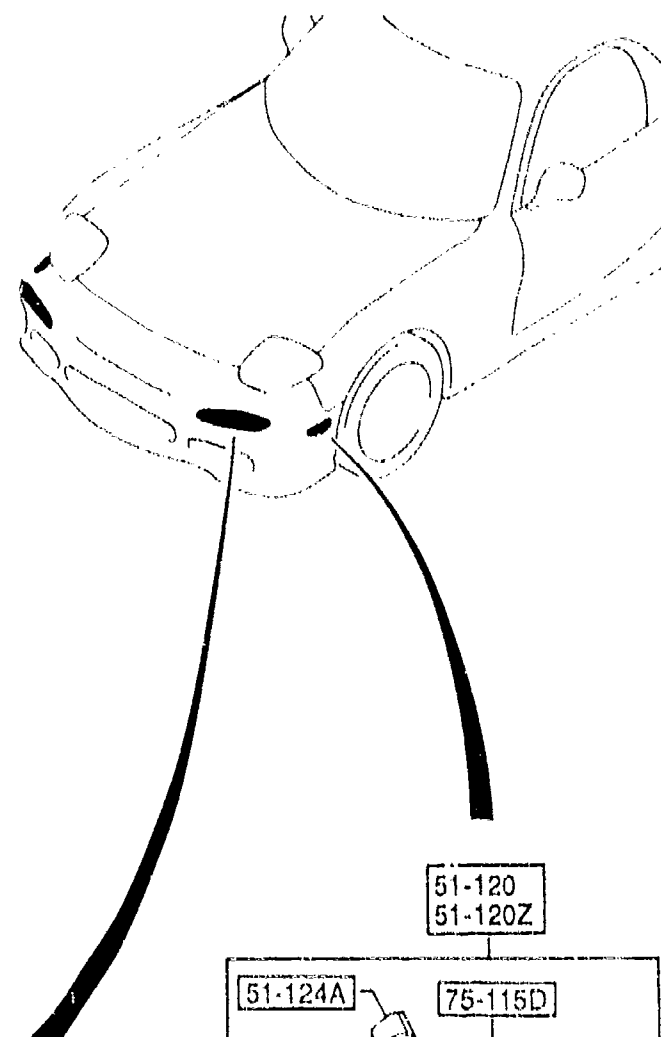
51-120
51-120Z



PART NO.	QTY	MODEL/RESTRICTION	MODEL/RESTRICTION	MODEL/RESTRICTION	FROM-TO
51-060B		LAMP(R),FRT. COMB.			
FD01-51-060D	1				
51-060H		BULB			
90701-7270	2	12V/27W			
51-060X		LAMP(L),FRT. COMB.			
FD01-51-070D	1				
51-062B		LENS & BODY(R),F. CO MB.			
FD01-51-06XB	1				
51-062Y		LENS & BODY(L),F. CO MB.			
FD01-51-07XB	1				
51-063		LENS(R),FRT COMB.			
FD01-51-061	1				
51-063Z		LENS(L),FRT COMB.			
FD01-51-071	1				
51-064D		SPRING,FRT. COMB.			
FD01-51-057	2				
51-064J		SCREW,TAPPING			
FD01-51-1E6	4				
51-065G		SOCKET,F. COMB. LAMP			
FD01-51-064A	2				
51-066D		BRACKET,FRONT COMB. LAMP			
FD01-51-056	2				
51-069A		TUBE,HEAD LAMP			
NA01-51-069	2				
51-120		LAMP(R),SIDE TURN			
FD01-51-5E0B	1				
51-120Z		LAMP(L),SIDE TURN			

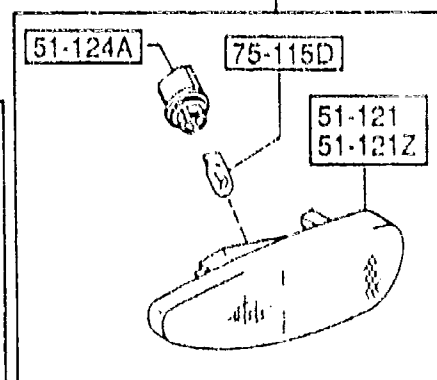
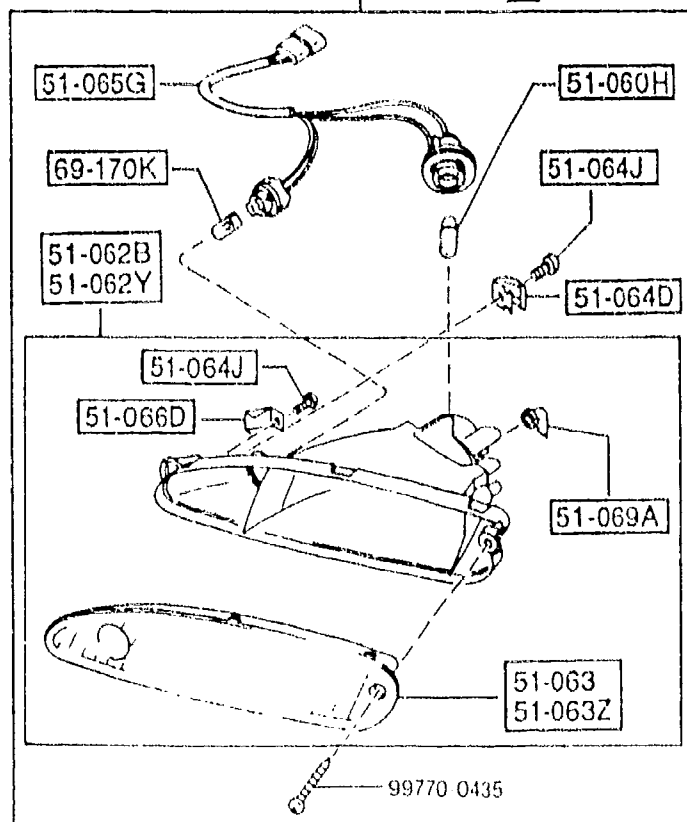


PART NO.	QTY	MODEL/RESTRICTION	MODEL/RESTRICTION	MODEL/RESTRICTION	FROM-TO
CONT'D FD01-51-5F0B	1				
51-121		LENS & BODY(R)			
FD01-51-5E1B	1				
51-121Z		LENS & BODY(L)			
FD01-51-5F1B	1				
51-124A		SOCKET, SIDE TURN			
H380-51-5E2	2				
51-6A5		SCREW, F. FOG LAMP			
FD01-51-6A5	8	(W/STEEL SUN ROOF) (W/GLASS SUN ROOF)			
51-6G1A		UNIT, FOG LAMP			
FD01-51-6G1A	2	(W/STEEL SUN ROOF) (W/GLASS SUN ROOF)			
51-6G2		HOUSING(R), FOG LAMP			
F100-51-68YA	1	(W/STEEL SUN ROOF) (W/GLASS SUN ROOF)			
51-6G8		BOLT, SPECIAL			
FD01-51-6G8	2	(W/STEEL SUN ROOF) (W/GLASS SUN ROOF)			
51-6G9		SCREW, ADJUST			
F100-51-6G9	2	(W/STEEL SUN ROOF) (W/GLASS SUN ROOF)			
51-6H2		HOUSING(L), FOG LAMP			
F100-51-69YB	1	(W/STEEL SUN ROOF) (W/GLASS SUN ROOF)			
51-6H7		SCREW, GROMMET			
FD01-51-6H7	2	(W/STEEL SUN ROOF) (W/GLASS SUN ROOF)			
51-614		GASKET			
FD01-51-682	2	(W/STEEL SUN ROOF) (W/GLASS SUN ROOF)			
51-614Y		GASKET(L)			

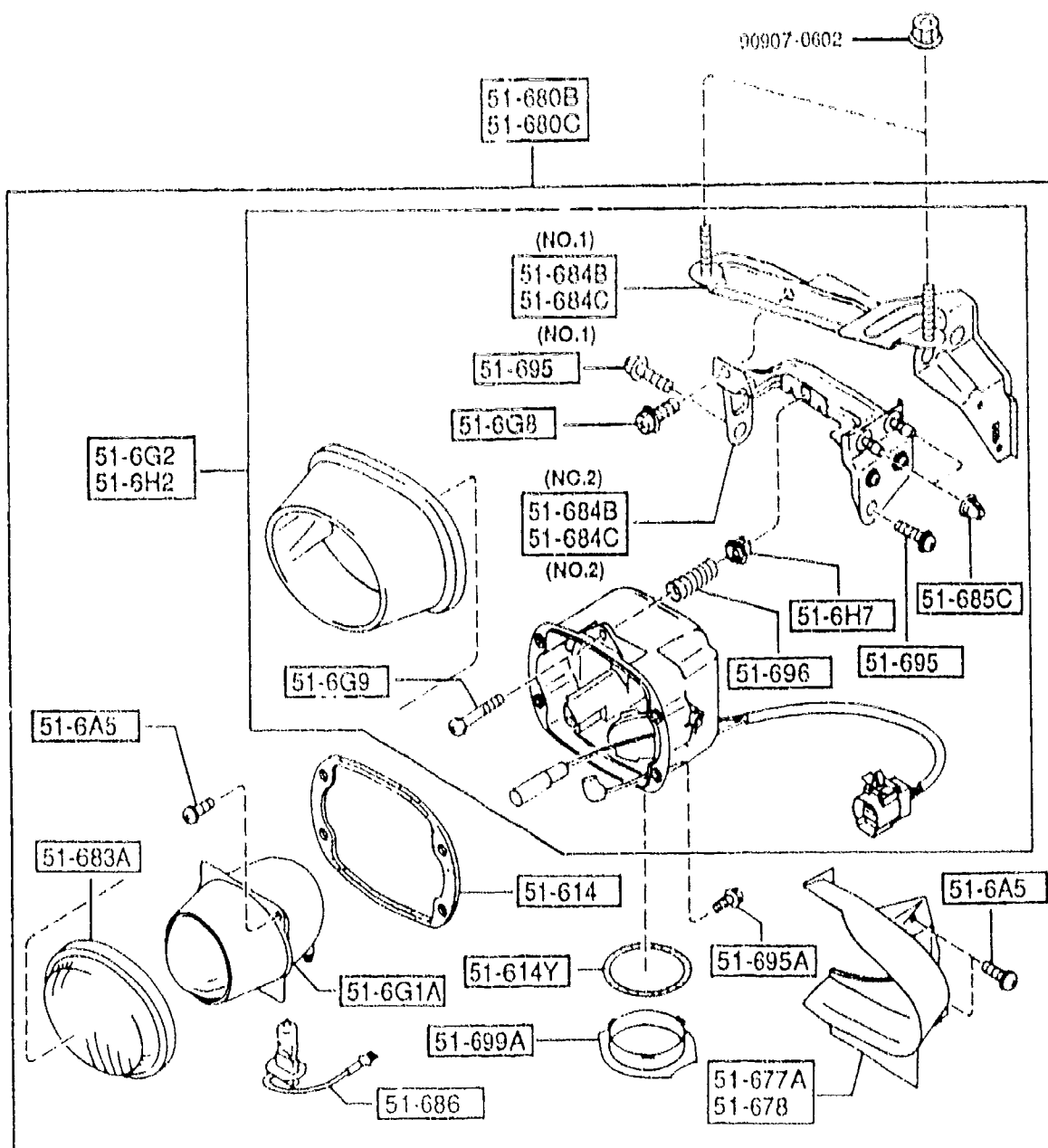
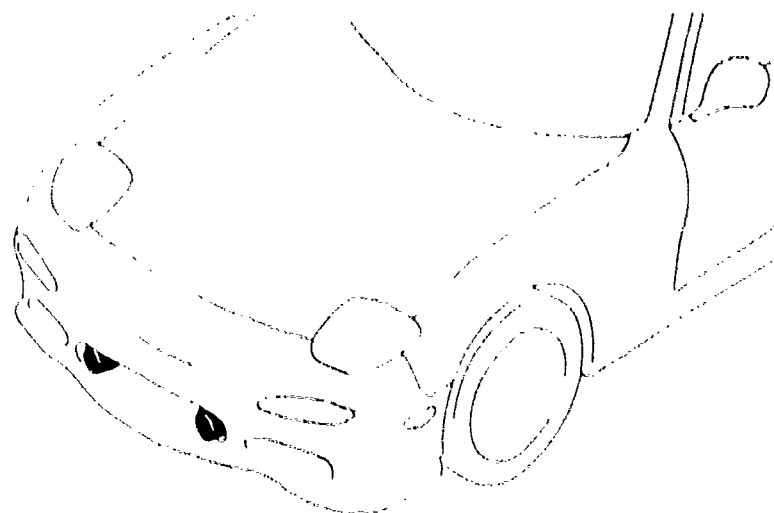


51-060B
51-060X

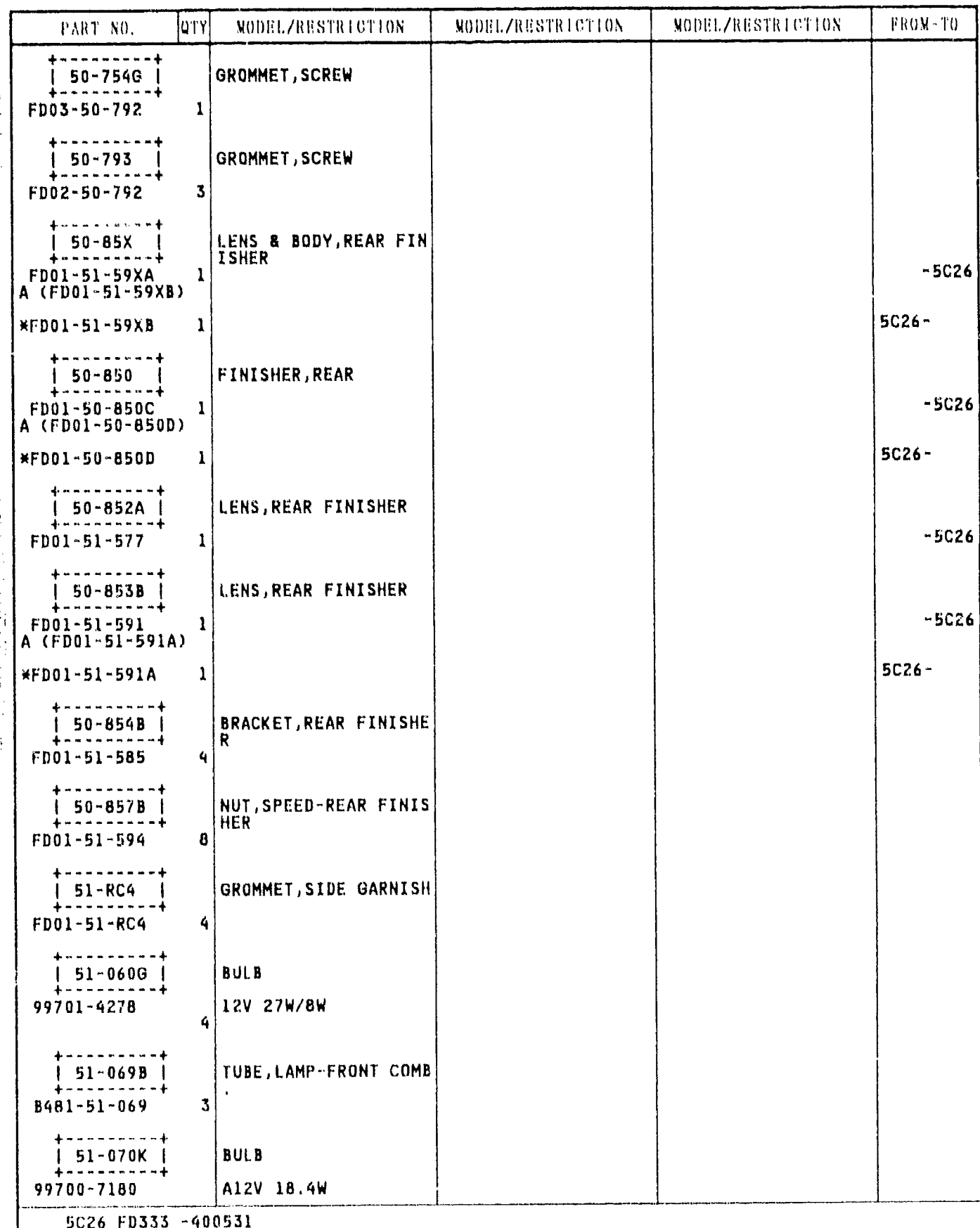
51-120
51-120Z



PART NO.	QTY	MODEL/RESTRICTION	MODEL/RESTRICTION	MODEL/RESTRICTION	FROM-TO
CONT'D FD01-51-692	2	(W/STEEL SUN ROOF) (W/GLASS SUN ROOF)			
51-677A		COVER(R), FOG LAMP			
FD01-51-677	1	(W/STEEL SUN ROOF) (W/GLASS SUN ROOF)			
51-678		COVER(L), FOG LAMP			
FD01-51-678	1	(W/STEEL SUN ROOF) (W/GLASS SUN ROOF)			
51-680B		LAMP(R), F. FOG			
F111-51-680	1	(W/STEEL SUN ROOF) (W/GLASS SUN ROOF)			
51-680C		LAMP(L), F. FOG			
F111-51-690	1	(W/STEEL SUN ROOF) (W/GLASS SUN ROOF)			
51-683A		LENS, FRONT FOG LAMP			
FD01-51-683	2	(W/STEEL SUN ROOF) (W/GLASS SUN ROOF)			
51-684B		BRACKET(R), F. FOG LAMP			
FD01-51-684A	1	(ILLUST. NO.1) (W/STEEL SUN ROOF) (W/GLASS SUN ROOF)			
FD02-51-684	1	(ILLUST. NO.2) (W/STEEL SUN ROOF) (W/GLASS SUN ROOF)			
51-684C		BRACKET(L), LAMP-F. FOG			
FD01-51-694A	1	(ILLUST. NO.1) (W/STEEL SUN ROOF) (W/GLASS SUN ROOF)			
FD02-51-694	1	(ILLUST. NO.2) (W/STEEL SUN ROOF) (W/GLASS SUN ROOF)			
51-685C		CLIP			
FD01-51-674	4	(W/STEEL SUN ROOF) (W/GLASS SUN ROOF)			
51-686		BULB, FRONT FOG LAMP			
B01A-51-686	2	(W/STEEL SUN ROOF) (W/GLASS SUN ROOF)			



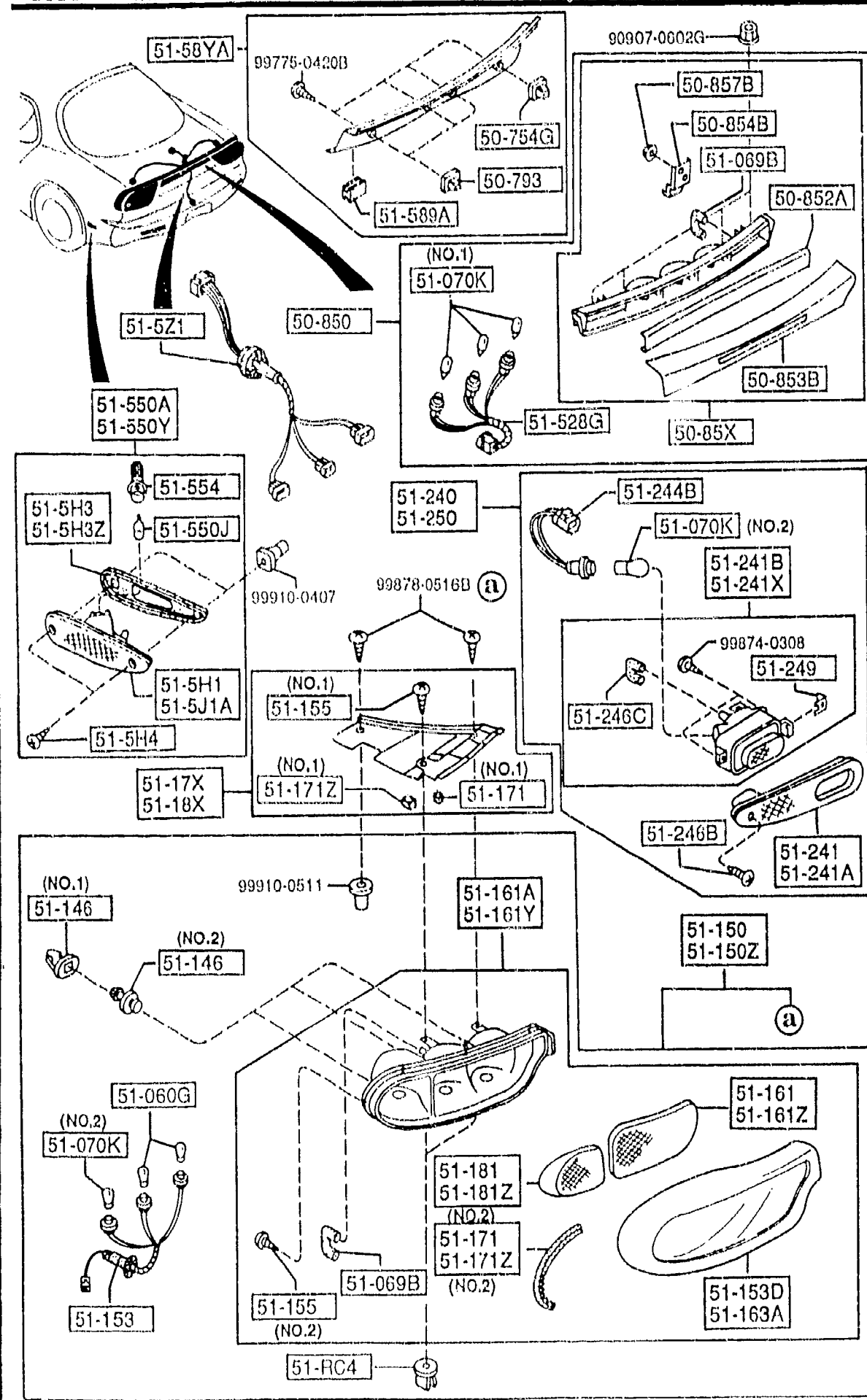
PART NO.	QTY	MODEL/RESTRICTION	MODEL/RESTRICTION	MODEL/RESTRICTION	FROM TO
51-695		SCREW, FRONT FOG LAMP			
FD01-51-695	4	(W/STEEL SUN ROOF) (W/GLASS SUN ROOF)			
51-695A		SCREW, LAMP			
FD01-51-671	8	(W/STEEL SUN ROOF) (W/GLASS SUN ROOF)			
51-696		SPRING, FRONT FOG LAMP			
FD01-51-696	2	(W/STEEL SUN ROOF) (W/GLASS SUN ROOF)			
51-699A		COVER, F. FOG LAMP			
FD01-51-676	2	(W/STEEL SUN ROOF) (W/GLASS SUN ROOF)			
69-170K		BULB, INTERIOR MIRROR			
99701-6050	2	12V 5W			
75-115D		BULB			
99701-6049	2	12V 3CP			



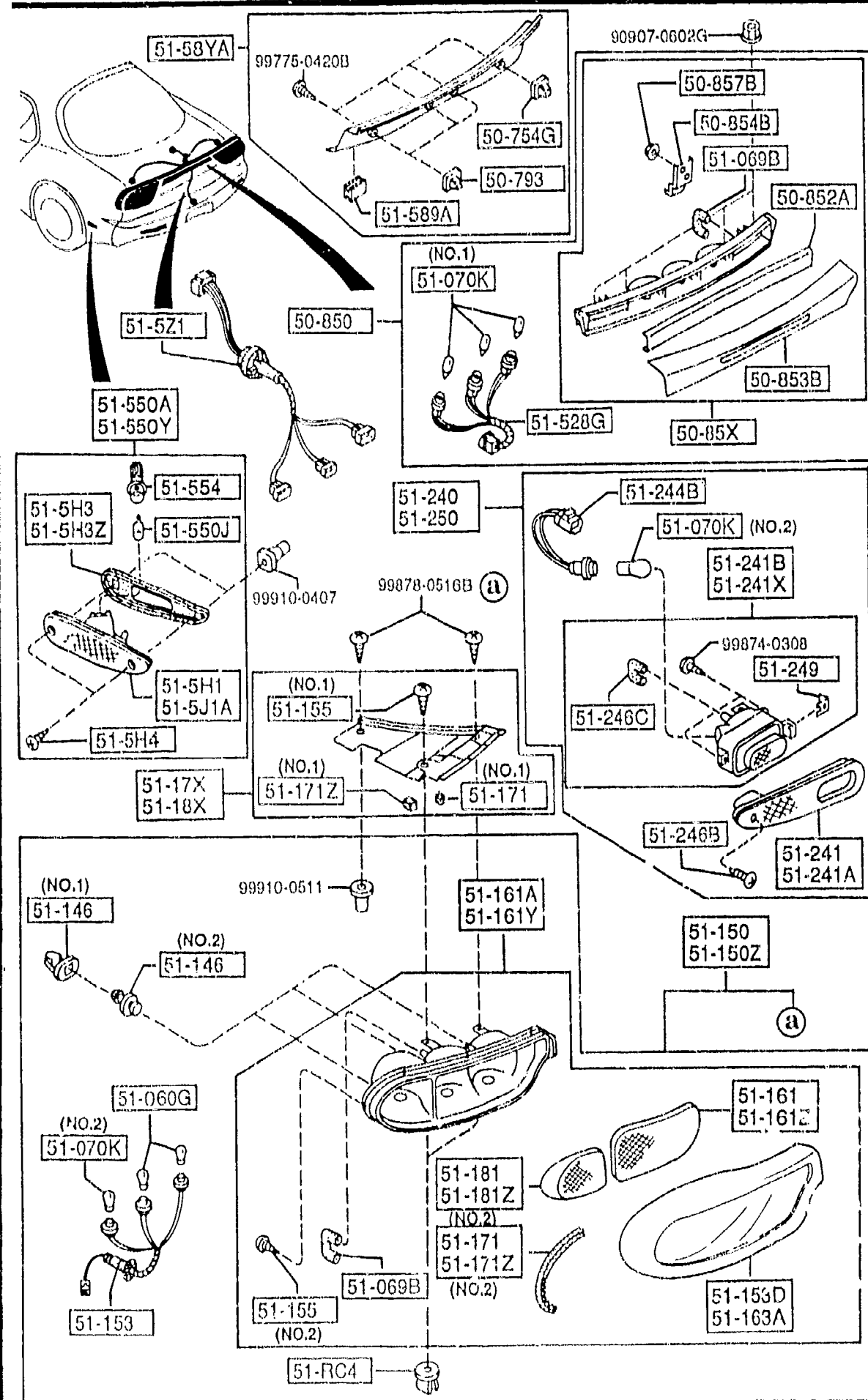
5026 FD333 -400531

5110 REAR COMBINATION LAMPS

5110 -2 REAR COMBINATION LAMPS

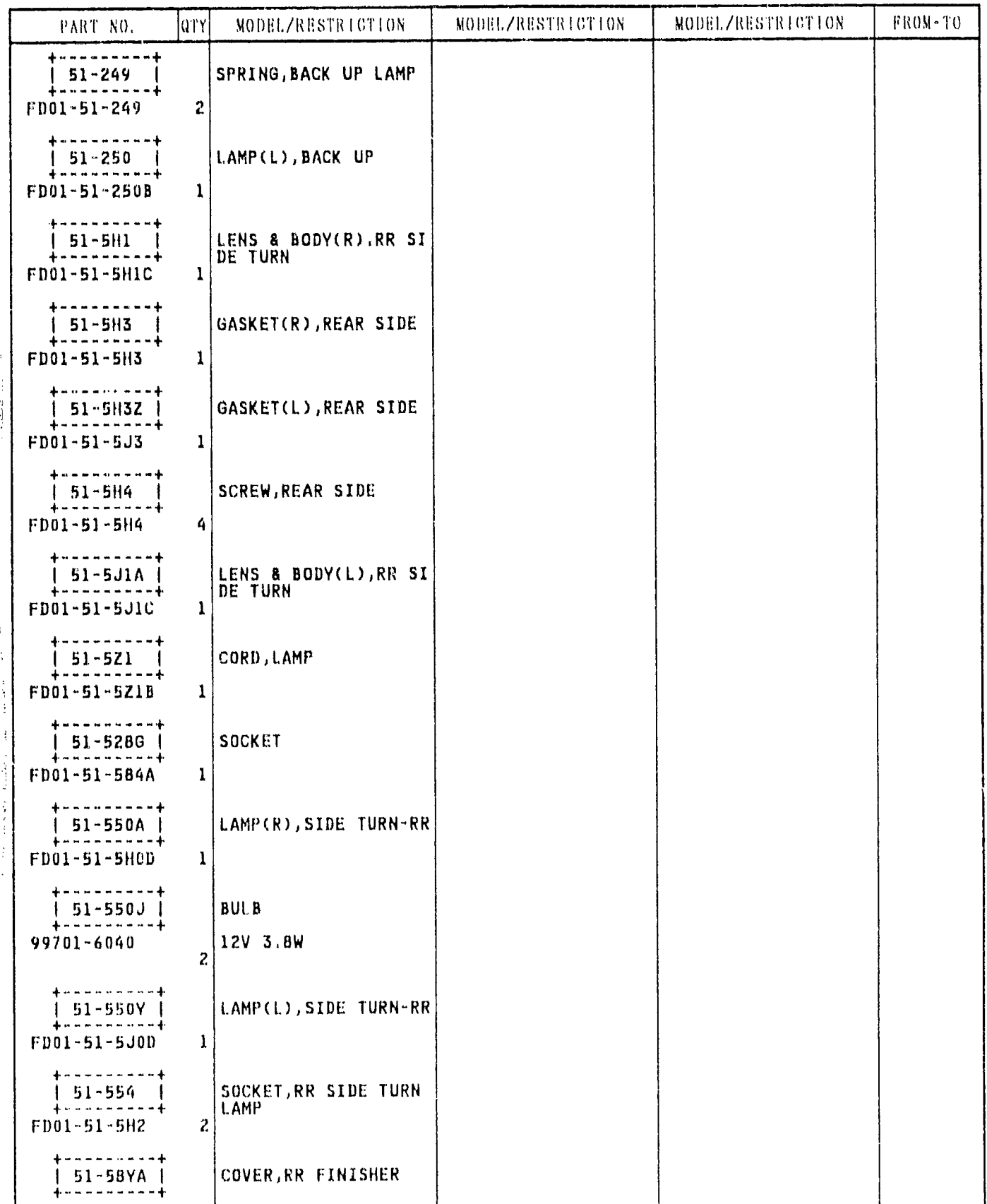


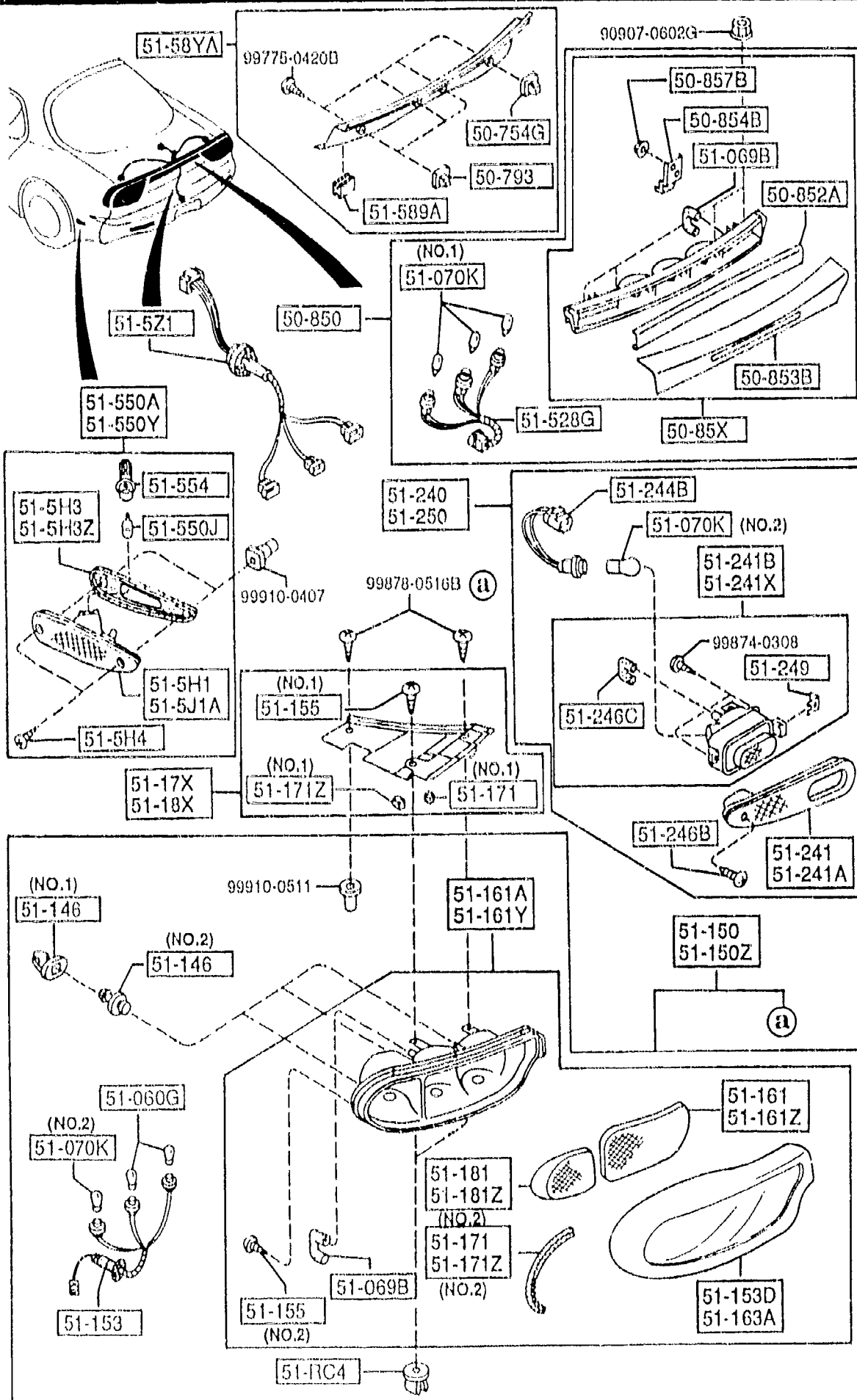
PART NO.	QTY	MODEL/RESTRICTION	MODEL/RESTRICTION	MODEL/RESTRICTION	FROM-TO
CONT'D	3	(ILLUST. NO.1)			
99701-3270	4	12V 27W (ILLUST. NO.2)			
51-146		GROMMET, SCREW-R.COMB			
EA02-51-146A	6	(ILLUST. NO.1)			
EA04-51-146A	6	(ILLUST. NO.2)			
51-150		LAMP SET(R),RR.COMB.			
8BFH-51-150	1				
51-150Z		LAMP SET(L),RR.COMB.			
8BFH-51-160	1				
51-153		SOCKET,RR.COMB.			
FD01-51-155B	2				
51-153D		LENS NO.3(R),RR COMB .LAMP			
FD01-51-153B	1				
51-155		SCREW,RR.COMB.			
FD01-51-143	2	(ILLUST. NO.1)			
FD01-51-144	12	(ILLUST. NO.2)			
51-161		LENS(R),RR.COMB.			
FD01-51-151	1				
51-161A		LENS & BODY(R),RR CO MB.			
FD01-51-170B	1				
51-161Y		LENS & BODY(L),RR CO MB.			
FD01-51-180B	1				
51-161Z		LENS(L),RR.COMB.			
FD01-51-161	1				
51-163A		LENS NO.3(L),RR COMB .LAMP			
FD01-51-163B	1				
51-17X		COVER(R),RR.COMB.			
FD01-51-17XE	1				



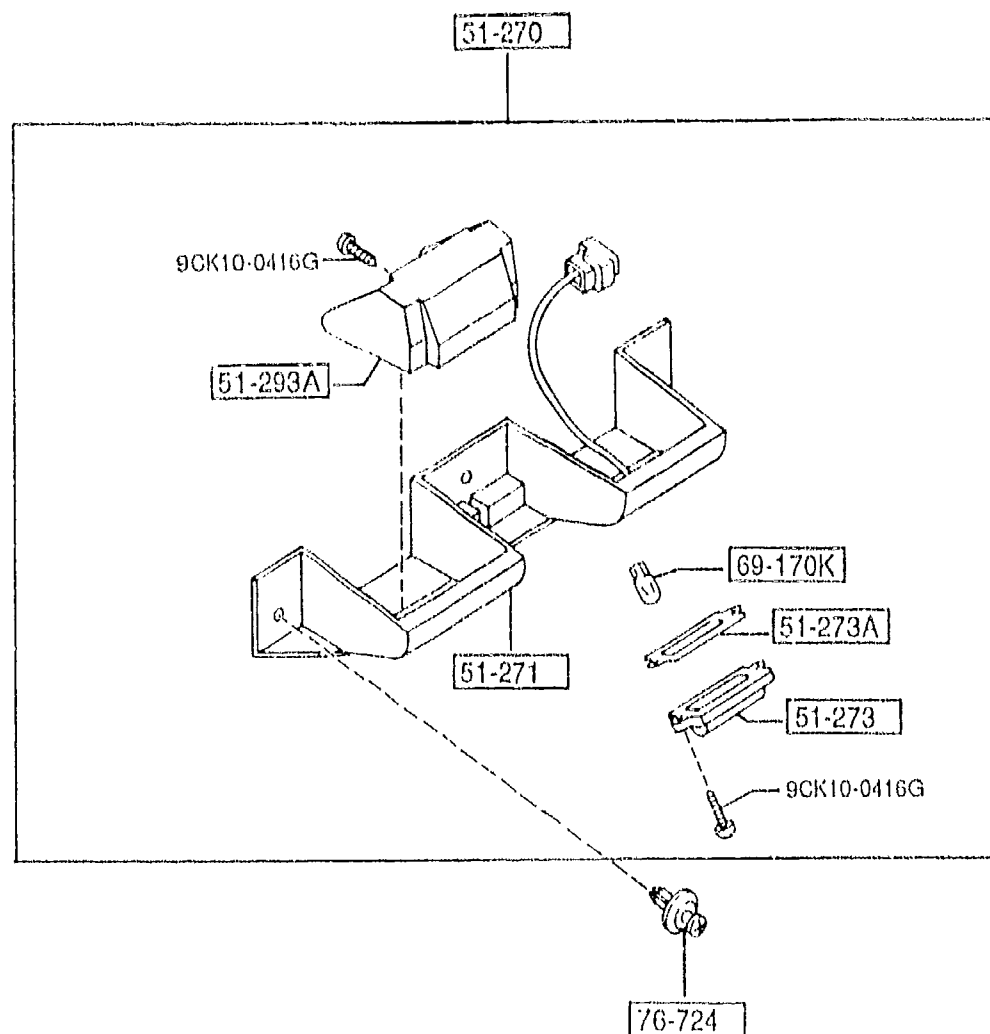
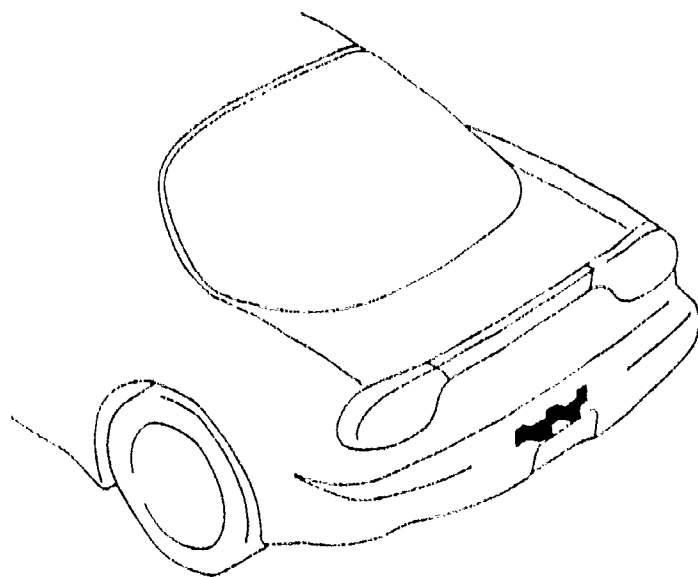
PART NO.	QTY	MODEL/RESTRICTION	MODEL/RESTRICTION	MODEL/RESTRICTION	FROM-TO
51-171		PROTECTOR(R),RR.COMB			
FD01-51-173	1	(ILLUST. NO.2)			
FD02-51-159	2	(ILLUST. NO.1)			
51-171Z		PROTECTOR(L),RR.COMB			
FD02-51-169	4	(ILLUST. NO.1)			
FD01-51-183	1	(ILLUST. NO.2)			
51-18X		COVER(L),RR.COMB.			
FD01-51-18XE	1				
51-181		LENS NO.2(R),RR.COMB			
FD01-51-152	1				
51-181Z		LENS NO.2(L),RR.COMB			
FD01-51-162	1				
51-240		LAMP(R),BACK UP			
FD01-51-240B	1				
51-241		HOUSING(R),BACK UP LAMP			
FD01-51-241B	1				
51-241A		HOUSING(L),BACK UP LAMP			
FD01-51-251B	1				
51-241B		LENS & BODY(R),BACK UP			
FD01-51-24XA	1				
51-241X		LENS & BODY(L),BACK UP			
FD01-51-25XA	1				
51-2443		SOCKET,BACK UP LAMP			
FD01-51-244	2				
51-246B		SCREW,BACK LAMP			
FD01-51-248	2				
51-246C		TUBE,BACK UP LAMP			
FD01-51-246	2				

4A03 FD333 -400014

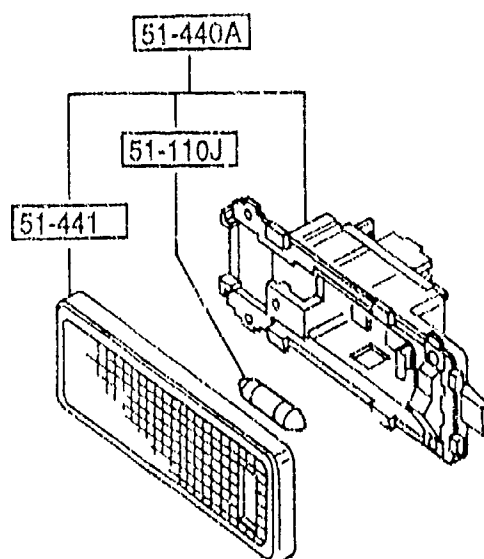
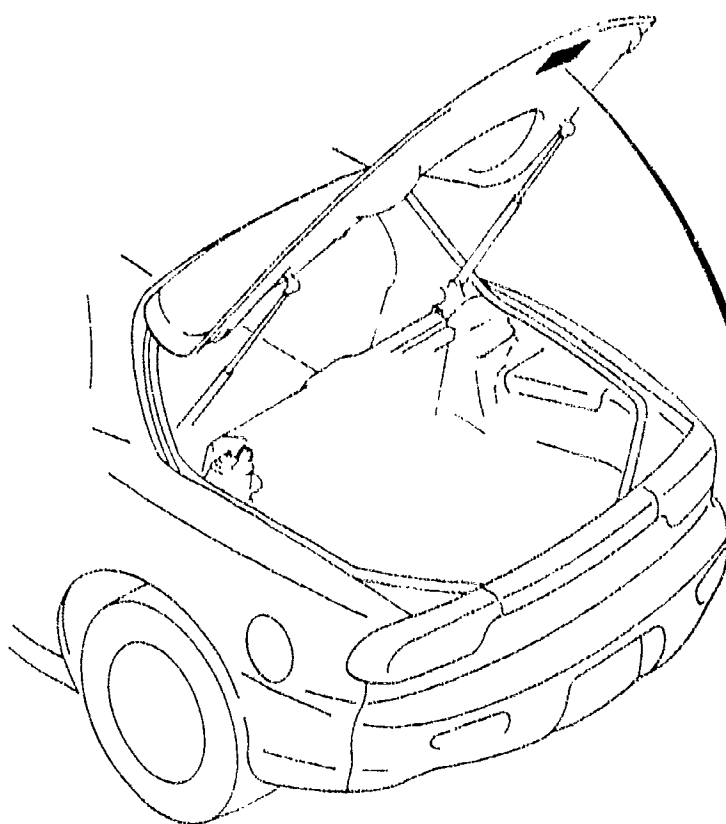




PART NO.	QTY	MODEL/RESTRICTION	MODEL/RESTRICTION	MODEL/RESTRICTION	FROM-TO
CONT'D FD01-51-58YC	1				
51-589A		PROTECTOR, COVER			
FD01-51-589	4				

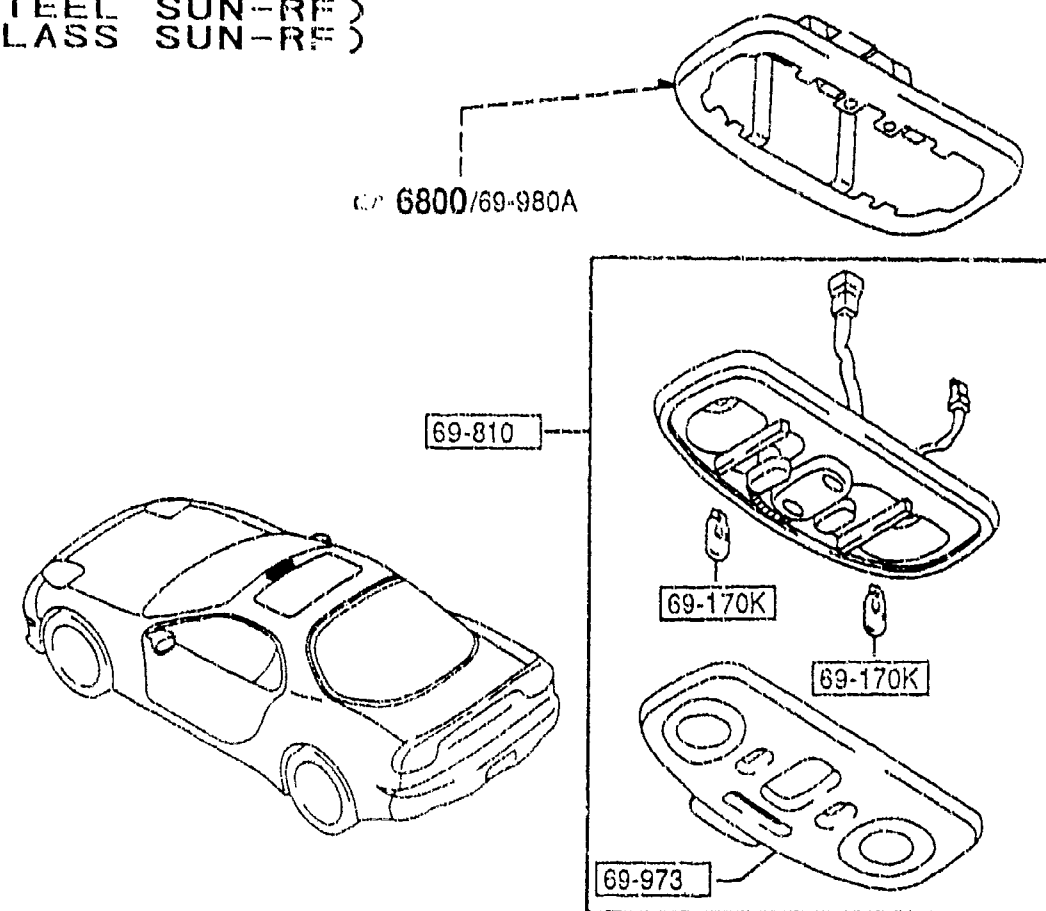


PART NO.	QTY	MODEL/RESTRICTION	MODEL/RESTRICTION	MODEL/RESTRICTION	FROM-TO
51-270 FD01-51-270C	1	LAMP, LICENSE			
51-271 FD01-51-261A	1	BRACKET, LICENSE LAMP			
51-273 G225-51-274B	2	LENS, LICENSE LAMP			
51-273A G225-51-273	2	GASKET, LICENSE			
51-293A FD01-51-293	2	COVER, LICENSE LAMP			
69-170K 99701-6050	2	BULB, INTERIOR MIRROR 12V 5W			
76-724 B092-51-833	3	RIVET			

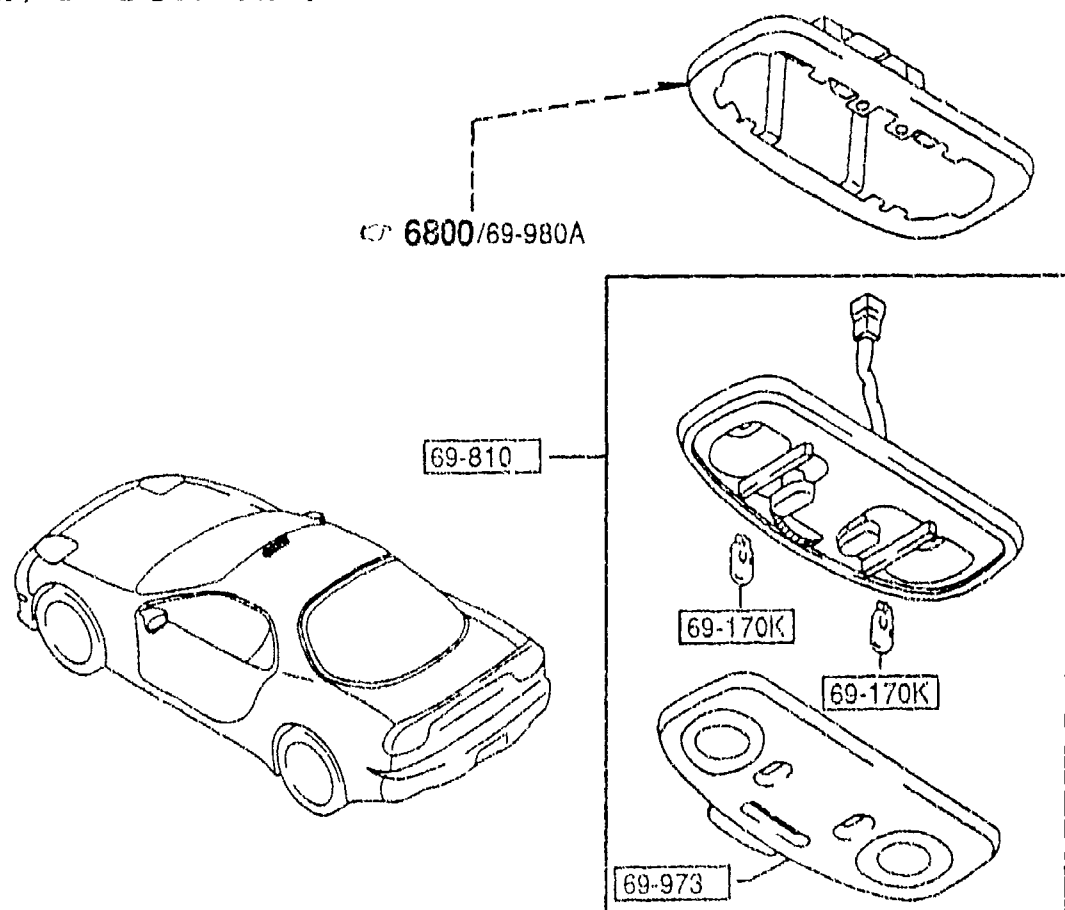


PART NO.	QTY	MODEL/RESTRICTION	MODEL/RESTRICTION	MODEL/RESTRICTION	FROM-TO
51-110J		BULB			
99700-5080	1	12V/0W			
51-440A		LAMP,CARGO ROOM			
LA01-51-440	1				
51-441		LENS			
G225-51-441	1				

(STEEL SUN-RF)
(GLASS SUN-RF)


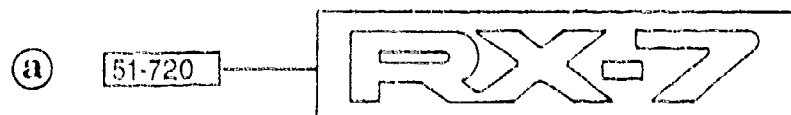
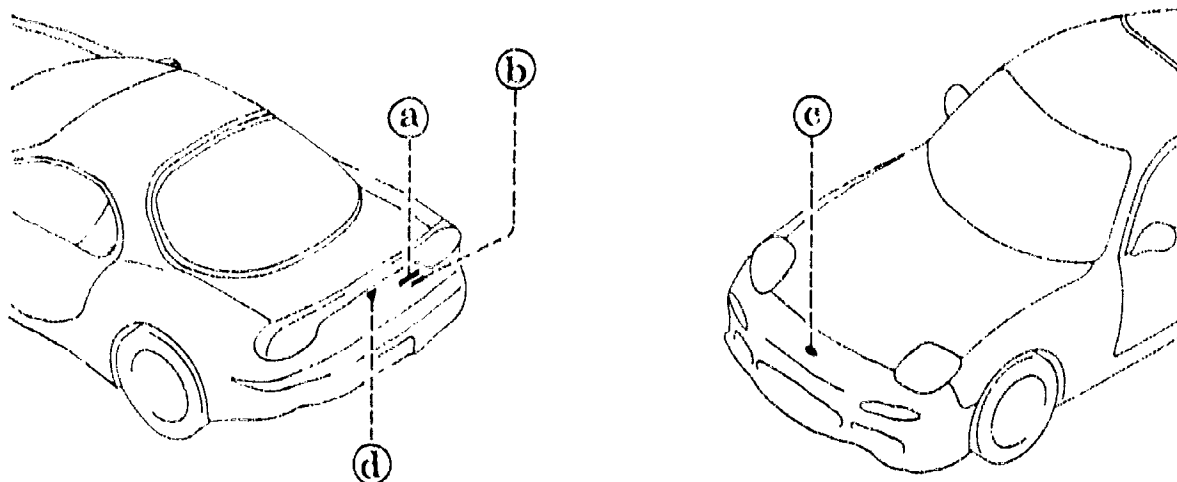


(W/O SUN-RF)

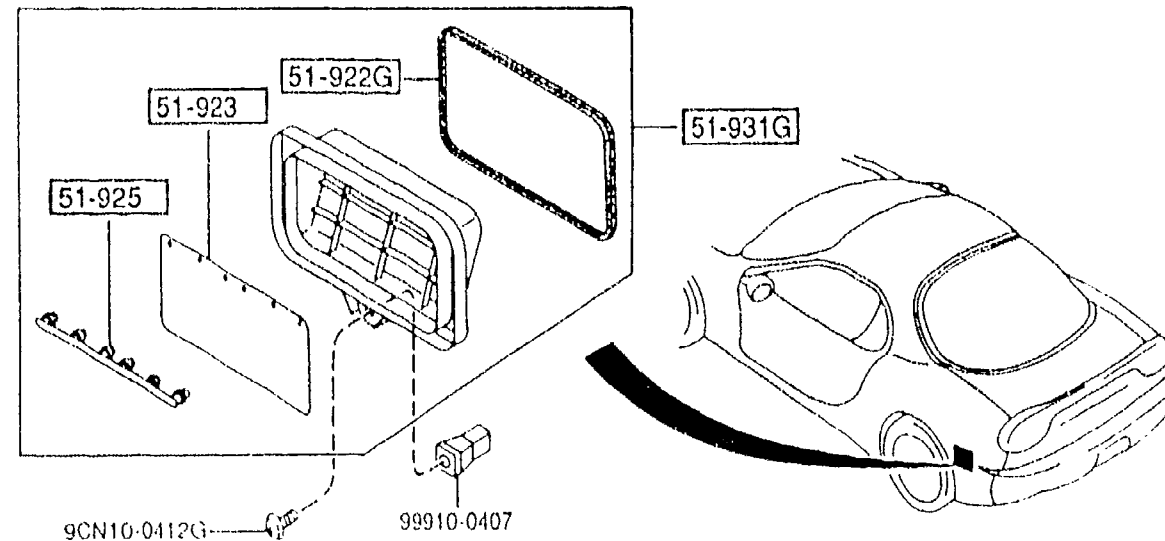


PART NO.	QTY	MODEL/RESTRICTION	MODEL/RESTRICTION	MODEL/RESTRICTION	FROM-10
69-170K		BULB, INTERIOR MIRROR			
99701-6050	2	12V 5W			
69-810		CONSOLE, OVERHEAD			
FD01-69-970D	1	(W/STEEL SUN ROOF) (W/GLASS SUN ROOF)			
Q2	INT-	FE5 FE6 FE7 BLACK			
FD03-69-970D	1	(W/O SUN ROOF)			-5515
Q2	INT-	FE5 FE6 FE7 BLACK			
FD03-69-970E	1	(W/O SUN ROOF)			5515
Q2	INT-	FE5 FE6 FE7 BLACK			
69-973		LENS, OVERHEAD CONSOL			
EA01-69-973	1	(W/O SUN ROOF)			
EA05-69-973	1	(W/STEEL SUN ROOF) (W/GLASS SUN ROOF)			

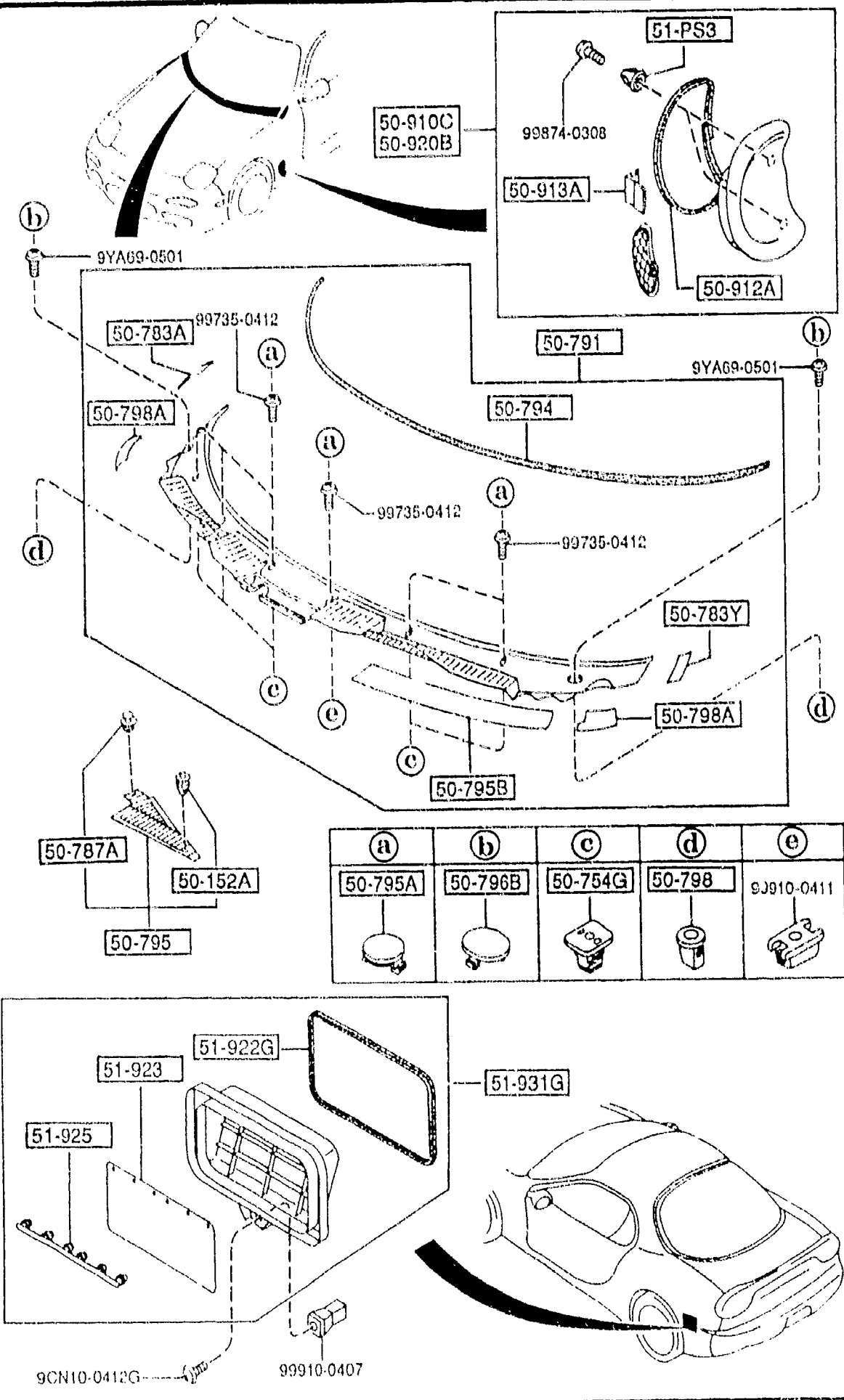
5515 FD333 -400229



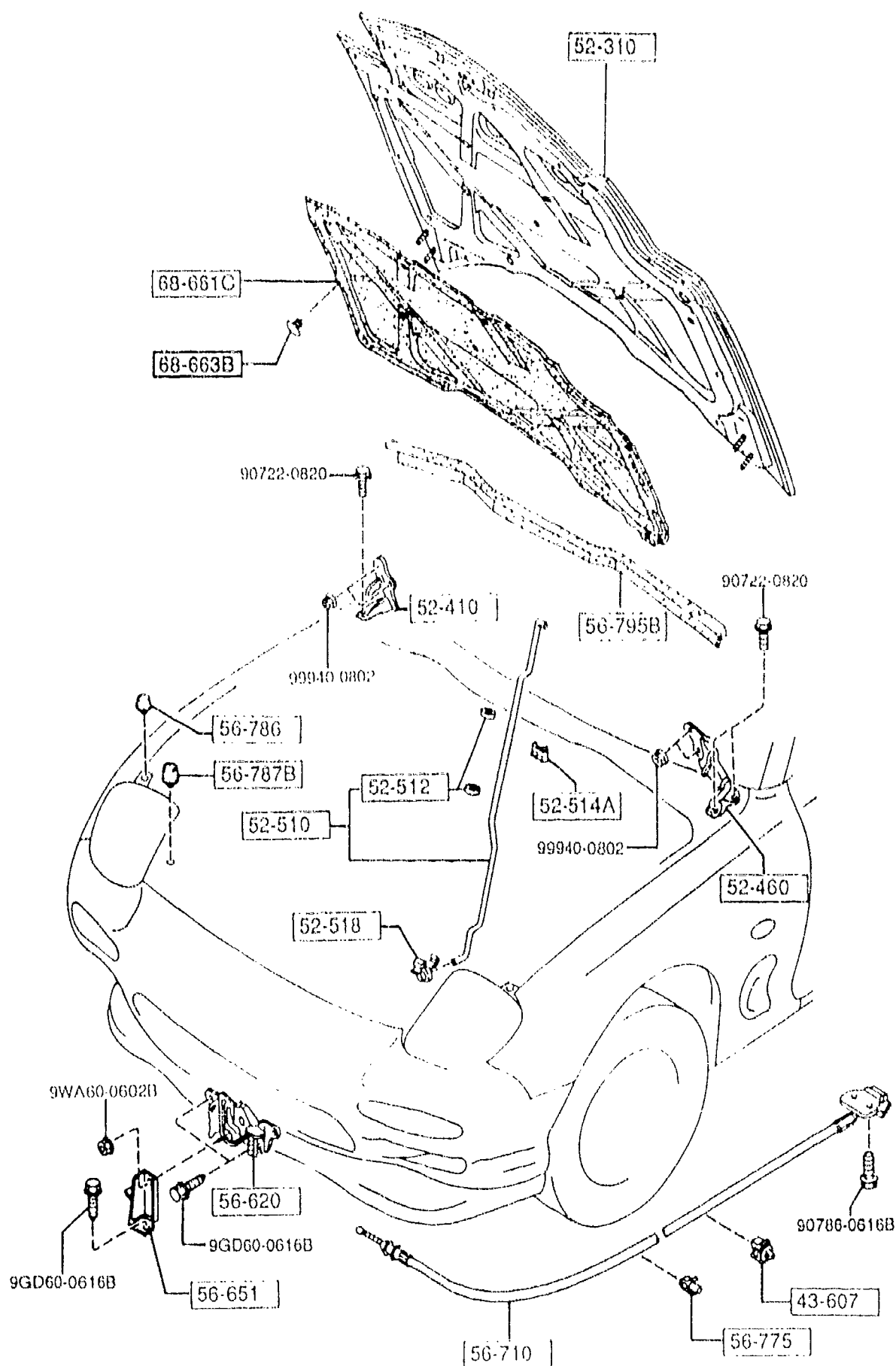
PART NO.	QTY	MODEL/RESTRICTION	MODEL/RESTRICTION	MODEL/RESTRICTION	FROM-TO
51-711B FD01-51-711A	1	ORNAMENT, MAKER NAME-REAR			
51-720 FD01-51-721C	1	ORNAMENT, CAR NAME-REAR			
51-740 FD02-51-731	1	MASCOT, FRONT			
51-741A FD02-51-741A	1	MASCOT, REAR			



CAT. AUFA06-04

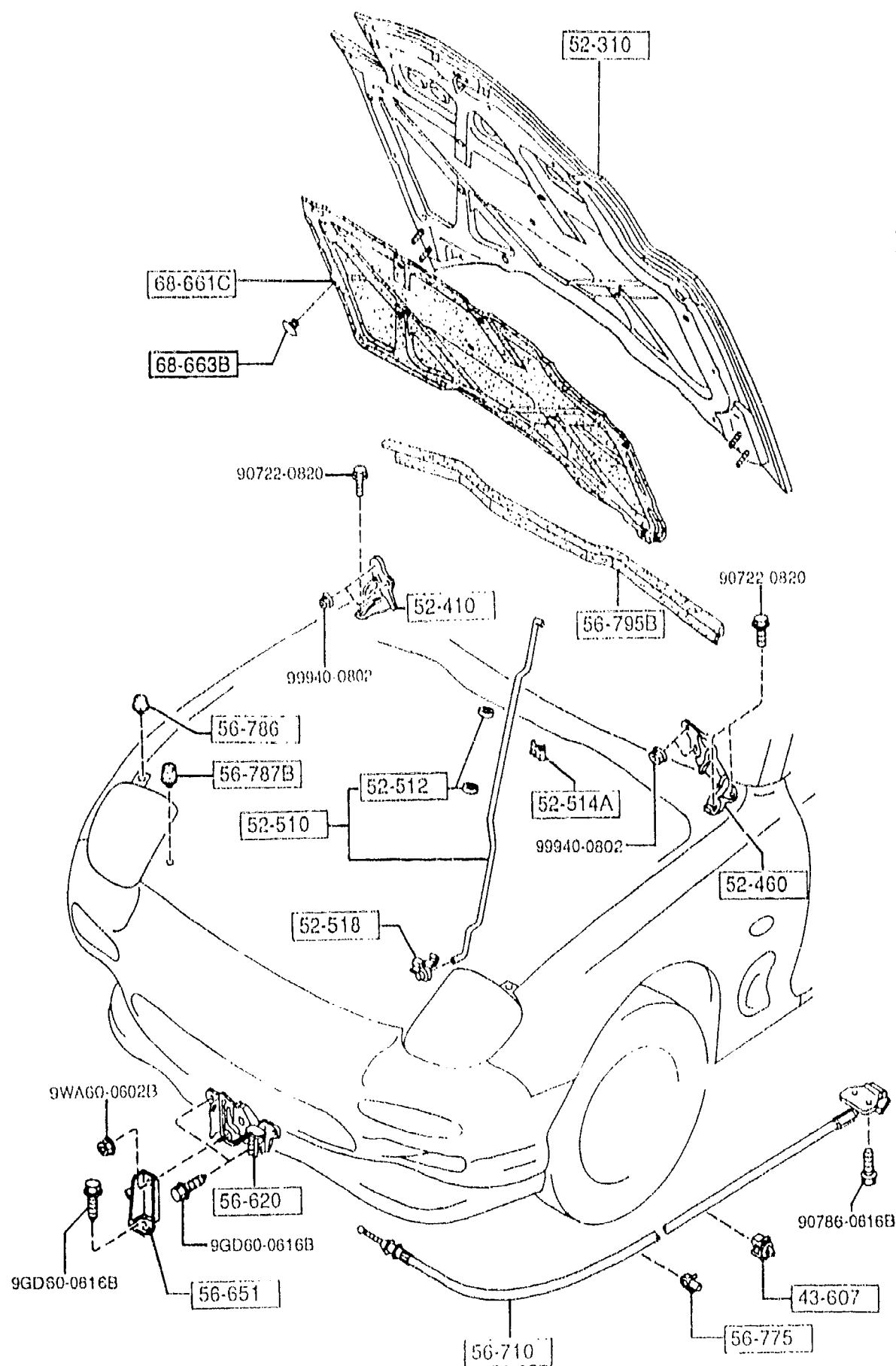


PART NO.	QTY	MODEL/RESTRICTION	MODEL/RESTRICTION	MODEL/RESTRICTION	FROM-TO
50-912A FD01-50-912	2	PROTECTOR, FENDER GRILLE			
50-913A FD01-50-913	2	CLIP, FENDER GRILLE			
50-920B FDY2-50-92XB	1	GRILLE(L), FENDER			
51-PS3 FD01-51-PS3	4	CLIP			
51-922G FD01-51-922A	1	GASKET, CHAMBER-EXTRACTOR			
51-923 FD01-51-923	1	VALVE, EXTRACT CHAMBER			
51-925 FD01-51-924	1	RETAINER, CHAMBER-EXTRACTOR			
51-931G FD01-51-920B	1	CHAMBER, EXTRACTOR			




PART NO.	QTY	MODEL/RESTRICTION	MODEL/RESTRICTION	MODEL/RESTRICTION	FROM-TO
43-607		CLIP,RR BRAKE PIPE			
G309-43-607	1				
52-310		BONNET			
FD01-52-310G	1				
52-410		HINGE(R), BONNET			
FD01-52-410B AN(FD01-52-410C)	1				-5508
FD01-52-410C	1				5508-
52-460		HINGE(L), BONNET			
FD01-52-420B AN(FD01-52-420C)	1				-5508
FD01-52-420C	1				5508-
52-510		STAY, BONNET			
FD01-56-650	1				
52-512		SPACER, BONNET STAY			
FB01-52-512	2				
52-514A		HOLDER, BONNET STAY-S HROUD			
FD01-56-642	1				
52-518		HOLDER, BONNET STAY			
G144-52-518B	1				
56-620		LOCK, BONNET			
FD01-56-620B	1				
56-651		STAY, LOCK-BONNET			
FD01-56-67X	1				
56-710		WIRE, RELEASE-BONNET			
FD01-56-720C	1				
56-775		CLIP, WIRE-BONNET			
D001-56-731	1				
56-786		RUBBER(C), CUSHION-BONNET			

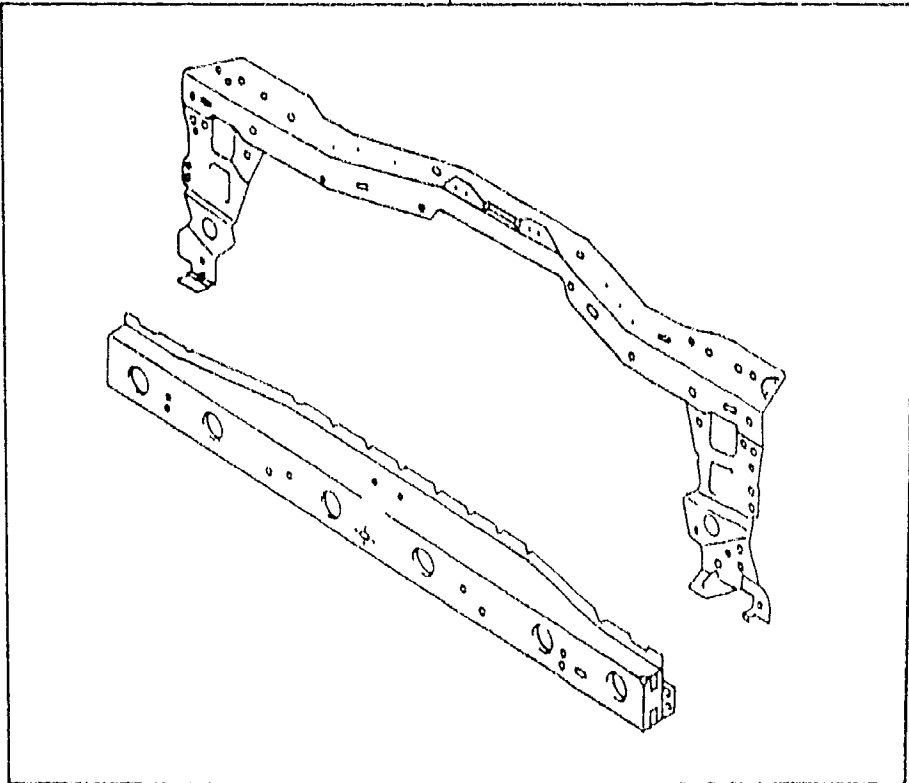
5508 FD333 -400229



PART NO.	QTY	MODEL/RESTRICTION	MODEL/RESTRICTION	MODEL/RESTRICTION	FROM-TO
CONT'D FB01-56-786A	2				
+-----+ 56-797B +-----+		RUBBER, CUSHION-BONNET FRT			
FB01-56-787B	2				
+-----+ 56-795B +-----+		WEATHERSTRIP, BONNET-REAR			
FD01-56-760R	1				
+-----+ 68-661C +-----+		INSULATOR, BONNET			
FD01-68-601C	1				
+-----+ 68-663B +-----+		FASTENER, BONNET			
GA2A-56-694	13				

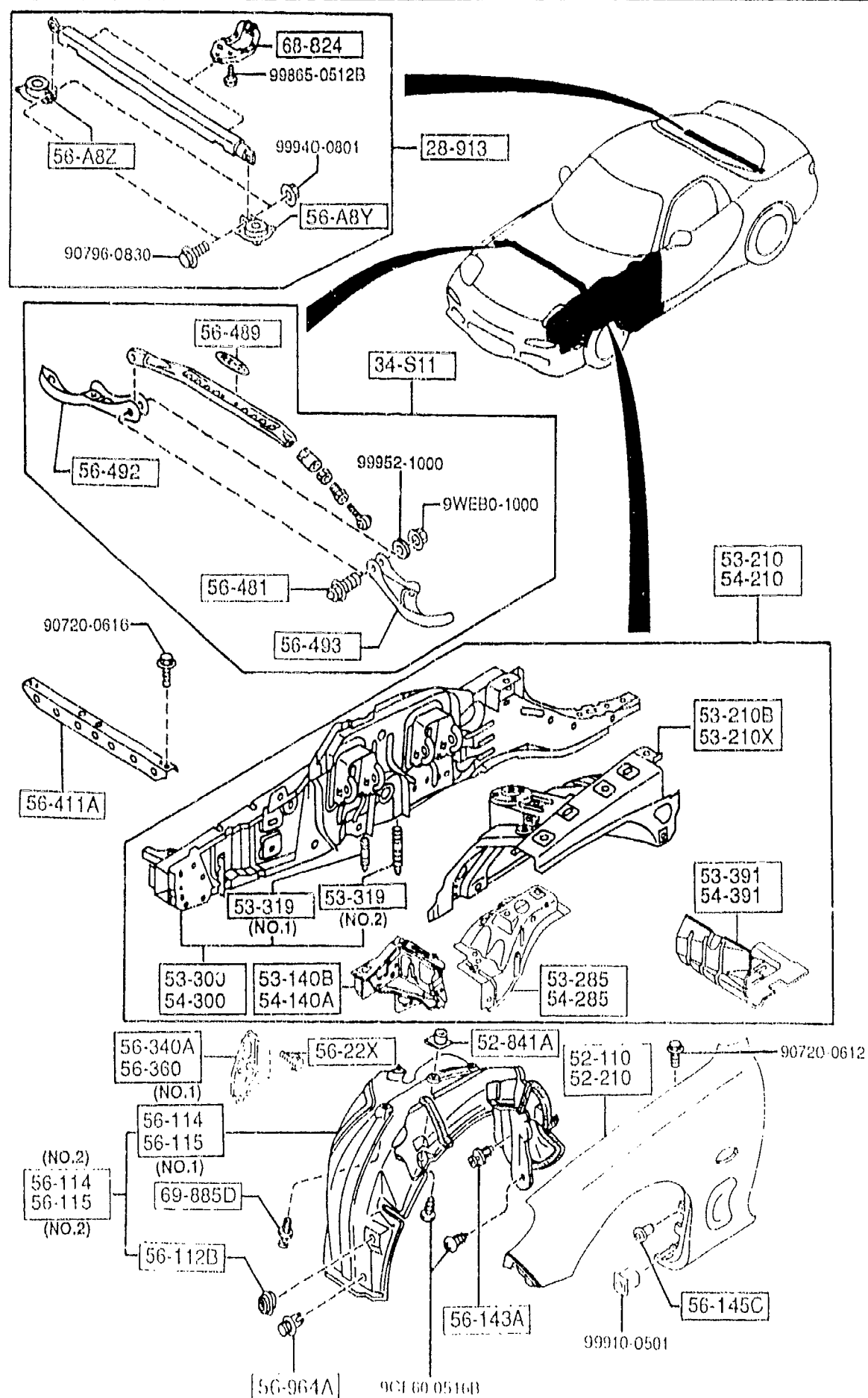


53-162



PART NO.	QTY	MODEL/RESTRICTION	MODEL/RESTRICTION	MODEL/RESTRICTION	FROM-TO
53-162 FD01-53-150A	1	MEMBER,CROSS			

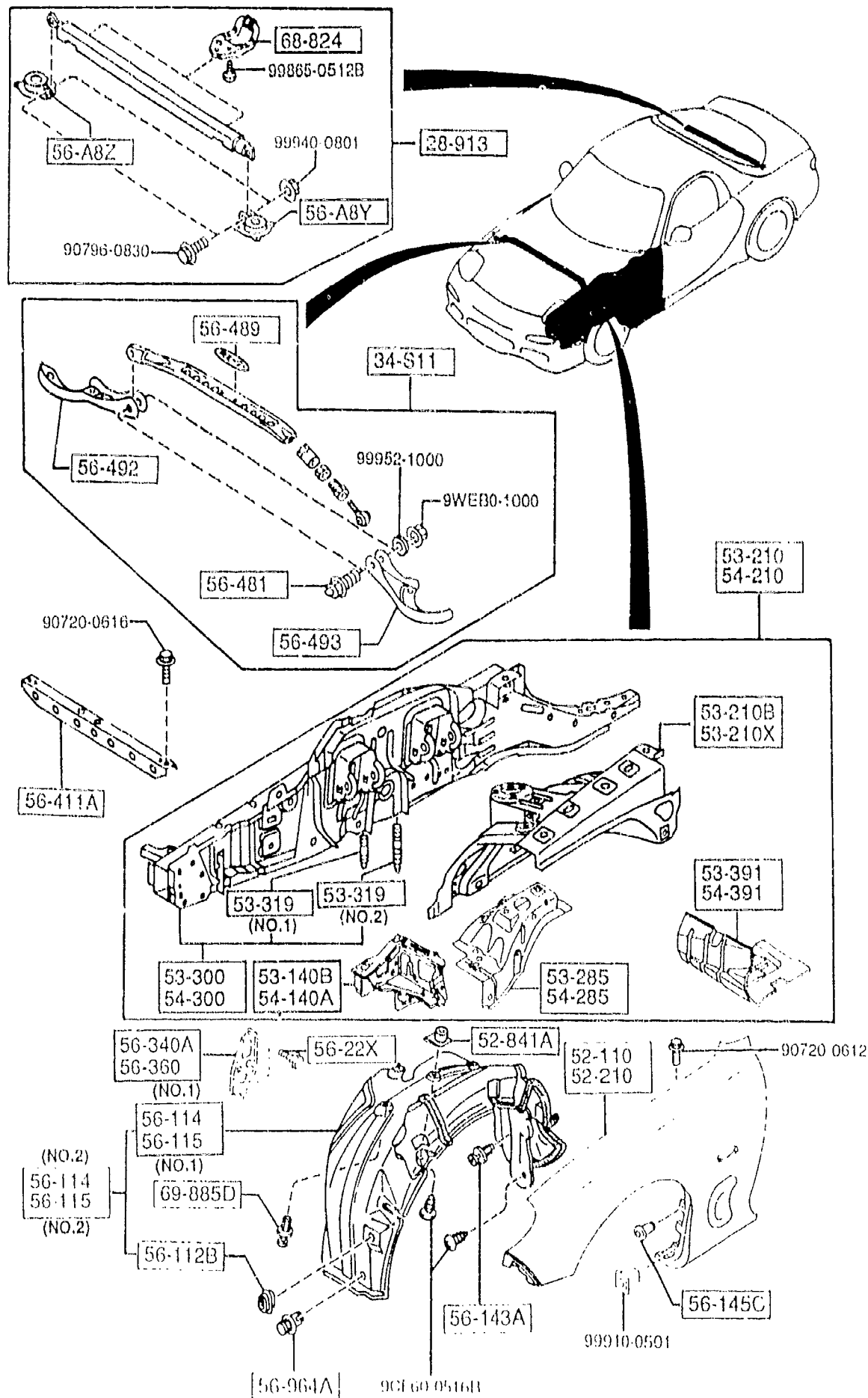
5320 -1 FENDER & WHEEL APRON PANELS



PART NO.	QTY	MODEL/RESTRICTION	MODEL/RESTRICTION	MODEL/RESTRICTION	FROM-TO
+-----+ 28-913 +-----+		BAR, STRUT			
FD15-56-38Y	1				
+-----+ 34-S11 +-----+		BAR, STRUT			
F111-56-48Z	1	(HARD SUSP)			
+-----+ 52-110 +-----+		PANEL(R), FENDER-FRT.			
FD01-52-111D	1				
+-----+ 52-210 +-----+		PANEL(L), FENDER-FRT.			
FD01-52-211D	1				
+-----+ 52-841A +-----+		NUT, CLIP			
B455-56-135	6				
+-----+ 53-140B +-----+		PANEL(R), SHROUD-SIDE			
FD01-53-12XJ	1				
+-----+ 53-210 +-----+		PANEL(R), APRON & FRAME			
FD01-53-200A	1				
+-----+ 53-210B +-----+		PANEL(R), WHEEL APRON			
FD01-53-210E	1				
+-----+ 53-210X +-----+		PANEL(L), WHEEL APRON			
FD01-54-210F	1				
+-----+ 53-285 +-----+		REINF.(R), WHL. APRON			
FD01-53-270A	1				
+-----+ 53-300 +-----+		FRAME(R), SIDE-FRONT			
FD01-53-300M	1				
+-----+ 53-319 +-----+		BOLT, MOUNT-MEMBER			
FD01-53-317A	2	(ILLUST. NO.1)			
FD01-53-318	2	(ILLUST. NO.2)			
+-----+ 53-391 +-----+		BOX(R), TORQUE			
FD01-53-391	1				

2-K12

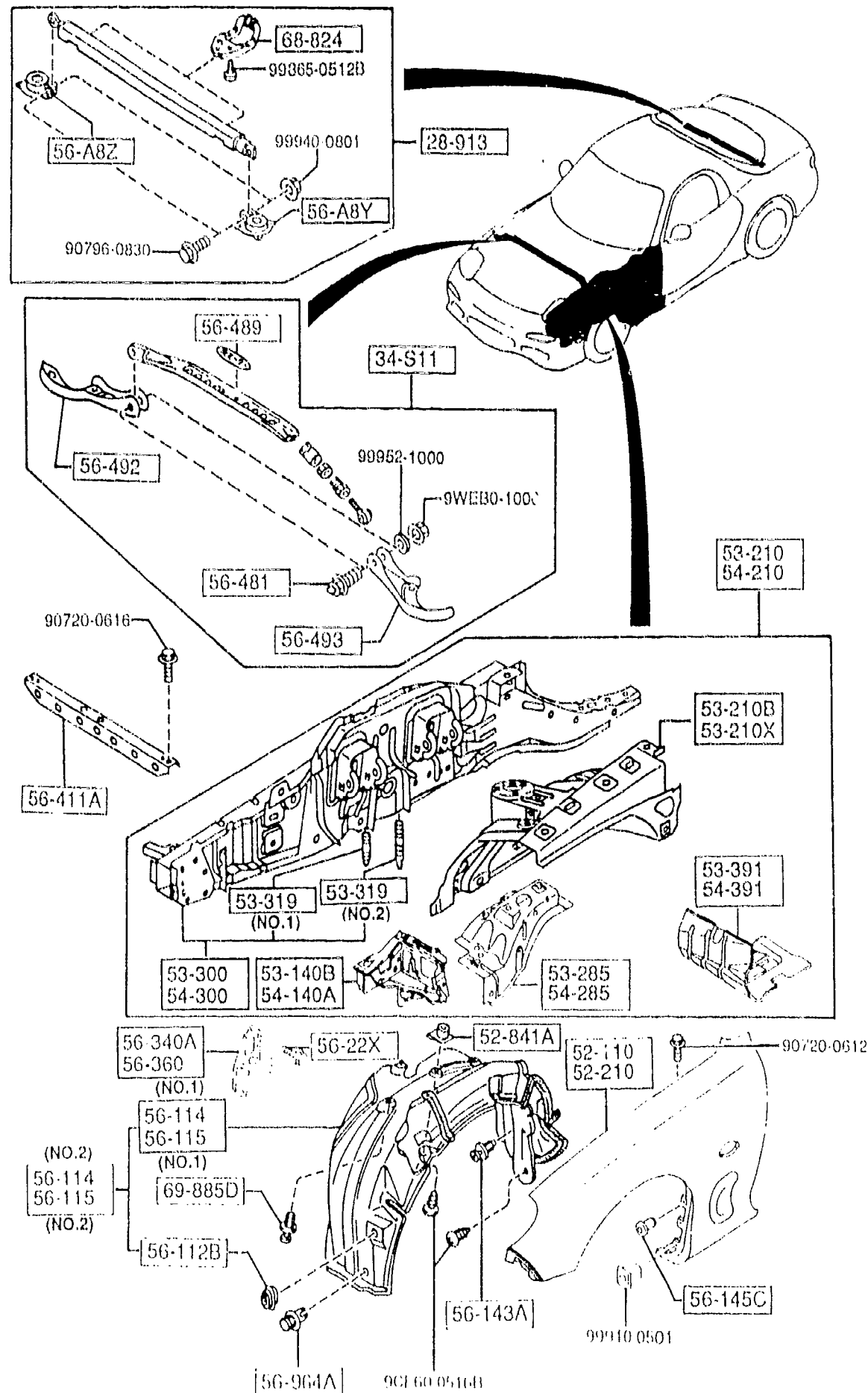
5320 FENDER & WHEEL APRON PANELS



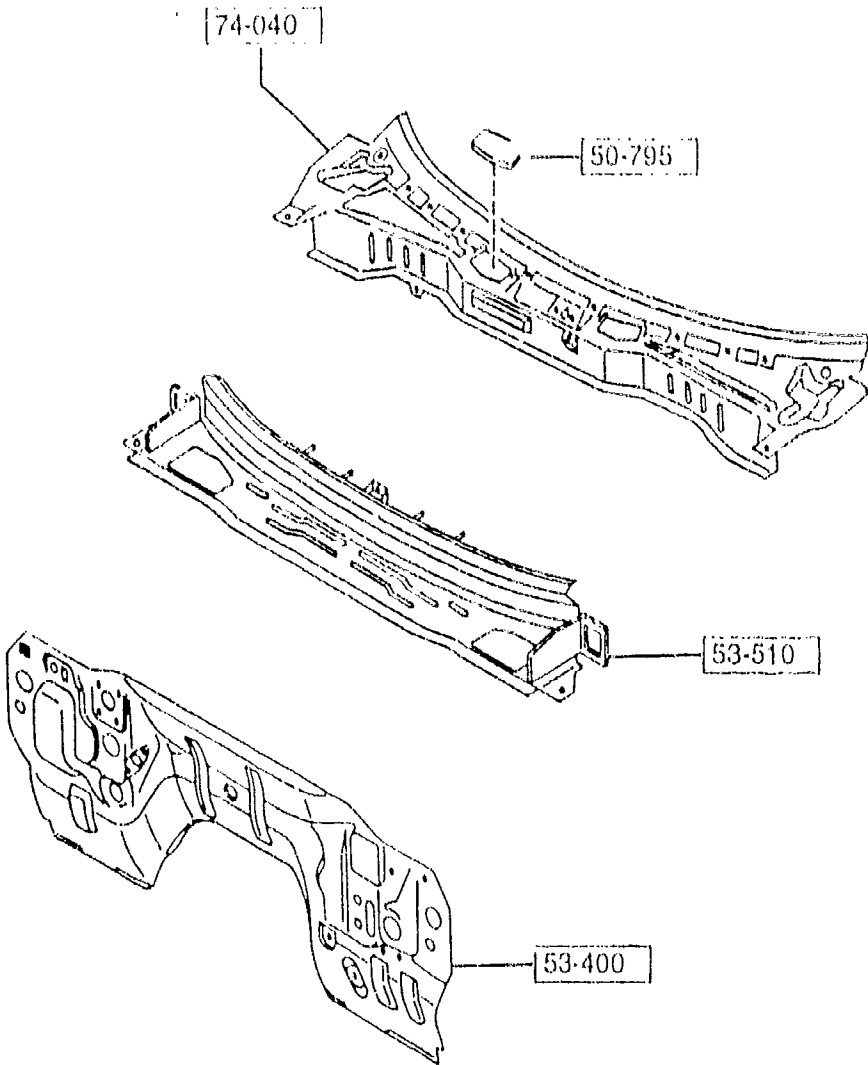
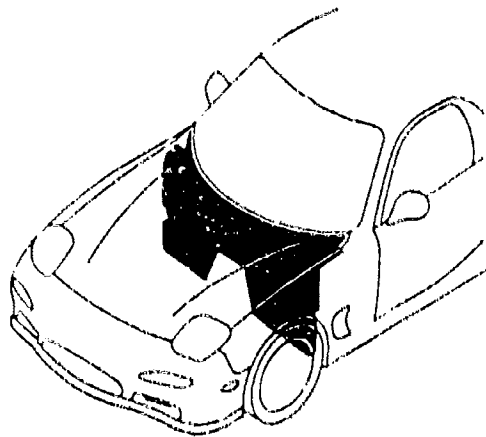
5320 -2 FENDER & WHEEL APRON PANELS

PART NO.	QTY	MODEL/RESTRICTION	MODEL/RESTRICTION	MODEL/RESTRICTION	FROM-TO
54-140A		PANEL(L),SHROUD-SIDE			
FD01-54-12XJ	1				
54-210		PANEL(L),APRON & FRAME			
FD01-54-200A	1				
54-285		REINF.(L),WHL. APRON			
FD01-54-270A	1				
54-300		FRAME(L),SIDE-FRONT			
FD01-54-300N	1				
54-391		BOX(L),TORQUE			
FD01-54-391	1				
56-A8Y		BRKT(L),STRUT BAR			
FD01-56-A8Y	1				
56-A8Z		BRKT(R),STRUT BAR			
FD01-56-A8Z	1				
56-112B		PLUG,DRAIN			
B092-56-053	2				
56-114		GUARD(R),MUD			
FD01-56-13ZF	1	(ILLUST. NO.1)			
FD01-56-130H	1	(ILLUST. NO.2)			
56-115		GUARD(L),MUD			
FD01-56-14ZF	1	(ILLUST. NO.1)			
FD01-56-140H	1	(ILLUST. NO.2)			
56-143A		RIVET,MUD GUARD			
B455-56-143	2				
56-145C		CLIP,MUD GUARD			
B455-56-145	2				
56-22X		BOLT,TIE DOWN HOOK-FRONT			
FB01-56-22X	6				

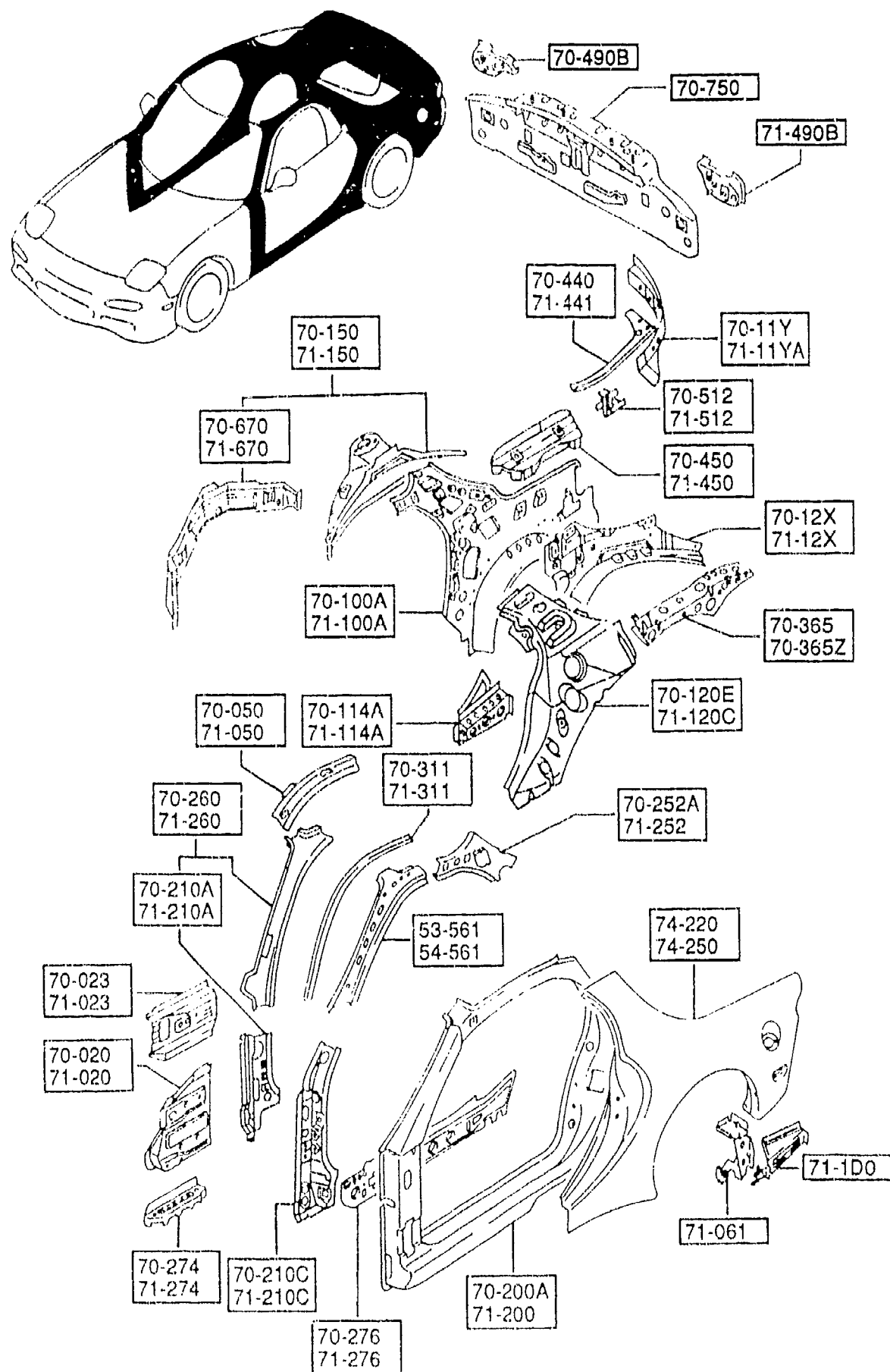
5320 FENDER & WHEEL APRON PANELS



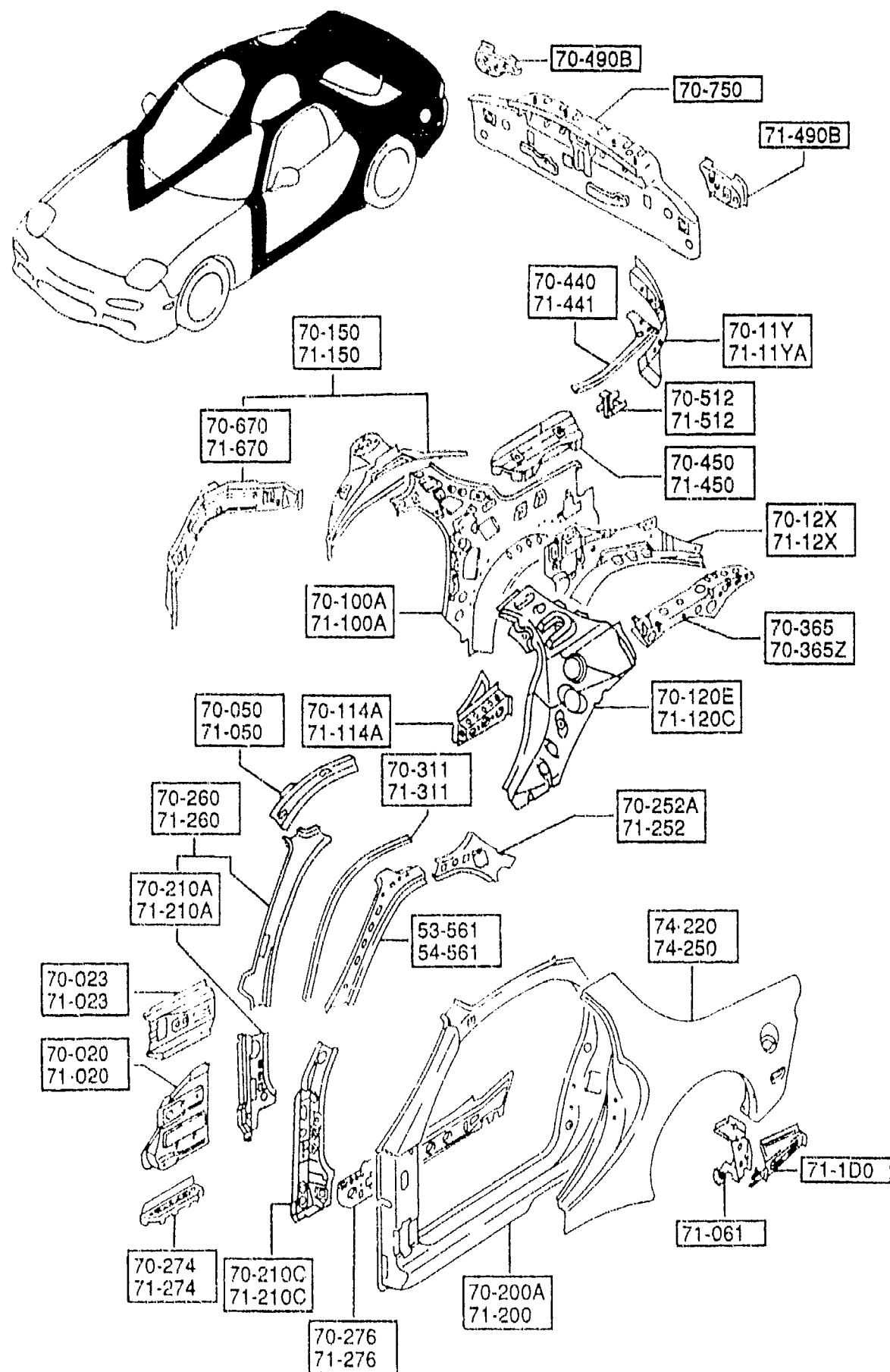
PART NO.	QTY	MODEL/RESTRICTION	MODEL/RESTRICTION	MODEL/RESTRICTION	FROM-TO
56-340A		HOOK(R),TIE DOWN-FRONT			
FD01-56-221	1				
56-360		HOOK(L),TIE DOWN-FRONT			
FD01-56-231	1				
56-411A		MEMBER,CROSS			
FD01-56-290A	1				
56-481		BOLT,STRUT BAR			
FD03-56-491	2	(HARD SUSP)			
56-489		PLATE,LOGO-STRUT BAR			
FD03-56-489	1	(HARD SUSP)			
56-492		PLATE(R),STRUT BAR			
F111-56-482	1	(HARD SUSP)			
56-493		PLATE(L),STRUT BAR			
FD03-56-483A	1	(HARD SUSP)			
56-964A		RIVET,SEAL PLATE-SHROUD			
FB01-56-964	6				
68-824		HINGE			
FD01-68-305	2				
69-885D		FASTENER			
NA01-56-145	16				



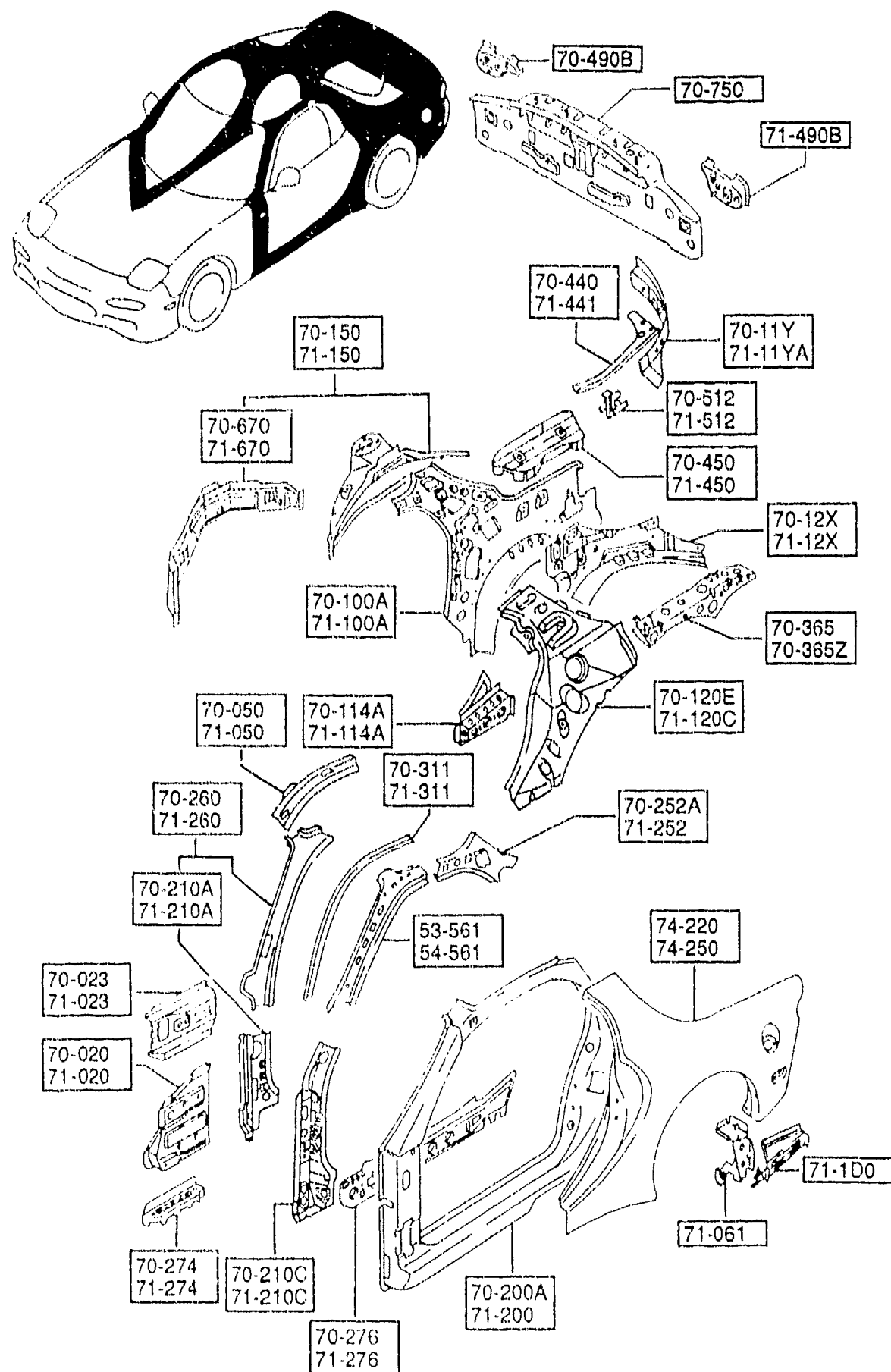
PART NO.	QTY	MODEL/RESTRICTION	MODEL/RESTRICTION	MODEL/RESTRICTION	FROM-TO
50-795		BAFFLE, COWL			
FD01-56-351	1				
53-400		PANEL, DASH-LOWER			
FD01-54-400E	1	(W/O SUN ROOF) (W/STEEL SUN ROOF)			
FD04-54-400E	1	(W/GLASS SUN ROOF)			
53-510		PANEL, DASH-UPPER			
FD15-53-510	1				
74-040		PANEL, COWL			
FD01-72-610A	1				



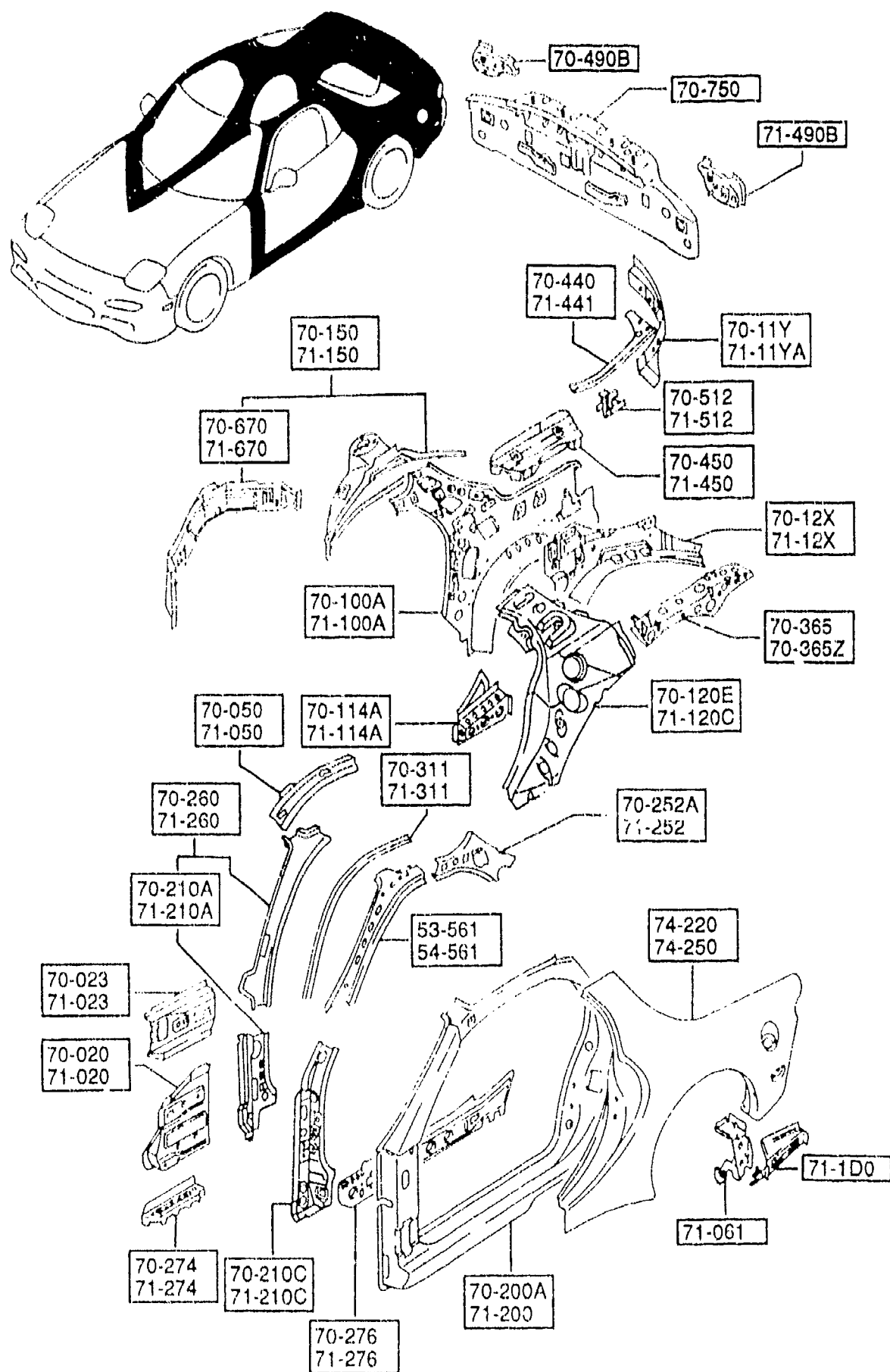
PART NO.	QTY	MODEL/RESTRICTION	MODEL/RESTRICTION	MODEL/RESTRICTION	FROM-TO
53-561 FD01-70-242B	1	REINF.(R),F. PILLAR INNER			
54-561 FD01-71-242B	1	REINF.(L),F. PILLAR INNER			
70-020 FD01-70-020B	1	PANEL(R),COWL SIDE			
70-023 FD01-70-651A	1	REINF.(R),COWL SIDE			
70-050 FD01-70-050	1	RAIL(R),ROOF-INNER			
70-100A FDY1-70-110A	1	PANEL(R),REAR PILLAR			
70-11Y FD01-70-11Y	1	PILLAR(C)(R),REAR-IN NER			
70-114A FD15-70-11Z	1	JUNCTION(R),CORNER-Q /PANE			
70-12X FD01-70-12XA	1	REINF.(R),SUSPENSION HSG			
70-120E FD01-70-120B	1	REINF.(R),REAR PILLA R IN.			
70-150 FD01-70-150C	1	PANEL(R),WHEEL HOUSE			
70-200A FDY1-70-200	1	FRAME(R),SIDE-OUTER			
70-210A FD01-70-230A	1	PILLAR(R),HINGE			
70-210C FD01-70-030D	1	REINF.(R),HINGE			



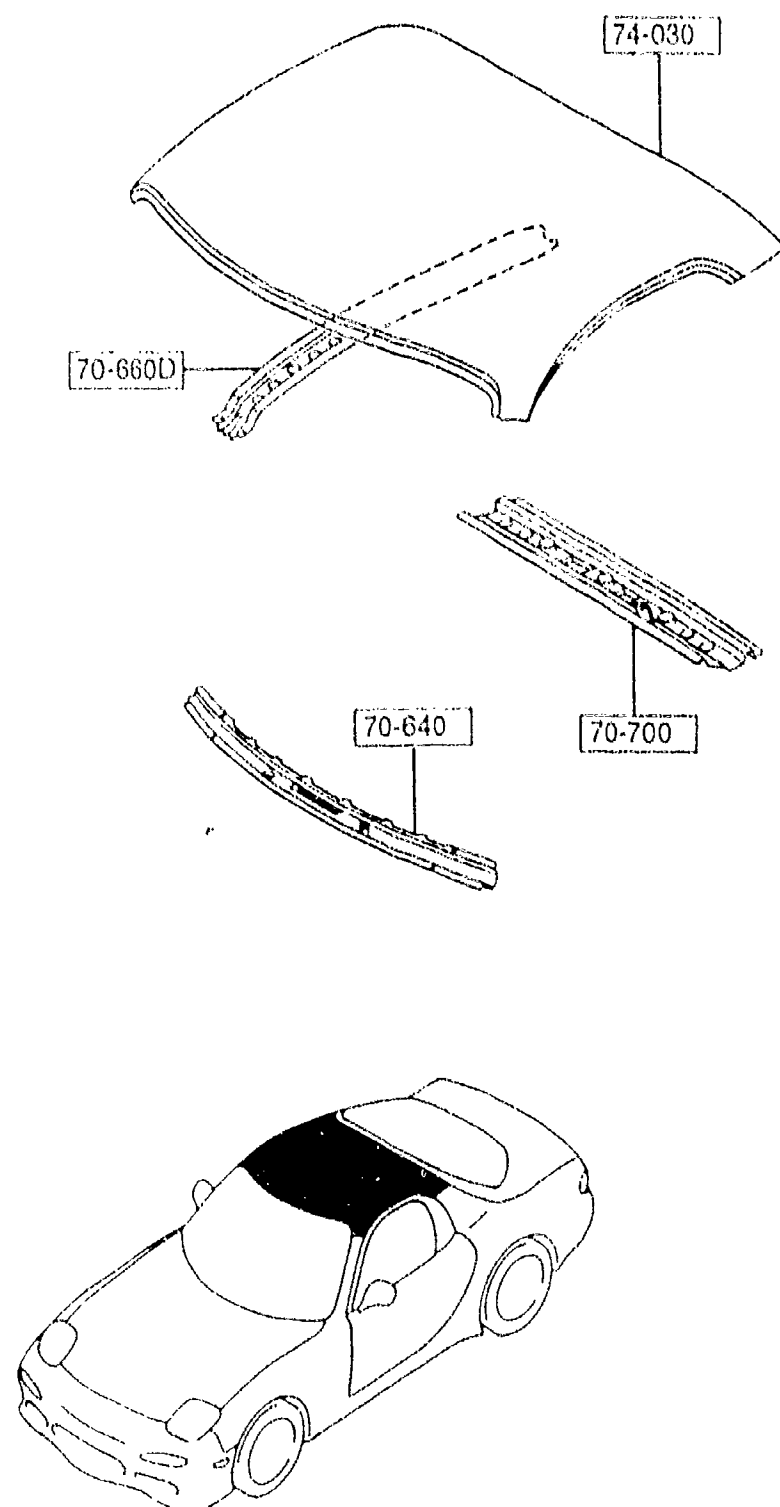
PART NO.	QTY	MODEL/RESTRICTION	MODEL/RESTRICTION	MODEL/RESTRICTION	FROM-TO
70-252A		REINF.(R),ROOF RAIL			
FD01-70-252A	1				
70-260		PILLAR(R),FRT.-INNER			
FDY1-70-24X	1	(W/O SUN ROOF)			
FDY4-70-24X	1	(W/STEEL SUN ROOF) (W/GLASS SUN ROOF)			
70-274		GUSSET(R),SIDE SILL OUTER			
FD01-70-274A	1				
70-276		REINF.(R),SIDE SILL			
FD01-70-272B	1				
70-311		RAIL(R),RAIN			
FD01-70-311A	1				
70-365		REINF.(R),BELT LINE- C.PIL			
FD01-70-130A	1				
70-365Z		REINF.(L),BELT LINE- C.PIL			
FD01-71-131A	1				
70-440		PLATE(R),CORNER			
FD01-70-440B	1				
70-450		PANEL(R),FLOOR SIDE			
FD01-70-1X1	1				
70-490B		BRACKET(R),LAMP			
FD01-70-490B	1				
70-512		BRACKET(R),TRIM-QTR PANEL			
FD01-70-119	1				
70-670		PLATE(R),CLOSING-QTR PANEL			
FD01-70-15XC	1				
70-750		PANEL,REAR END			
FD01-70-750C	1				



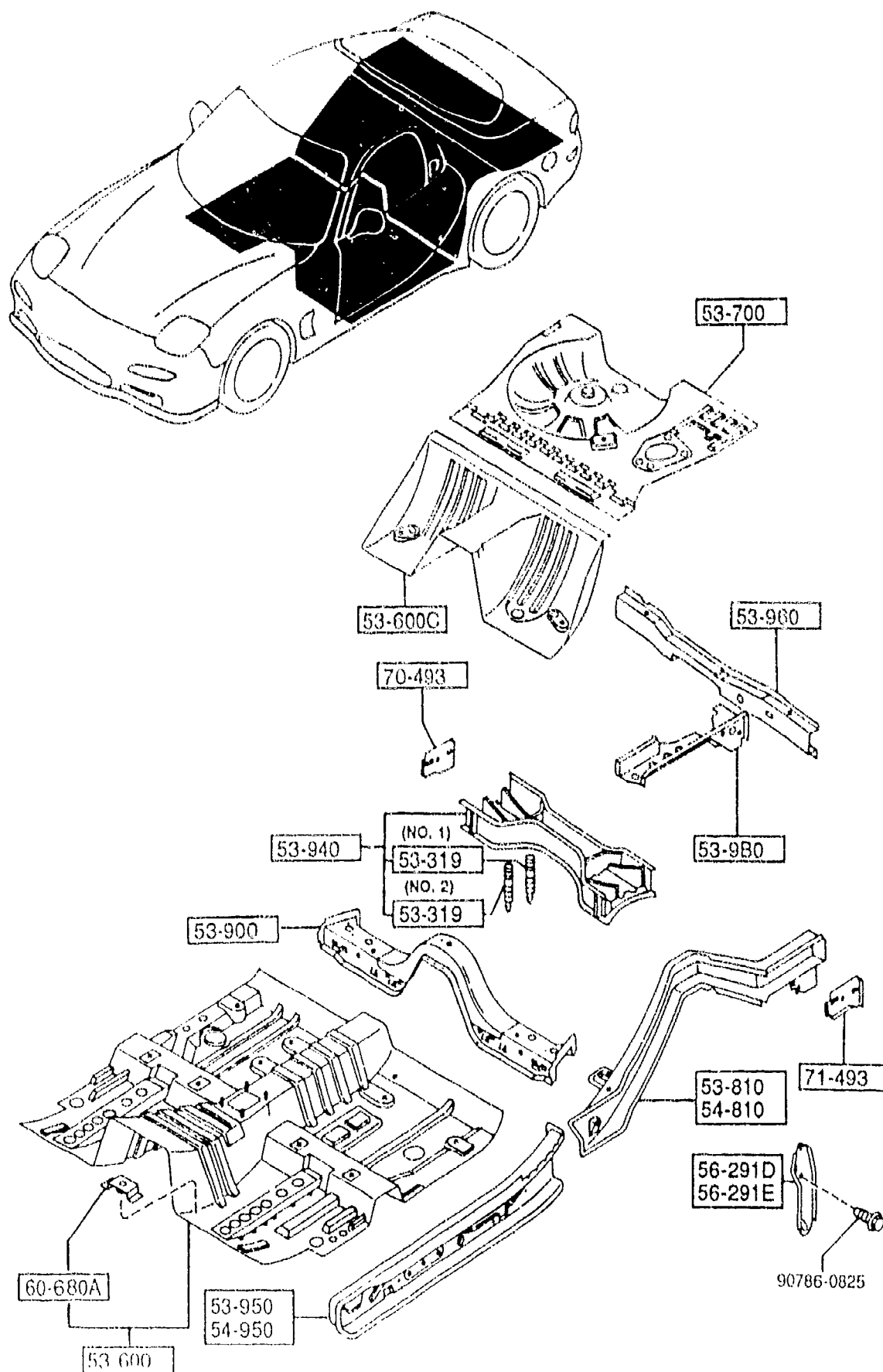
PART NO.	QTY	MODEL/RESTRICTION	MODEL/RESTRICTION	MODEL/RESTRICTION	FROM-TO
71-020		PANEL(L),COWL SIDE			
FD01-71-020B	1				
71-023		REINF.(L),COWL SIDE			
FD01-71-651A	1				
71-050		RAIL(L),ROOF-INNER			
FD01-71-050	1				
71-061		GUSSET(L),RR PILLAR			
FD01-71-1B0A	1				
71-1D0		REINF.(L),FLOOR SIDE			
FD01-71-1D0	1				
71-100A		PANEL(L),REAR PILLAR			
FDY1-71-110A	1				
71-11YA		PILLAR(C)(L),REAR-IN NER			
FD01-71-11Y	1				
71-114A		JUNCTION(L),CORNER-Q /PANE			
FD15-71-11Z	1				
71-12X		REINF.(L),SUSPENSION HSG			
FD01-71-12XB	1				
71-120C		REINF.(L),REAR PILLA R IN.			
FD01-71-120B	1				
71-150		PANEL(L),WHEEL HOUSE			
FD01-71-150E	1				
71-200		FRAME(L),SIDE-OUTER			
FDY1-71-200	1				
71-210A		PILLAR(L),HINGE			
FD01-71-230A	1				
71-210C		REINF.(L),HINGE			
FD01-71-030D	1				



PART NO.	QTY	MODEL/RESTRICTION	MODEL/RESTRICTION	MODEL/RESTRICTION	FROM-TO
71-252 FD01-71-252A	1	REINF.(L),ROOF RAIL			
71-260 FDY1-71-24X FDY4-71-24X	1	PILLAR(L),FRT.-INNER (W/O SUN ROOF) (W/STEEL SUN ROOF) (W/GLASS SUN ROOF)			
71-274 FD01-71-274A	1	GUSSET(L),SIDE SILL OUTER			
71-276 FD01-71-272B	1	REINF.(L),SIDE SILL			
71-311 FD01-71-311A	1	RAIL(L),RAIN			
71-441 FD01-71-440B	1	PLATE(L),CORNER			
71-450 FD01-71-1X1	1	PANEL(L),FLOOR SIDE			
71-490B FD01-71-490B	1	BRACKET(L),LAMP			
71-512 FD01-71-119	1	BRACKET(L),TRIM-QTR PANEL			
71-670 FD01-71-15XD	1	PLATE(L),CLOSING-QTR PANEL			
74-220 FDY1-70-400B	1	PANEL(R),FENDER-REAR			
74-250 FDY1-71-400B	1	PANEL(L),FENDER-REAR			

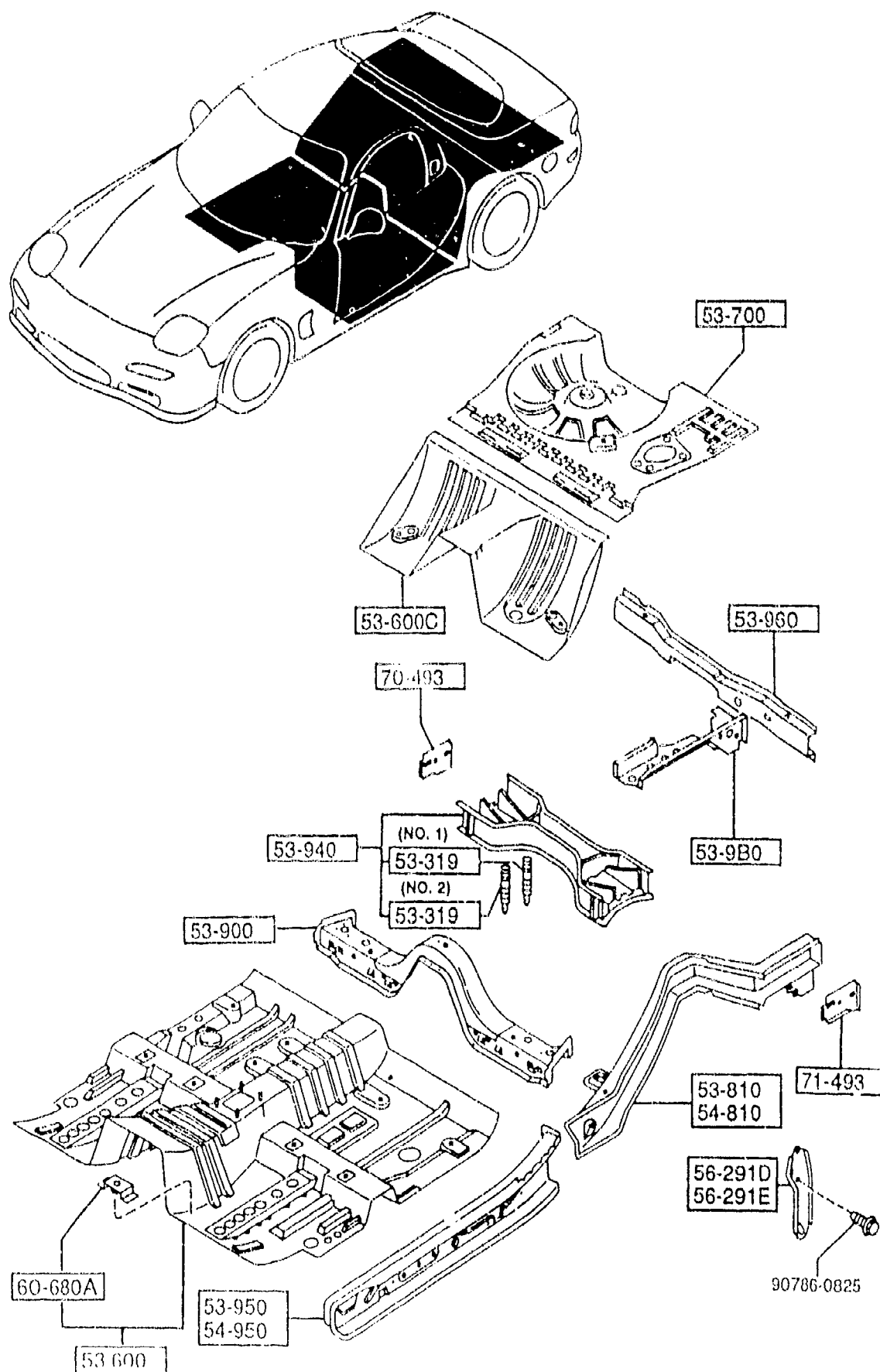


PART NO.	QTY	MODEL/RESTRICTION	MODEL/RESTRICTION	MODEL/RESTRICTION	FROM-TO
70-640		HEADER, FRONT			
FD01-70-640	1				
70-660D		REINF., ROOF			
FD01-70-661	1	(W/O SUN ROOF)			
70-700		HEADER, REAR			
FD01-70-700B	1				
74-030		PANEL, ROOF			
FD04-70-600B	1	(W/STEEL SUN ROOF) (W/GLASS SUN ROOF)			
FD01-70-601A	1	(W/O SUN ROOF)			

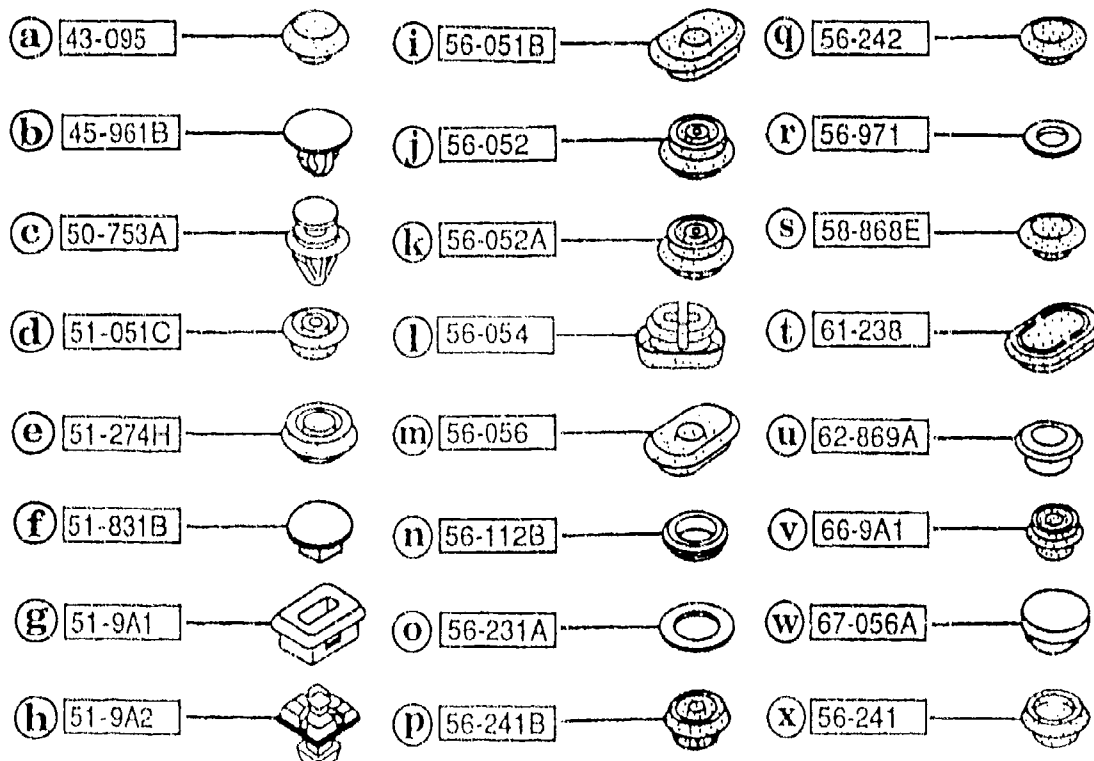
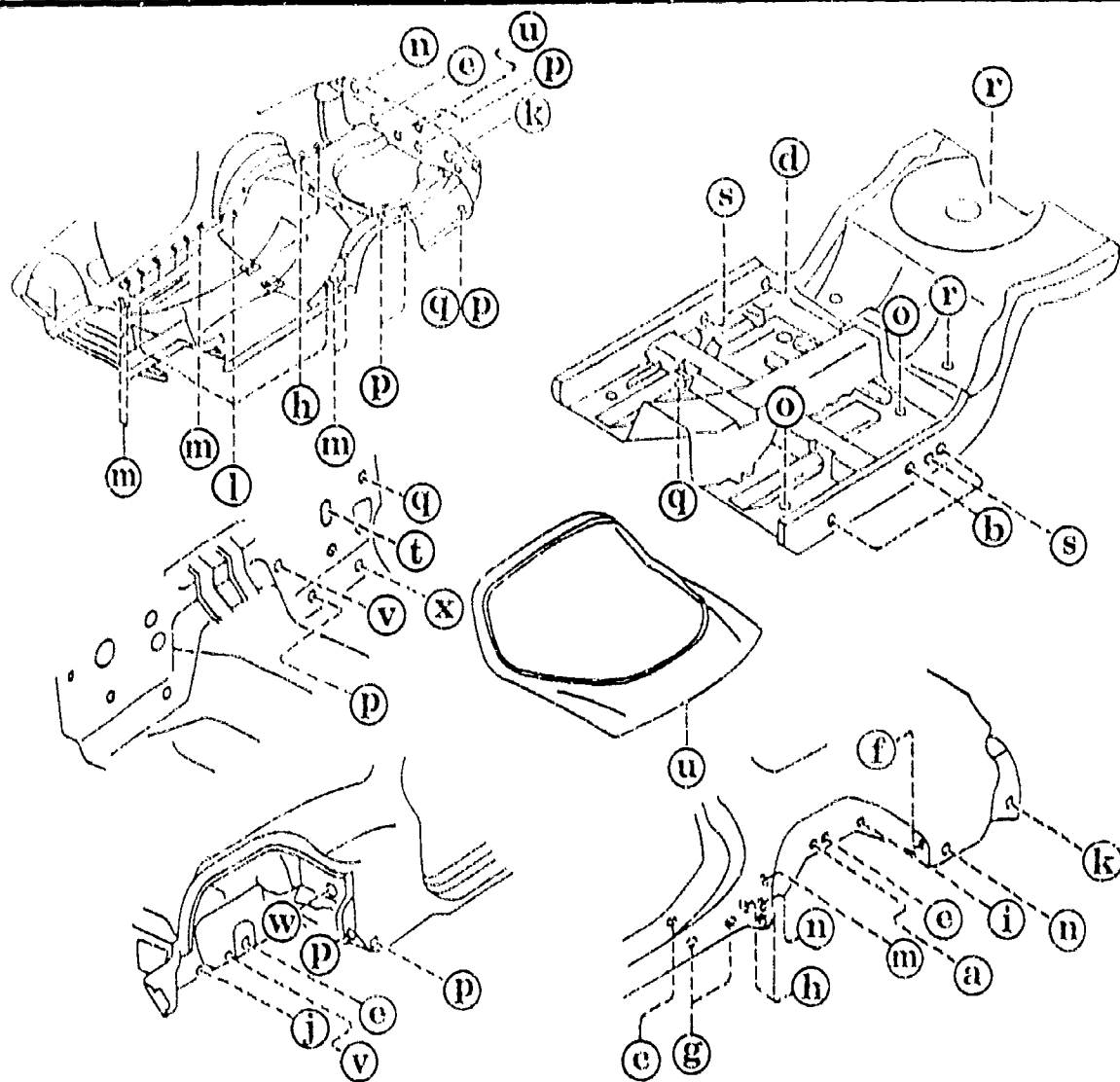


PART NO.	QTY	MODEL/RESTRICTION	MODEL/RESTRICTION	MODEL/RESTRICTION	FROM-TO
53-319		BOLT, MOUNT-MEMBER			
FD01-53-317A	2	(ILLUST. NO.1)			
FD01-53-318	2	(ILLUST. NO.2)			
53-600		PAN, FLOOR-FRONT			
FDY1-53-600A	1				
53-600C		PAN, FLOOR-CENTER			
FDY1-53-720	1				
53-700		PAN, FLOOR-REAR			
FDY1-53-710	1				
53-810		FRAME(R), REAR SIDE			
FD01-53-810F	1				
53-980		FRAME, CENTER-REAR SIDE			
FD01-53-980A	1				
53-900		MEMBER NO.3, CROSS			
FD01-53-910B	1				
53-940		MEMBER NO.4, CROSS			
FD01-53-930C	1				
53-950		PANEL(R), SIDE SILL			
FD01-53-950B	1				
53-960		MEMBER NO.5, CROSS			
FD01-53-940A	1				
54-810		FRAME(L), REAR SIDE			
FD01-54-810H	1				
54-950		PANEL(L), SIDE SEAL			
FD01-54-950A	1				
56-291D		HOOK(R), TIE DOWN			
FD01-56-251B	1				

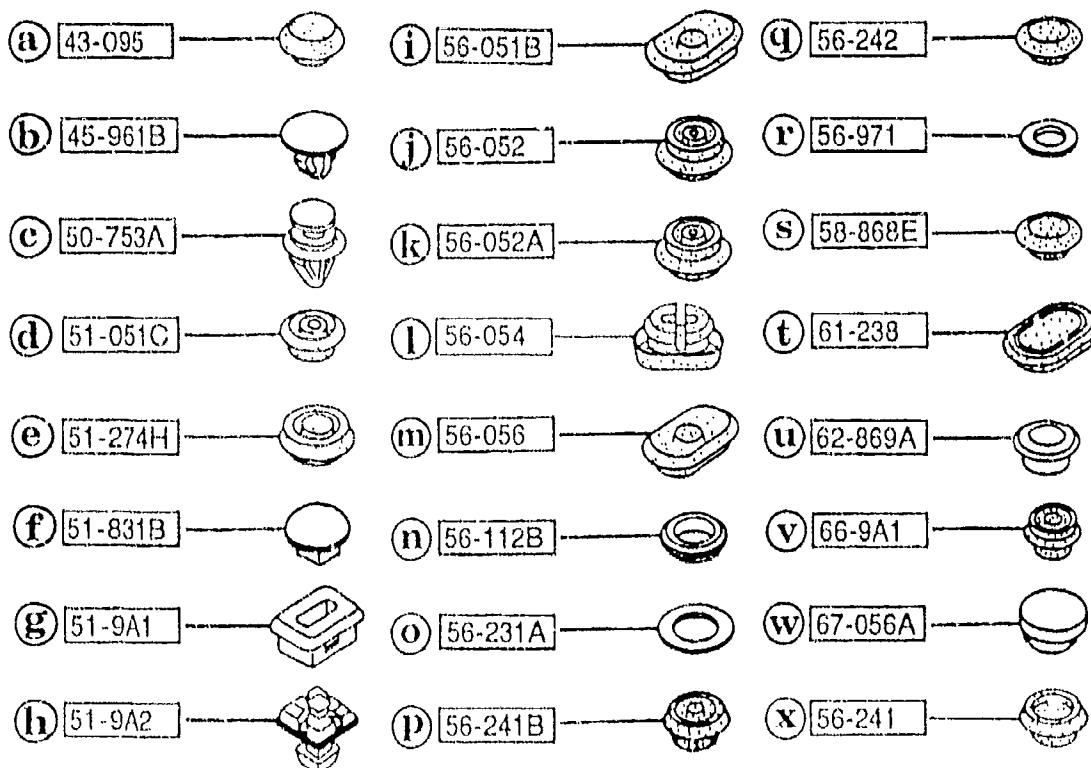
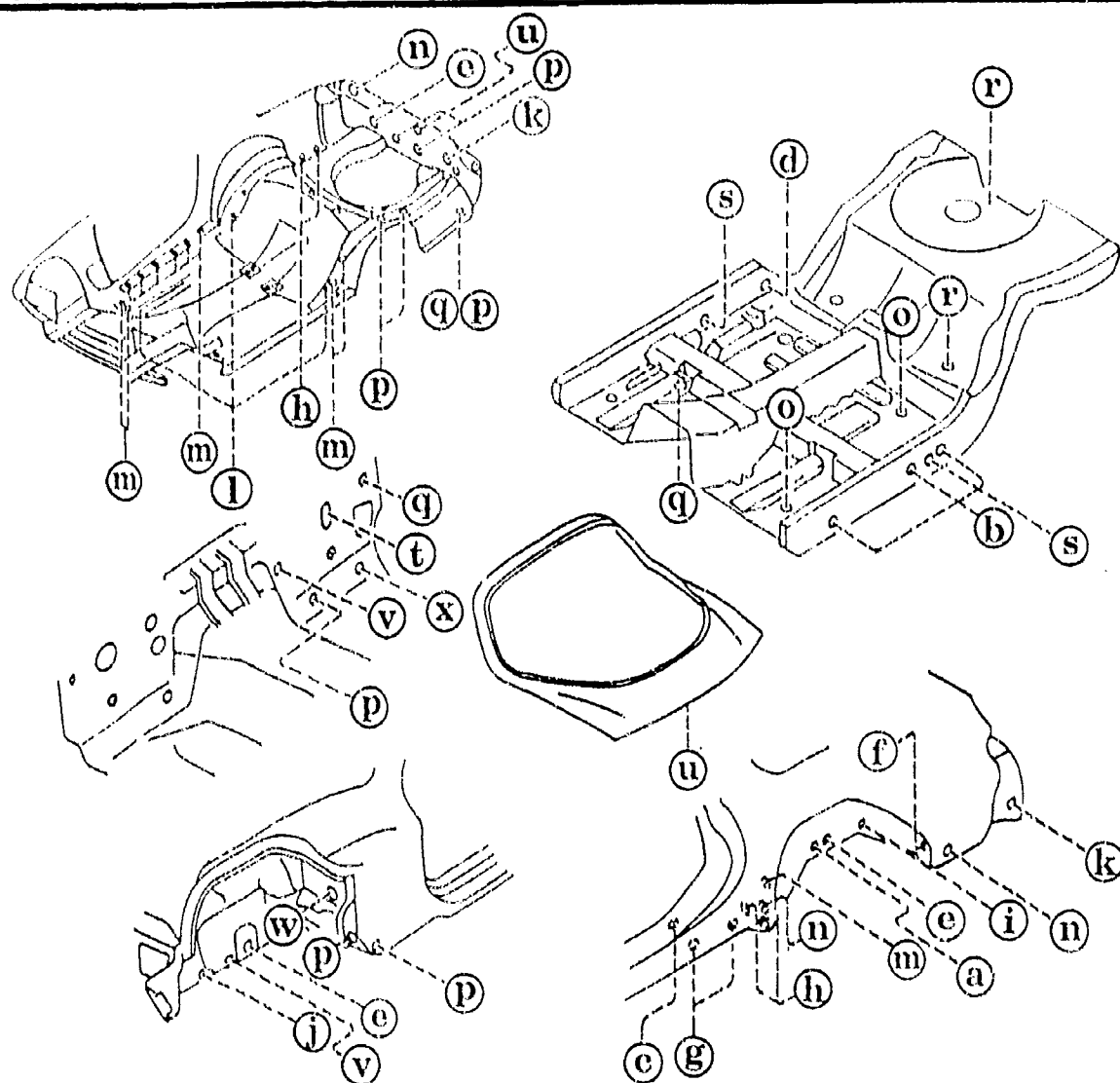
5370 FLOOR PANELS



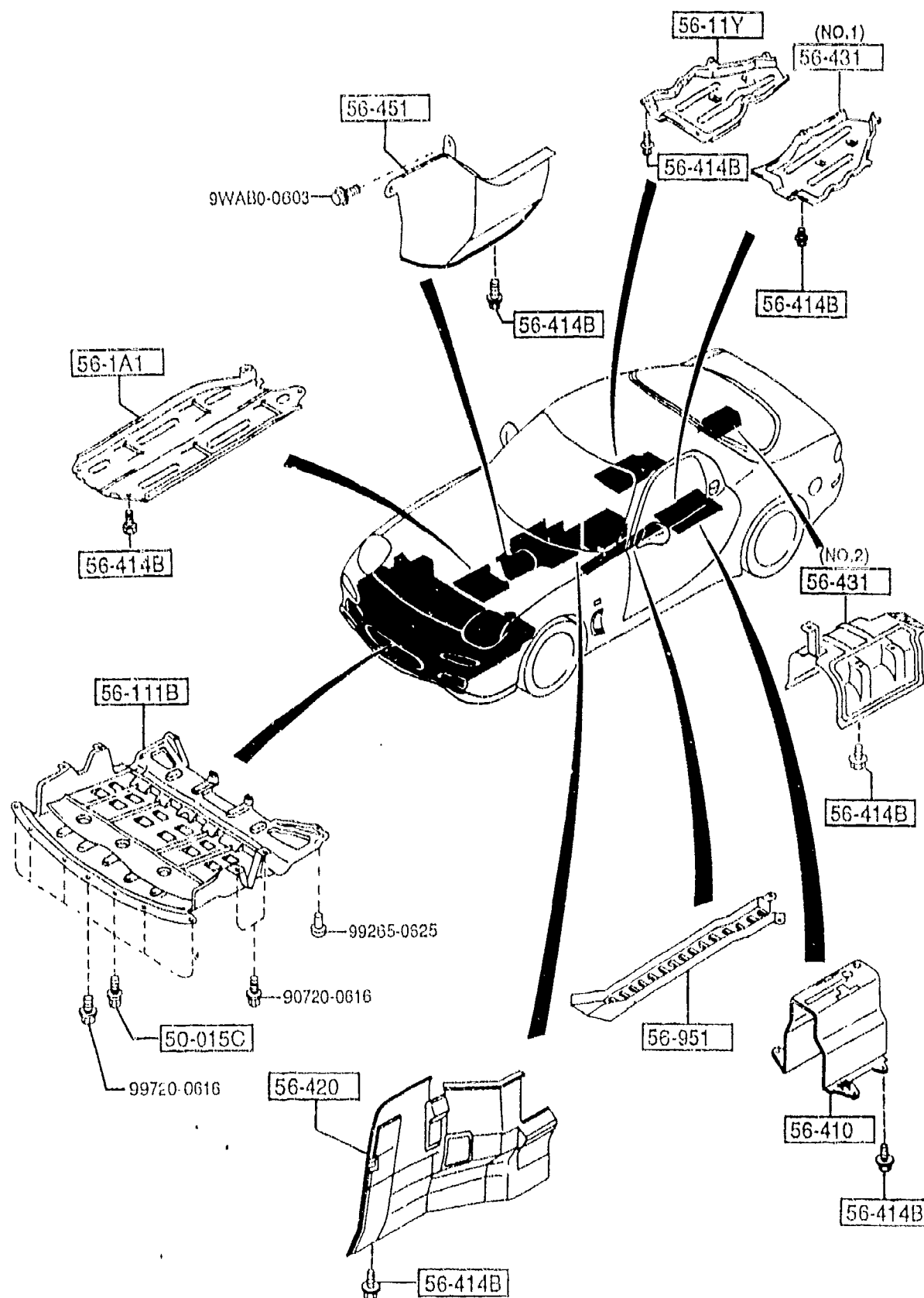
PART NO.	QTY	MODEL/RESTRICTION	MODEL/RESTRICTION	MODEL/RESTRICTION	FROM-TO
56-291E		HOOK(L),TIE DOWN			
FD01-56-252B	1				
60-680A		BRACKET,FLOOR			
0305-53-160	2				
70-493		PLATE(R),CLOSING-R.F			
FD01-53-781B	1	ENDER			
71-493		PLATE(L),CLOSING-R.F			
FD01-54-781B	1	ENDER			



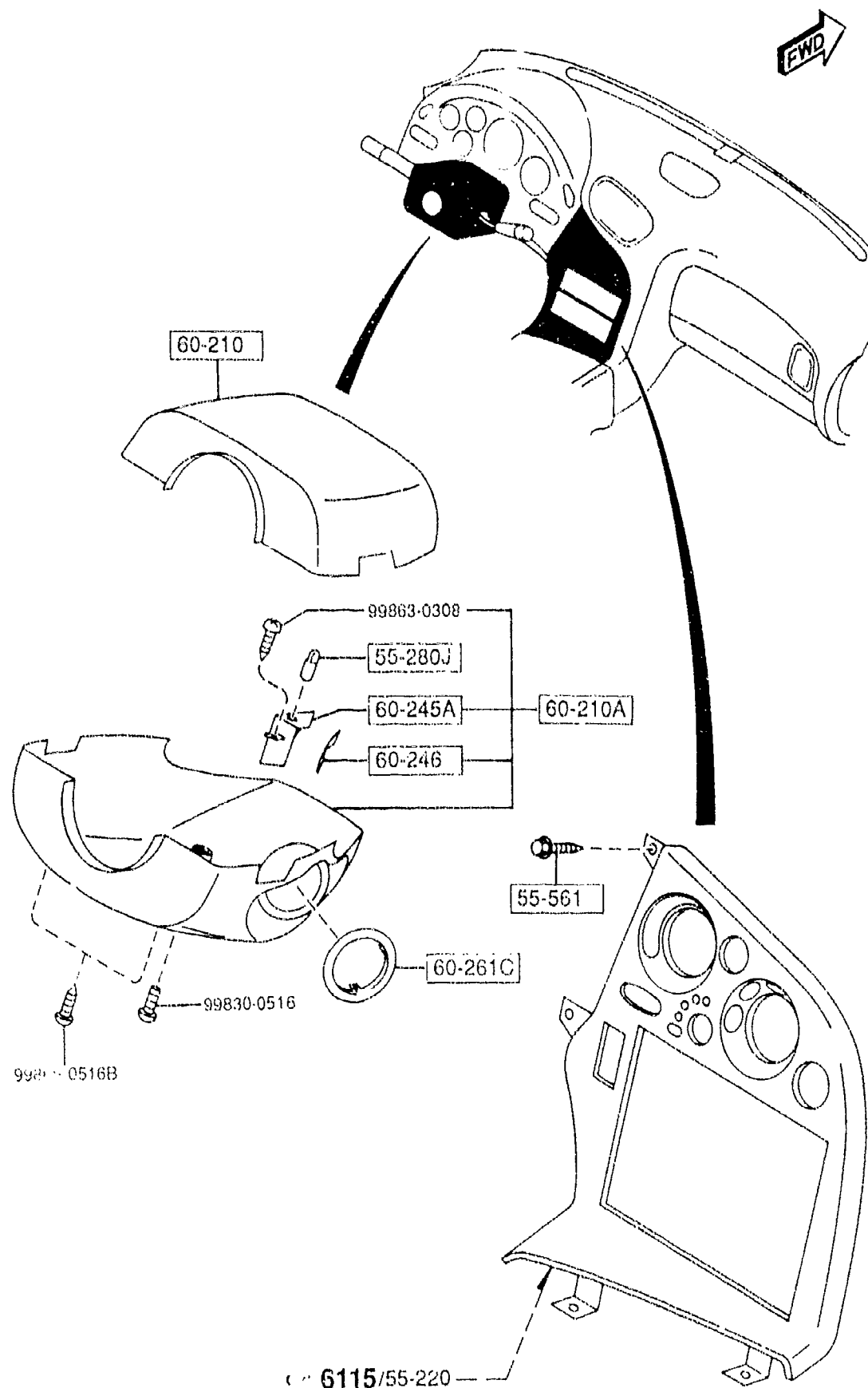
PART NO.	QTY	MODEL/RESTRICTION	MODEL/RESTRICTION	MODEL/RESTRICTION	FROM-TO
43-095 H001-43-095	2	GROMMET			
45-961B H002-45-961	3	CAP (W/O HEAD LAMP CLEANER)			
50-753A FD01-50-753	2	FASTENER			
51-051C BR70-51-264	1	PLUG, HOLE (W/O HEAD LAMP CLEANER)			
51-274H BF67-51-261	6	GROMMET			
51-831B DA14-51-831	2	PLUG, HOLE-FLAP			
51-9A1 FB03-51-9A1	4	PLUG 'A', BLIND-S. SPOILER			
51-9A2 FB03-51-9A2	8	PLUG 'B', BLIND-S. SPOILER			
56-051B GA5R-56-051	2	COVER, HOLE			
56-052 B092-56-052	2	PLUG, DRAIN D=12MM			
56-052A H26V-56-052	3	PLUG, HOLE-F. SIDE FRAME			
56-054 FD01-56-051	4	PLUG, HOLE			
56-056 GA5R-56-052	22	COVER, HOLE			



PART NO.	QTY	MODEL/RESTRICTION	MODEL/RESTRICTION	MODEL/RESTRICTION	FROM-TO
56-112B		PLUG,DRAIN			
FB01-56-057	6				
56-231A		COVER,SERVICE HOLE			
8173-56-053	4				
56-241		PLUG,DRAIN			
0118-56-241	1 (W/AIR CON.)				
0118-56-241	2 (W/O AIR CON.)				
56-241B		PLUG			
B001-56-051	10				
56-242		PLUG,DRAIN			
0118-56-242B	6				
56-971		COVER,HOLE			
0866-56-971	3				
58-868E		PLUG,SERVICE COVER			
0559-58-868	2				
61-238		GROMMET,REAR FLOOR			
H260-61-238	1				
62-869A		PLUG,DRAIN-LIFT GATE UP.			
B216-62-869	2				
66-9A1		COVER,HOLE-ANTENNA			
KA01-66-9A1	2 (W/O SUN ROOF) 2 (W/STEEL SUN ROOF)				
KA01-66-9A1	3 (W/GLASS SUN ROOF)				
67-056A		COVER,HOLE			
FD01-67-HD1	1 (W/O HEAD LAMP CLEANER)				



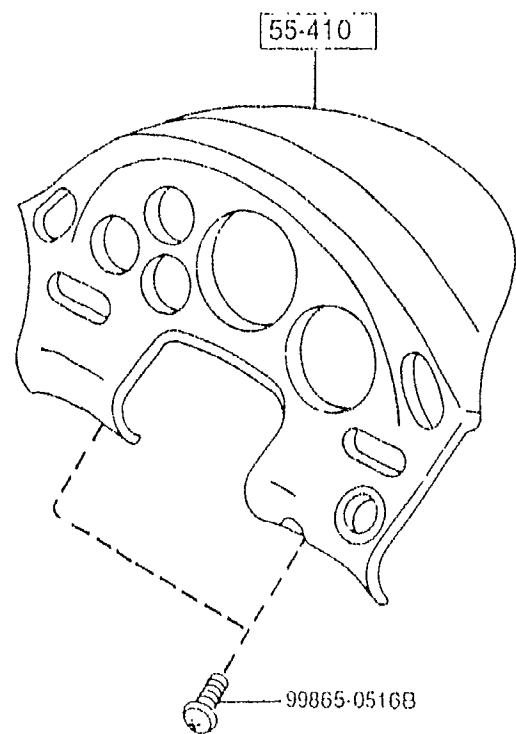
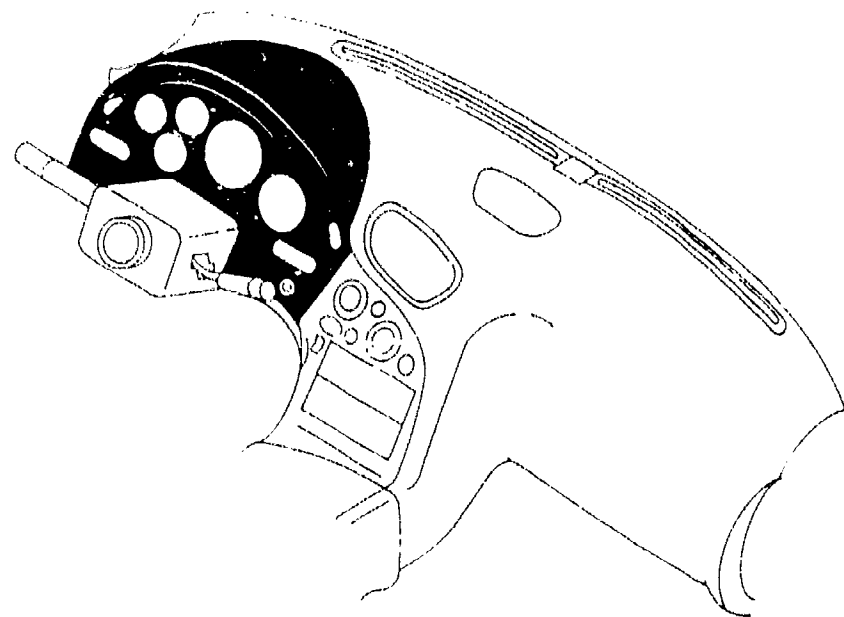
PART NO.	QTY	MODEL/RESTRICTION	MODEL/RESTRICTION	MODEL/RESTRICTION	FROM-TO
+-----+ 50-015C +-----+		BOLT			
BR70-50-0Z2	6				
+-----+ 56-1A1 +-----+		COVER,T/MISSION			
FD01-56-1A1C	1	(MT)			
+-----+ 56-11Y +-----+		COVER,UNDER-REAR			
FD01-56-113A	1				
+-----+ 56-111F +-----+		COVER,UNDER-FRONT			
FD01-56-1B0B	1				
+-----+ 56-410 +-----+		INSULATOR,HEAT-FRONT			
FD01-56-430C	1				
+-----+ 56-414B +-----+		BOLT,INSULATOR,FRT H			
FB01-56-414	25	EAT (AT)			
FB01-56-414	29	(MT)			
+-----+ 56-420 +-----+		INSULATOR,FRONT			
FD01-56-420C	1				
+-----+ 56-431 +-----+		INSULATOR,HEAT			
FD01-56-114A	1	(ILLUST. NO.1)			
FD01-56-450	1	(ILLUST. NO.2)			
+-----+ 56-451 +-----+		INSULATOR			
FD01-56-411	1				
+-----+ 56-951 +-----+		PROTECTOR			
FD01-56-181	1				



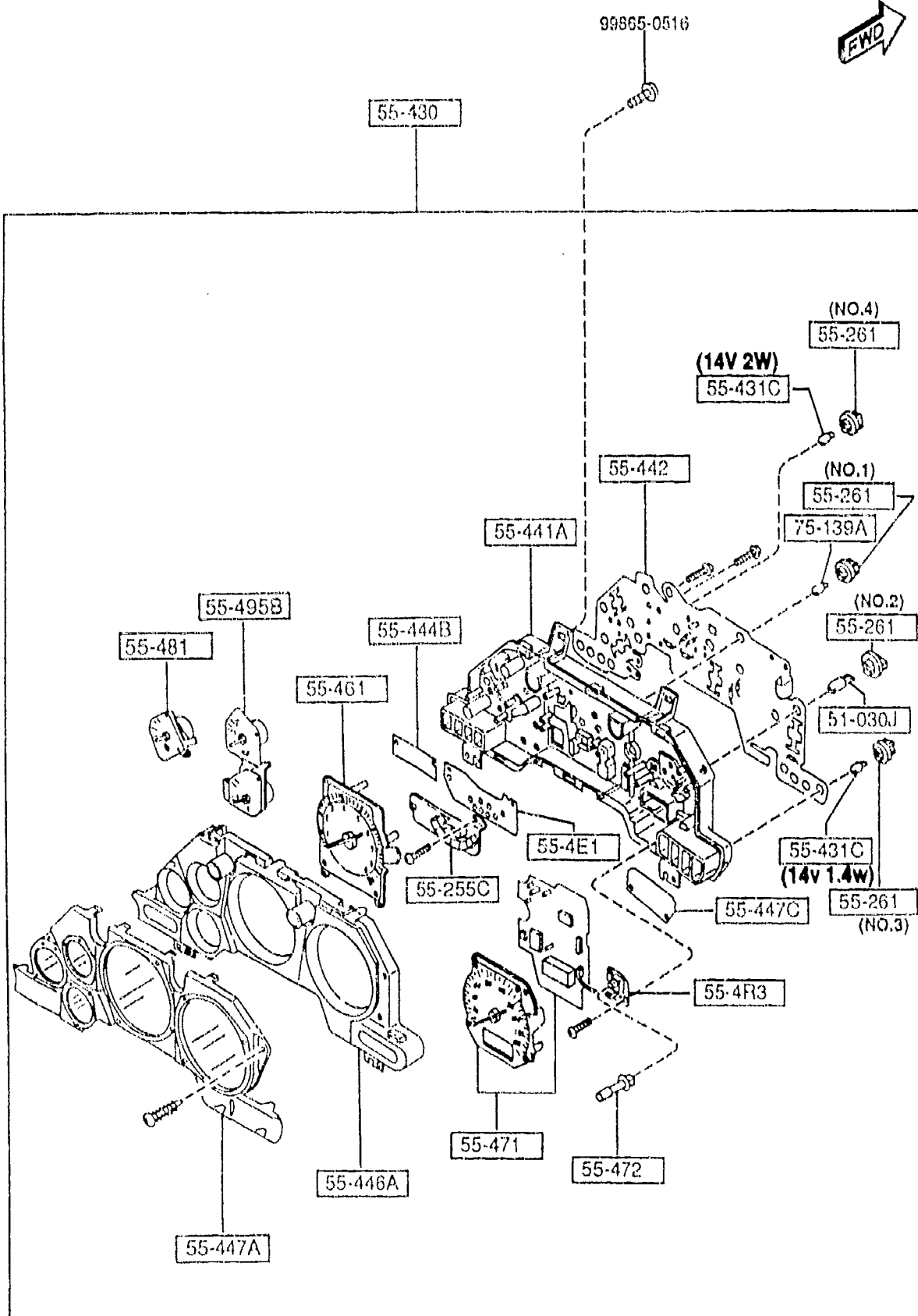
PART NO.	QTY	MODEL/RESTRICTION	MODEL/RESTRICTION	MODEL/RESTRICTION	FROM-TO
55-280J		BULB			
B456-60-223	1				
55-561		BOLT, INST. PANEL			
B455-55-561	4				
60-210		COVER, COLUMN-UPPER			
FD01-60-221C	1				
00	INT-	FE5 FE6 FE7 BLACK			
60-210A		COVER, COLUMN-LOWER			
FD01-60-230D	1				
00	INT-	FE5 FE6 FE7 BLACK			
60-245A		CASE, LAMP			
FD01-60-245A	1				
60-246		LENS, COLUMN COVER			
FD01-60-246	1				
60-261C		RING SET-KEY CYLINDER			
LA01-60-261	1				
KB75-60-261A	1				

-5801
5801-

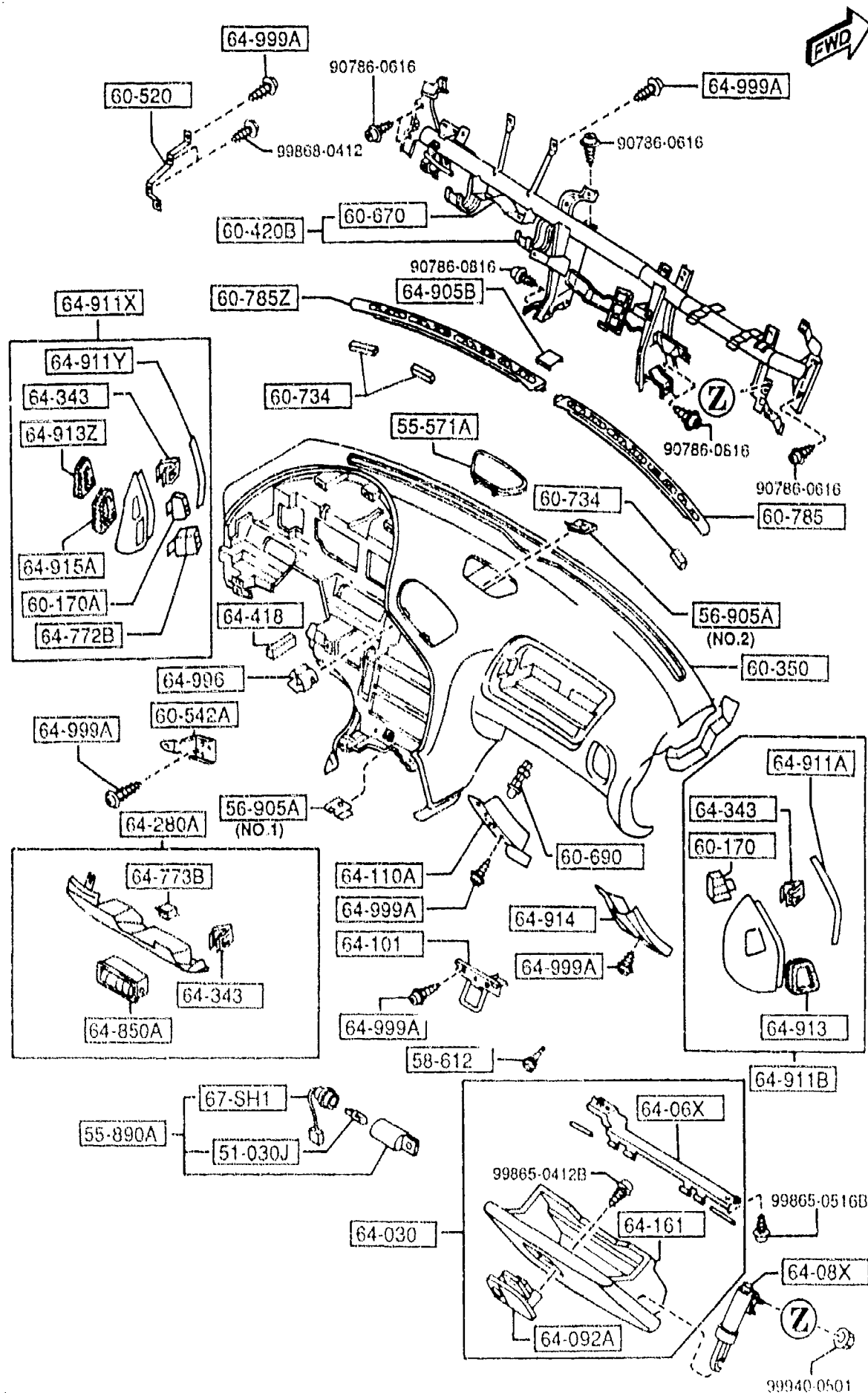
5001 FD333 -400230



PART NO.	QTY	MODEL/RESTRICTION	MODEL/RESTRICTION	MODEL/RESTRICTION	FROM-TO
55-410		HOOD, METER			
FD15-55-420	1				

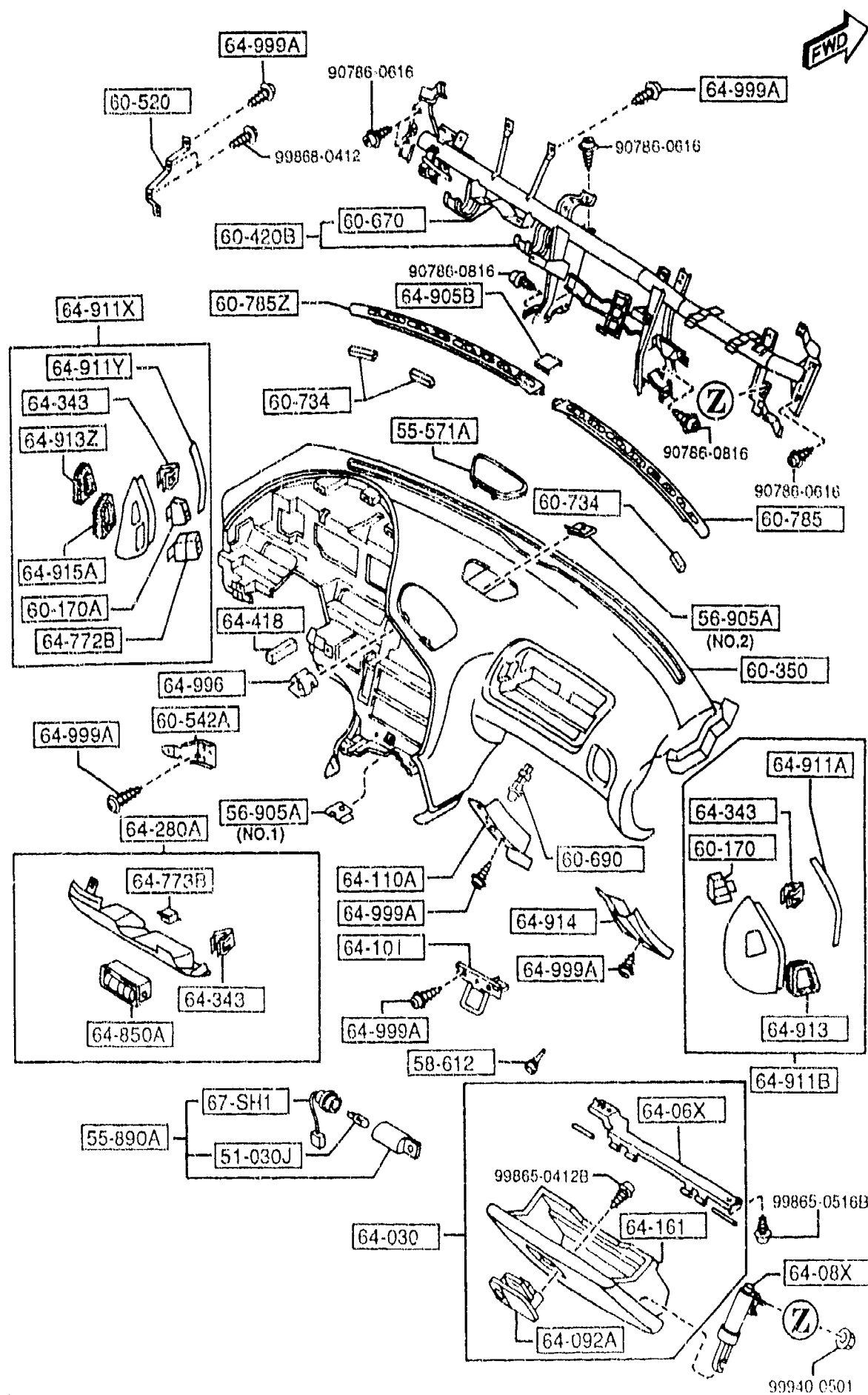


PART NO.	QTY	MODEL/RESTRICTION	MODEL/RESTRICTION	MODEL/RESTRICTION	FROM-TO
55-442		PLATE NO.1,PRINT			
FD01-55-442	1	((MT))>((NOR. SUSP))			
FD02-55-442	1	(AT)			
FD03-55-442	1	((MT))>((HARD SUSP))			
55-444B		LENS,WARNING			
FD01-55-444A	1				
55-446A		PLATE,WINDOW			
FD01-55-446	1				
55-447A		GLASS,FRONT-WARNING UNIT			
FD01-55-447A	1				
55-447C		LENS,WARNING			
FD01-55-445	1				
55-461		TACHOMETER			
FD15-55-461A	1	((MT))>((NOR. SUSP))			
FD16-55-461A	1	((MT))>((HARD SUSP))			
FD17-55-461A	1	(AT)			
55-471		SPEEDOMETER			
FD15-55-471	1	(MT)			
FD17-55-471	1	(AT)			
55-472		KNOB,TRIPMETER			
FD01-55-473	1				
55-481		METER,FUEL			
FD01-55-481	1				
55-495B		METER,TEMP.-OIL			
FD01-55-491	1				
75-139A		BULB			
B456-55-431	6	12V 3W			



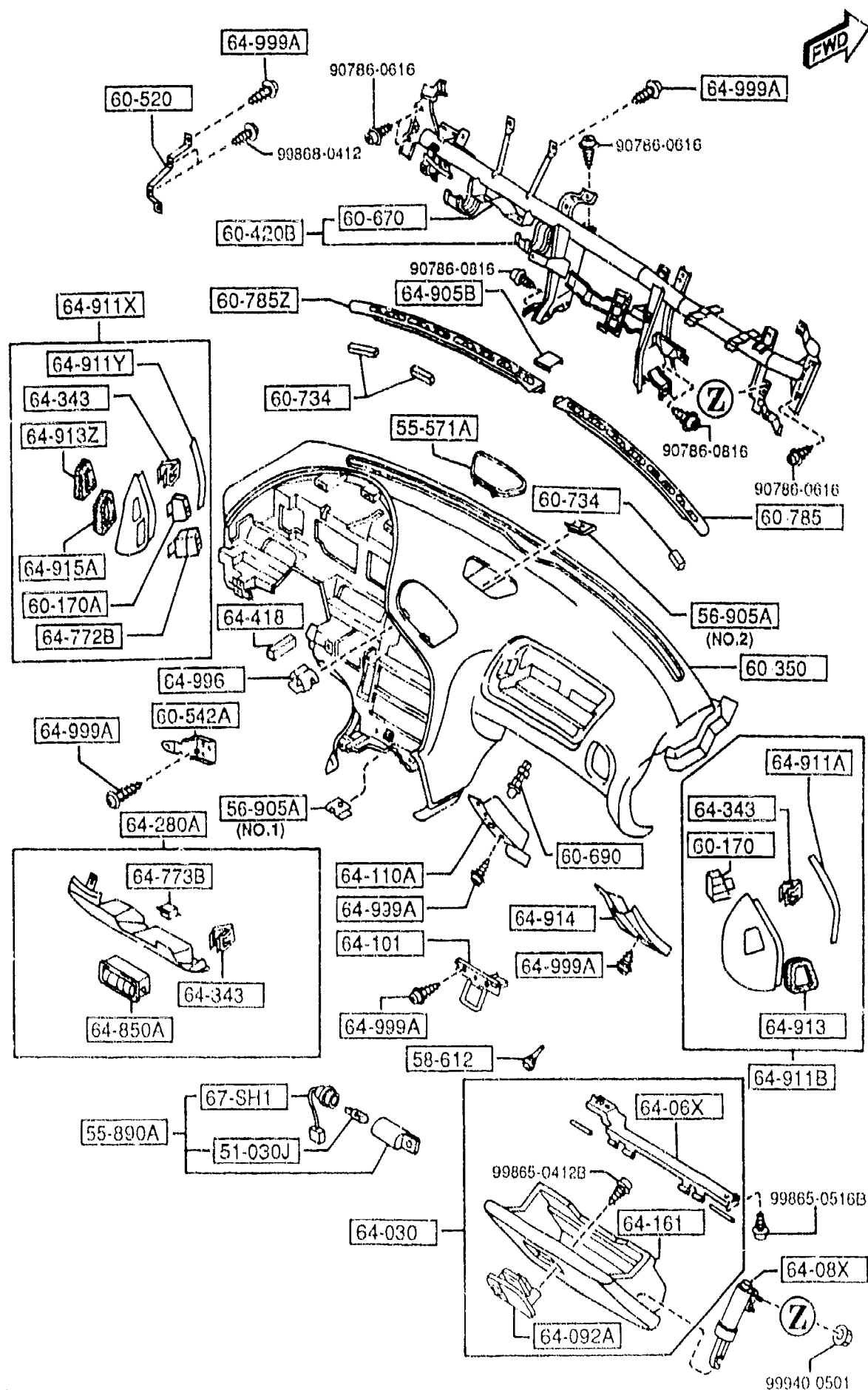
PART NO.	QTY	MODEL/RESTRICTION	MODEL/RESTRICTION	MODEL/RESTRICTION	FROM-TO
+-----+ 51-030J +-----+		BULB			
3625-75-139	1	12V 1.4W			
+-----+ 55-571A +-----+		GRILLE,SPEAKER			
FD01-55-530A	1				
00	INT-	FE5 FE6 FE7 BLACK			
+-----+ 55-890A +-----+		LAMP,GLOVE BOX			
FD15-64-170A	1				
+-----+ 56-905A +-----+		NUT,SPRING			
B092-60-408	8	(ILLUST. NO.1)			
E016-60-408	3	(ILLUST. NO.2)			-4A03
E016-60-408	2	(ILLUST. NO.2)			4A03-
+-----+ 58-612 +-----+		CUSHION,RUBBER			
B092-64-046	2				
+-----+ 60-170 +-----+		NOZZLE(R),SIDE-DEMIS TER			
FD01-60-182	1				
+-----+ 60-170A +-----+		NOZZLE(L),SIDE-DEMIS TER			
FD01-60-192	1				
+-----+ 60-350 +-----+		PAD,CRASH			
FD15-60-350D	1				
02	INT-	FE5 FE6 FE7 BLACK			
+-----+ 60-420B +-----+		MEMBER,CRASH PAD			
FD15-60-420G	1				
+-----+ 60-520 +-----+		BRACKET,CENTER			
FD01-60-534	1				
+-----+ 60-542A +-----+		BRACKET,CENTER PANEL			
FD01-60-582	1				
+-----+ 60-670 +-----+		BRACKET,STEERING			
FD01-60-670	1				

4A03 FD333 -400014

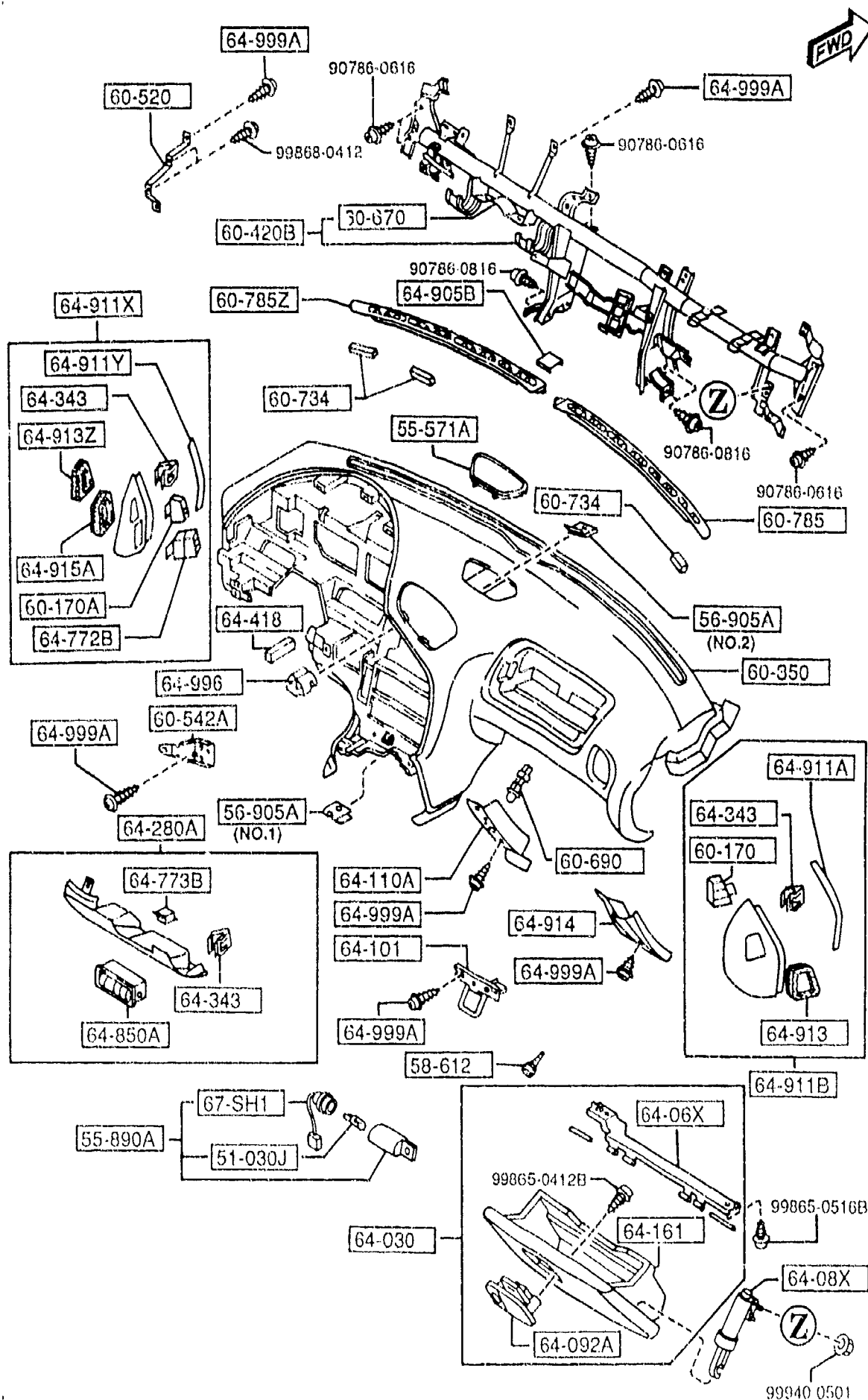


PART NO.	QTY	MODEL/RESTRICTION	MODEL/RESTRICTION	MODEL/RESTRICTION	FROM-TO
60-690		SWITCH,GLOVE TRAY			
J002-66-540A	1				
60-734		PAD NO.1,GARNISH-UPPER			
FD01-60-734A	3				
60-785		GRILLE(R),DEF.NOZZLE			
FD01-60-780	1				
02	INT-	FE5 FE6 FE7 BLACK			
60-785Z		GRILLE(L),DEF.NOZZLE			
FD01-60-790	1				
02	INT-	FE5 FE6 FE7 BLACK			
64-030		BOX,GLOVE			
FD15-64-030F	1				
02	INT-	FE5 FE6 FE7 BLACK			
FD15-64-030G	1				
02	INT-	FE5 FE6 FE7 BLACK			
64-06X		HINGE,GLOVE LID			
FD15-64-071A	1				
64-08X		DAMPER,GLOVE BOX			
FD15-64-08XB	1				
64-092A		LOCK,GLOVE LID			
BC5E-64-090B	1				
00	INT-	FE5 FE6 FE7 BLACK			
64-101		STRIKER			
FD15-64-10XC	1				
64-110A		COVER(R),GLOVE			
FD15-64-117A	1				
64-161		BOX,GLOVE			
FD15-64-161C	1				

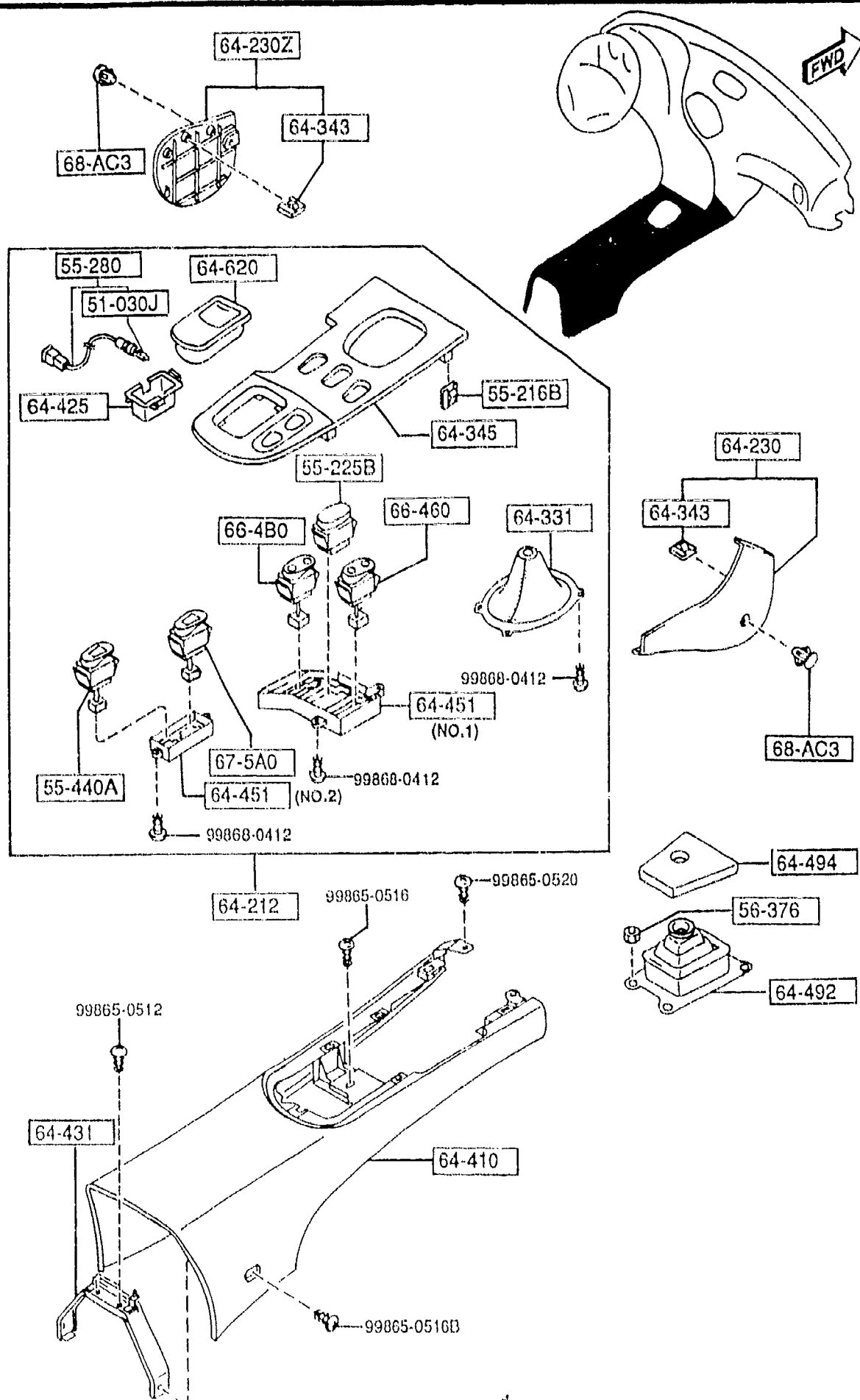
4A01 FD333 -400014



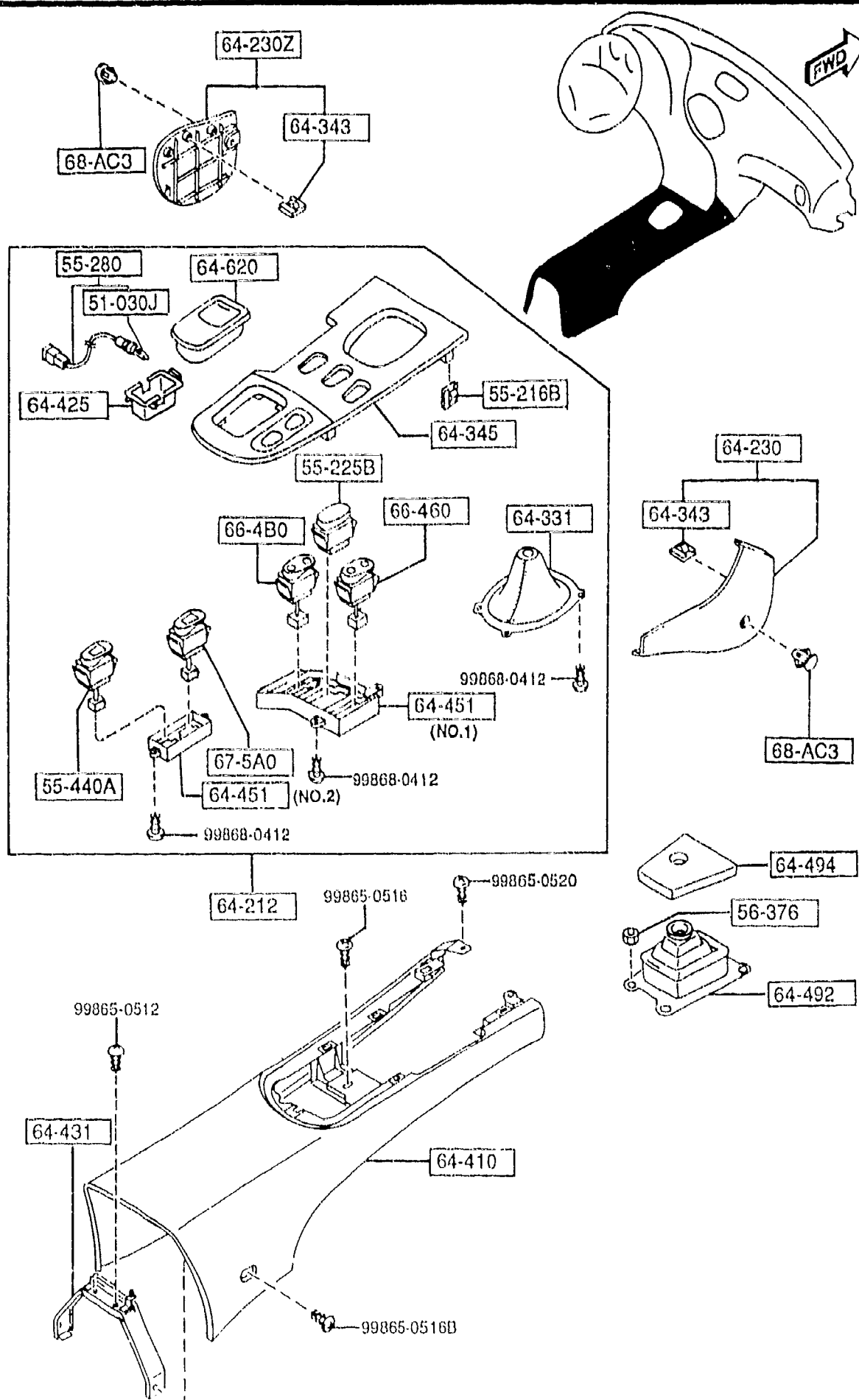
PART NO.	QTY	MODEL/RESTRICTION	MODEL/RESTRICTION	MODEL/RESTRICTION	FROM-TO
64-280A		PANEL, LOWER			
FD01-64-280C	1				
02	INT-	FE5 FE6 FE7 BLACK			
64-343		SPRING			
H260-64-343	7				
64-418		PAD			
FD01-60-737	1				
64-772B		DUCT NO.2(L)			
FD01-64-842	1				
64-773B		SPRING			
B455-64-773	2				
64-850A		LOUVER, LAP-LOWER PANEL			
FB01-64-850	1				
64-905B		COVER, HOLE-(C)			
FD01-64-905	1				
02	INT-	FE5 FE6 FE7 BLACK			
64-911A		COVER(R), SIDE			
FD01-64-981	1				
02	INT-	FE5 FE6 FE7 BLACK			
64-911B		PANEL(R), SIDE-CRASH PAD			
FD15-64-910	1				
02	INT-	FE5 FE6 FE7 BLACK			
64-911X		PANEL(L), SIDE-CRASH PAD			
FD01-64-920B	1				
02	INT-	FE5 FE6 FE7 BLACK			
64-911Y		COVER(L), SIDE			
FD01-64-971	1				
02	INT-	FE5 FE6 FE7 BLACK			



PART NO.	QTY	MODEL/RESTRICTION	MODEL/RESTRICTION	MODEL/RESTRICTION	FROM-TO
64-913		RUBBER(R), SEAL-SIDE PANEL			
FD01-64-912	1				
64-913Z		RUBBER(L), SEAL-SIDE PANEL			
FD01-64-922	1				
64-914		COVER(R), SIDE NO.2			
FD15-64-914B	1				
02	INT-	FE5 FE6 FE7 BLACK			
64-915A		RUBBER, SEAL-SIDE PANEL			
FD01-64-923	1				
64-996		NUT, EXPANSION			
GJ21-64-996	2				
64-999A		SCREW, TAPPING			
W201-64-999	22				
67-SH1		CORD, SHORT			
FD17-67-SH0	1				



PART NO.	QTY	MODEL/RESTRICTION	MODEL/RESTRICTION	MODEL/RESTRICTION	FROM-TO
51-030J 3625-75-139	1	BULB 12V 1.4W			
55-216B B092-55-257	5	SPRING,CENTER PANEL			
55-225B FD01-55-225A	1	COVER,HOLE (W/O HEAD LAMP CLEANER) (W/STEEL SUN ROOF) (W/GLASS SUN ROOF)			
00 FD01-55-225A	INT- 2	FE5 FE6 FE7 BLACK (W/O HEAD LAMP CLEANER) (W/O SUN ROOF)			
00	INT-	FE5 FE6 FE7 BLACK			
55-280 FD01-55-280	1	BULB & SOCKET			
55-440A FD01-67-5H0C	1	WARNING,HEAT			
56-376 B001-56-376	4	NUT,SELF LOCK (MT)			
64-212 FD15-64-470	1	PANEL,CONSOLE (W/O HEAD LAMP CLEANER) ((MT))>(W/O SUN ROOF)			
00 FD17-64-470	INT- 1	FE5 FE6 FE7 BLACK (W/O HEAD LAMP CLEANER) ((AT))>(W/O SUN ROOF)			
00 FD18-64-470	INT- 1	FE5 FE6 FE7 BLACK (W/O HEAD LAMP CLEANER) ((MT))>(W/STEEL SUN ROOF) ((MT))>(W/GLASS SUN ROOF)			
00 FD19-64-470	INT- 1	FE5 FE6 FE7 BLACK (W/O HEAD LAMP CLEANER)			

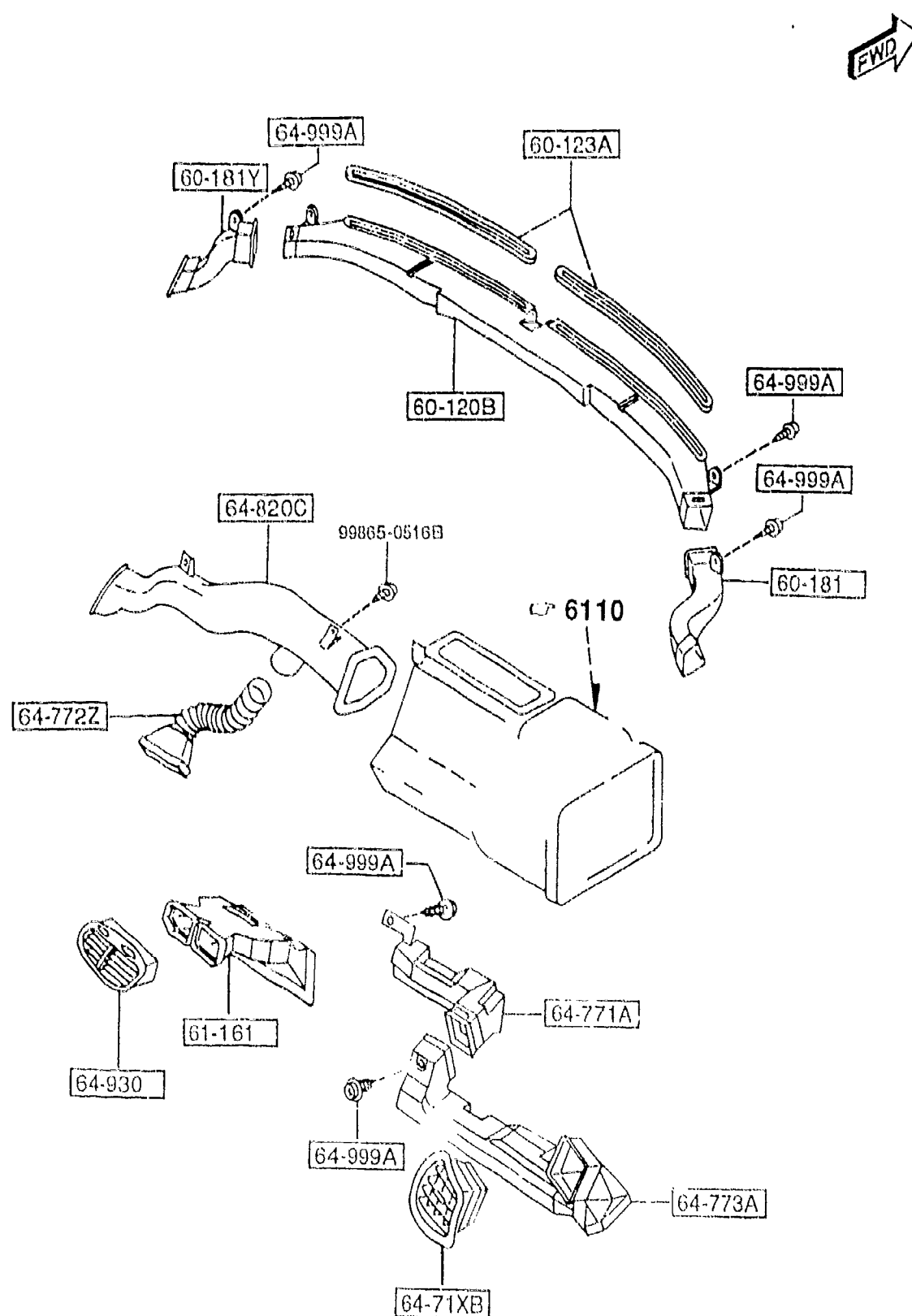


PART NO.	QTY	MODEL/RESTRICTION	MODEL/RESTRICTION	MODEL/RESTRICTION	FROM-TO
CONT'D					
00	INT-	FE5 FE6 FE7 BLACK			
64-230		WALL(R),SIDE			
FD15-64-220A	1				
02	INT-	FE5 FE6 FE7 BLACK			
64-230Z		WALL(L),SIDE			
FD01-64-240A	1				
02	INT-	FE5 FE6 FE7 BLACK			
64-331		BOOT,CHANGE			
FD01-64-330C	1	(MT)			
00	INT-	FE5 FE6 FE7 BLACK			
64-343		SPRING			
H260-64-343	3				
64-345		PANEL,SWITCH			
FD15-64-471	1	(MT)			
FD17-64-471	1	(AT)			
64-410		CONSOLE,REAR			
FD01-64-420E	1				
02	INT-	FE5 FE6 FE7 BLACK			
64-425		CASE,LAMP			
FD01-64-414A	1				
64-431		BRACKET,RR.CONSOLE-N			
FD15-64-43XA	1	0.1			
64-451		PANEL,SWITCH			
FD01-66-468	1	(ILLUST. NO.1)			
FD02-66-468	1	(ILLUST. NO.2)			
64-492		INSULATOR,BOOT			
FD01-64-490A	1	(MT)			




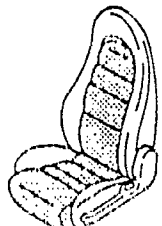
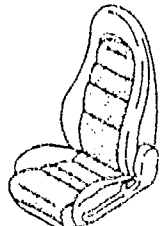



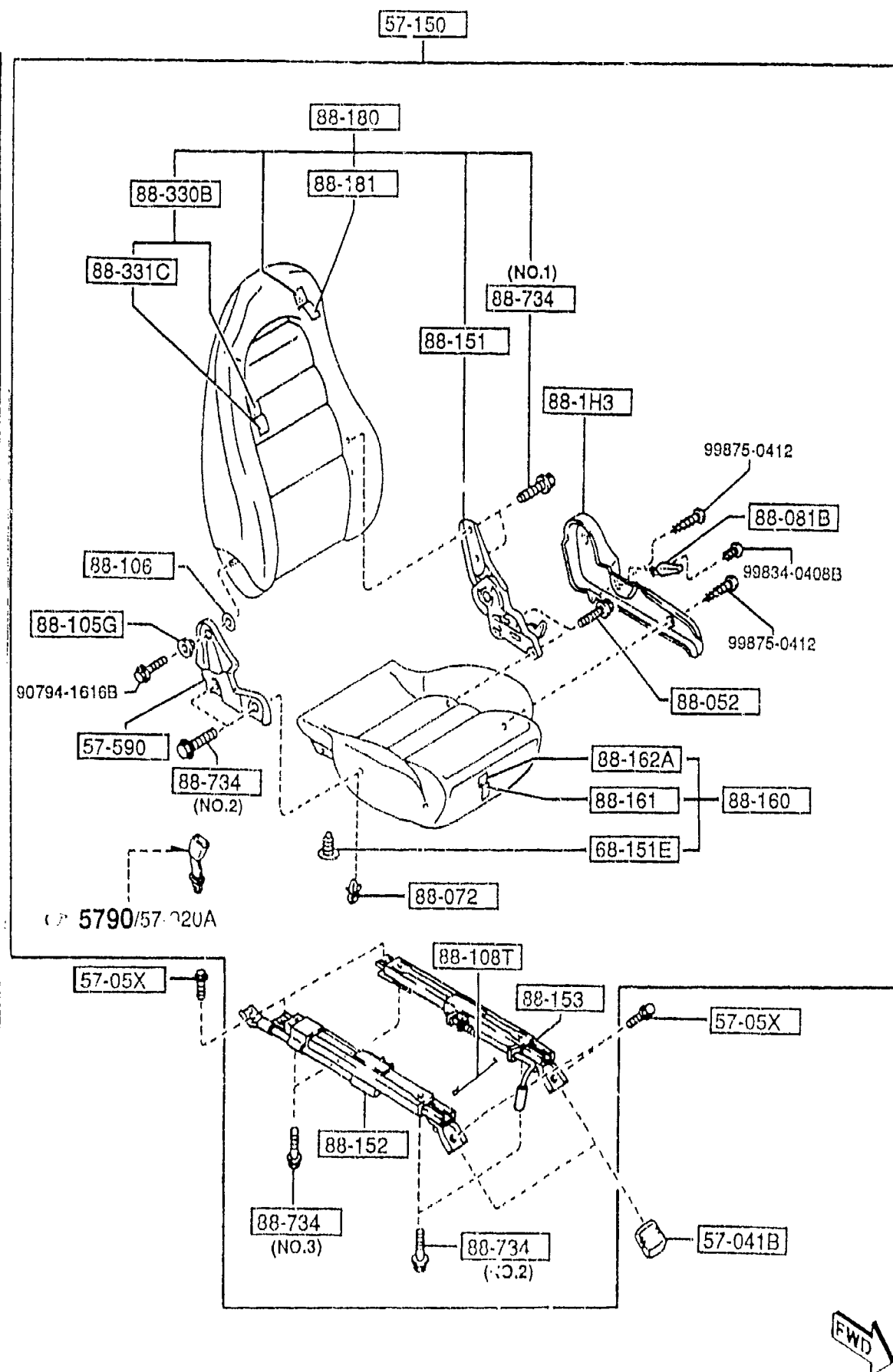
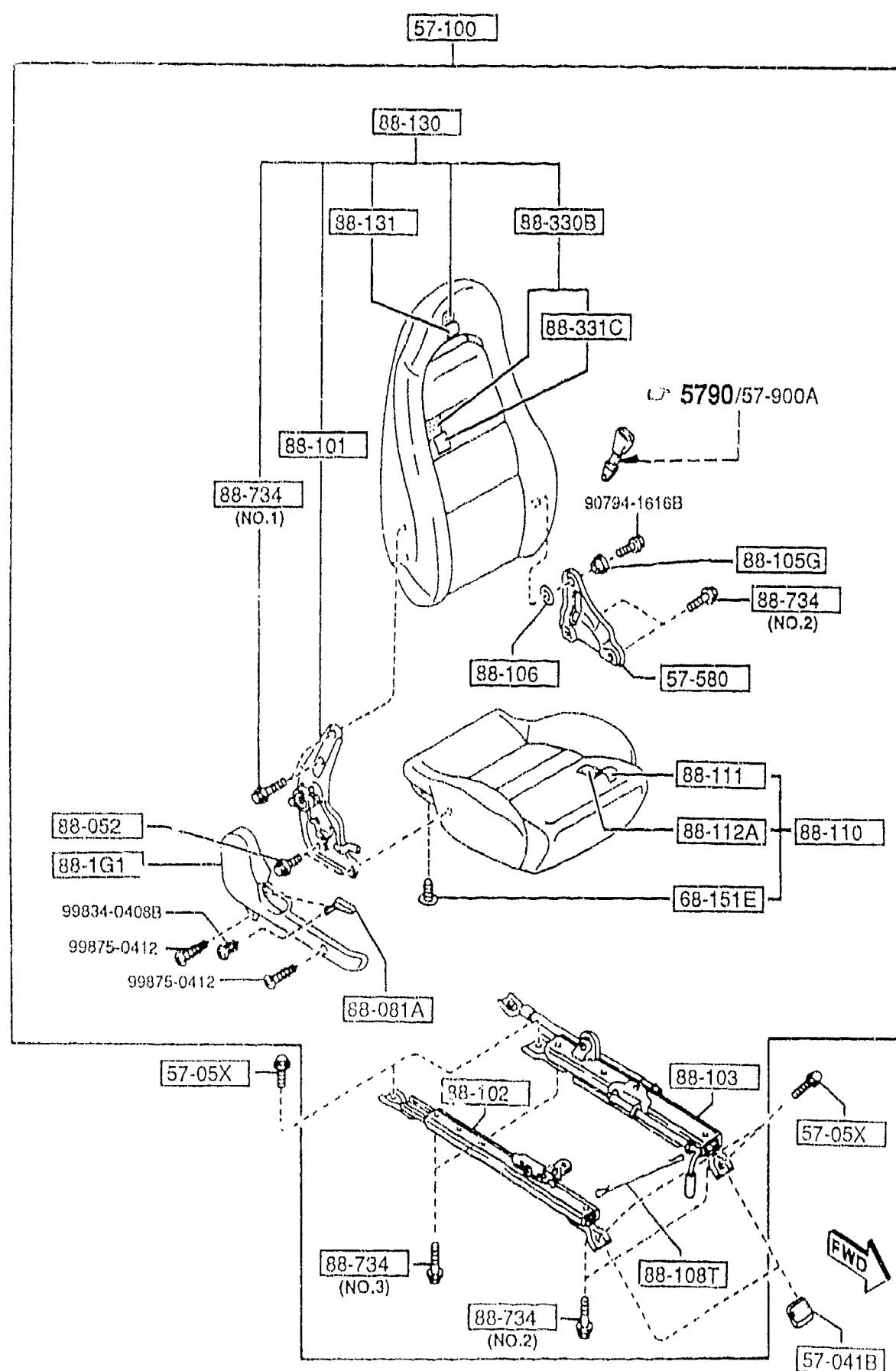
CAT. AUFAD06-04

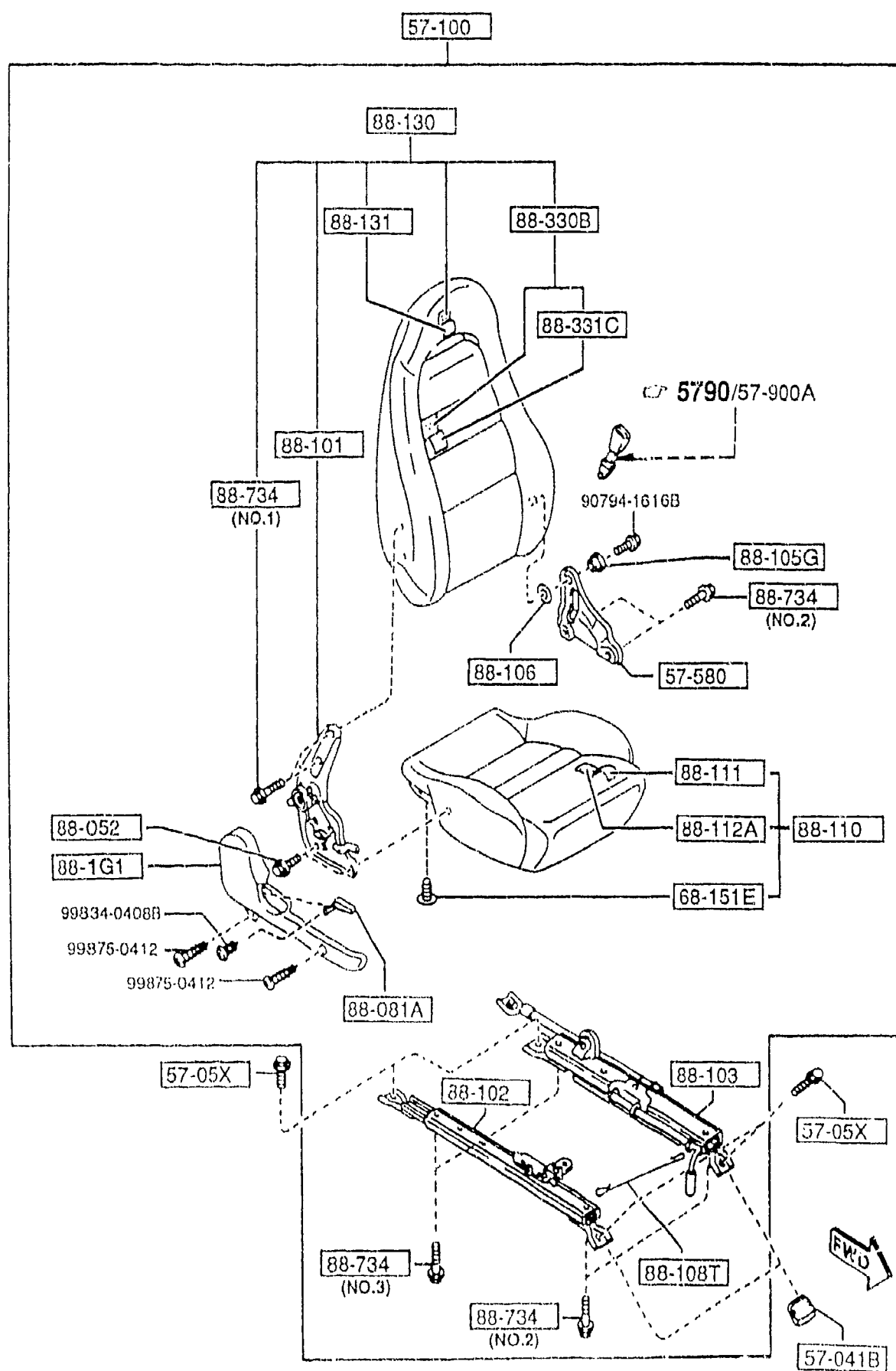
2-M14



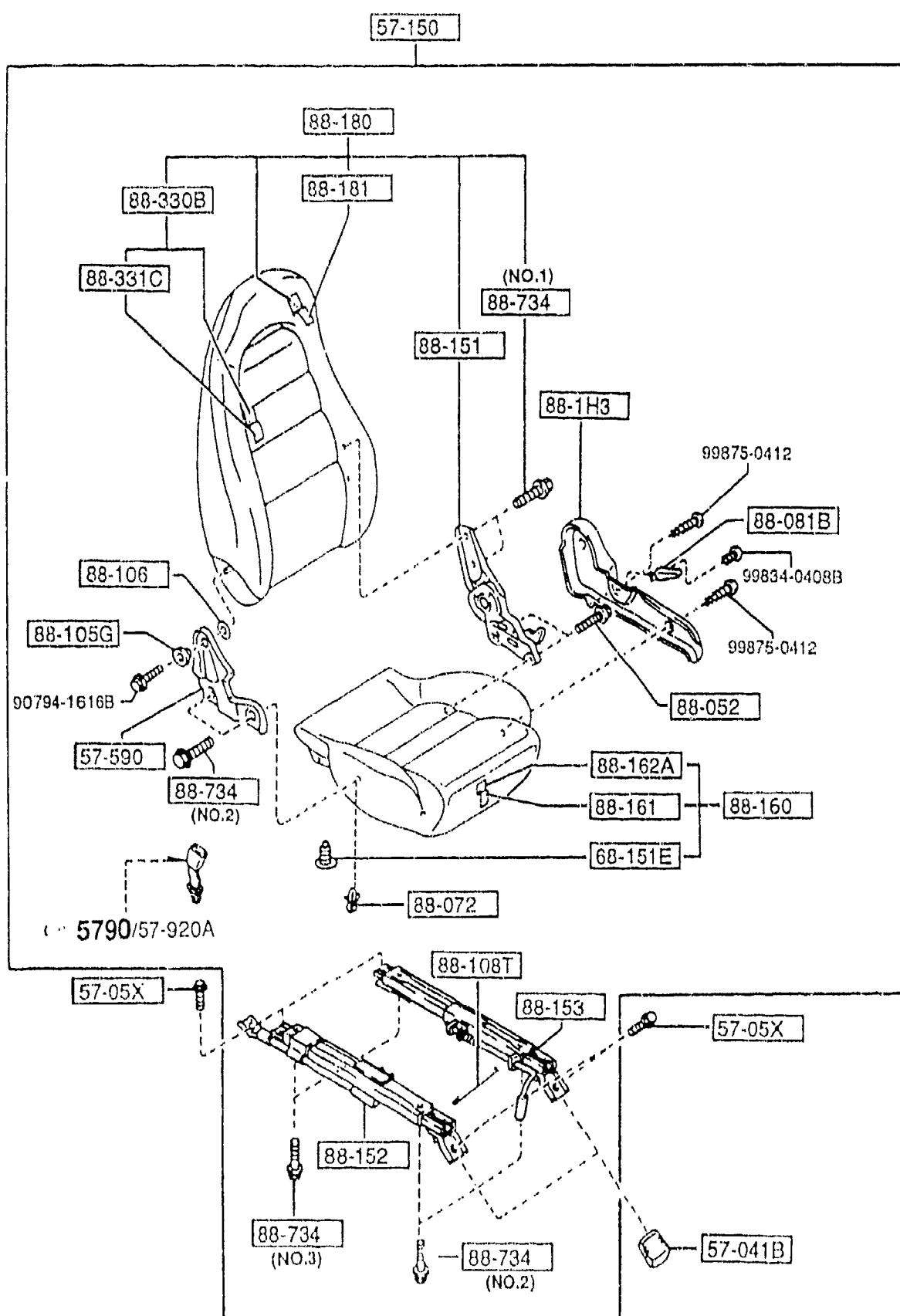
PART NO.	QTY	MODEL/RESTRICTION	MODEL/RESTRICTION	MODEL/RESTRICTION	FROM-TO
60-120B		NOZZLE, DEFROSTER			
FD01-60-120	1				
60-123A		TAPE, SOFT-DEF. NOZZLE			
FD01-60-123	2				
60-181		HOSE, SIDE-DEMISTER			
FD01-60-181	1				
60-181Y		DUCT(L), SIDE DEMIST.			
FD01-60-191	1				
61-161		DUCT, CENTER			
FD01-61-160B	1				
64-71XB		LOUVER(R), VENT. GRILLE			
FD15-64-81XA	1				
02	INT-	FE5 FE6 FE7 BLACK			
64-773		DUCT NO.1(R)			
FD15-64-741	1				
64-772Z		DUCT(L), LAP			
FD01-64-772B	1				
64-773A		DUCT NO.3(R)			
FD15-64-743B	1				
64-820C		DUCT(L), VENTILATOR			
FD01-64-84XA	1				
64-930		GRILLE(C), VENTILATOR			
FD01-64-930A	1				
02	INT-	FE5 FE6 FE7 BLACK			
64-999A		SCREW, TAPPING			
W201-64-999	6				

SEAT TYPES GRADE SPECIFICATIONS	STA TYPE	STC TYPE	STD TYPE
	BASE	R3, R2	OPT-PKG. TOURING
SEAT TRIM	CLOTH "A" 	CLOTH "C" 	LEATHER 
			



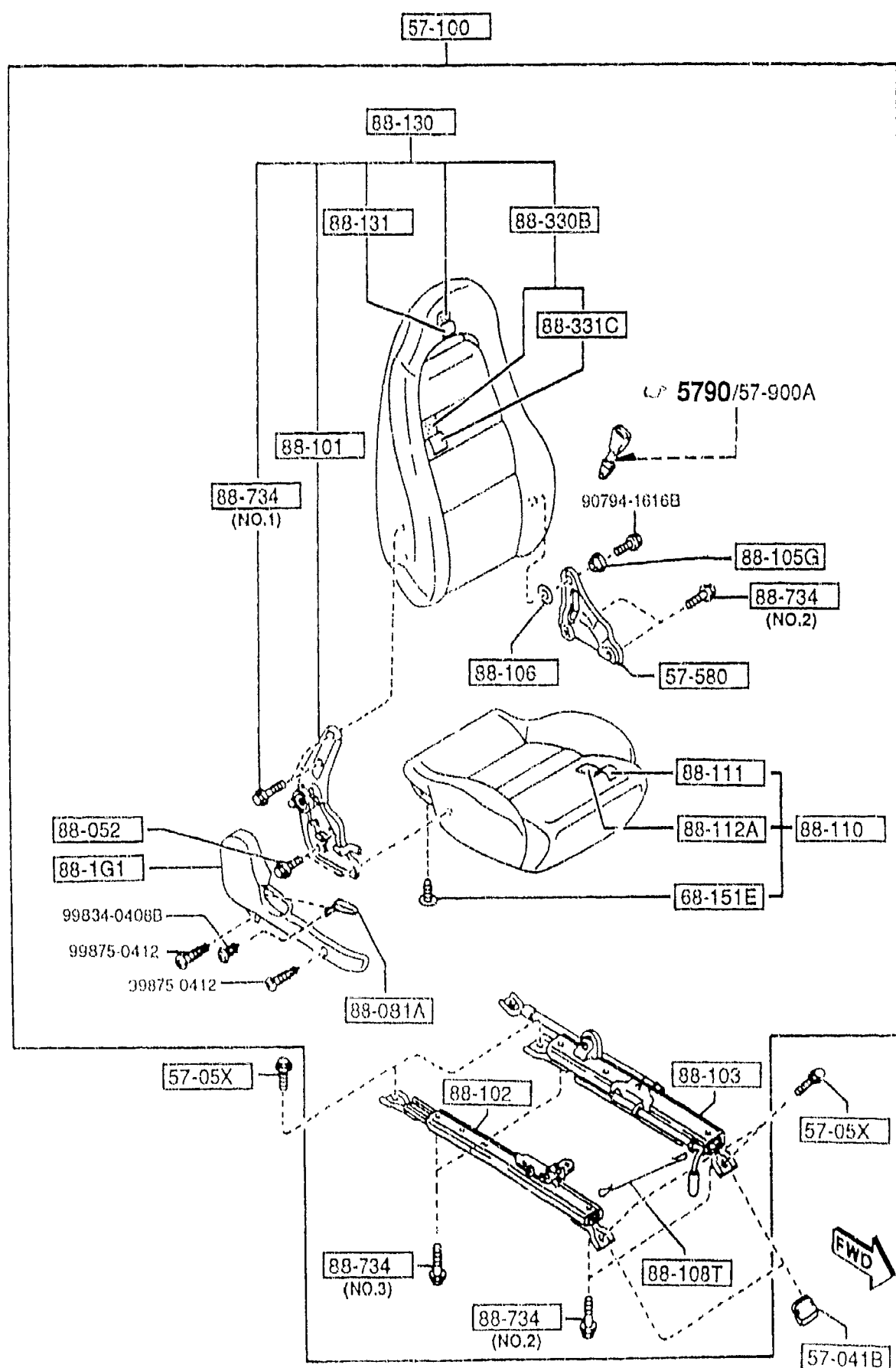


PART NO.	QTY	MODEL/RESTRICTION	MODEL/RESTRICTION	MODEL/RESTRICTION	FROM-TO
57-041B		COVER NO.1,ADJ-FRT			
J001-57-041	4				
02	INT-	FE5 BLACK			
17	INT-	FE7 RED			
33	INT-	FE6 TAN			
57-05X		BOLT, LINK			
B455-57-05XA	8				
57-100		SEAT(R), FRONT			
FD19-57-100A	1	R2, R3, (STC TYPE)			-4B01
02	INT-	FE5 BLACK			
FD15-57-100A	1	BASE, (STA TYPE)			-5301
02	INT-	FE5 BLACK			
FD18-57-100	1	OPT-PKG, TOURING, (STD TYPE)			-5301
02	INT-	FE5 BLACK			
18	INT-	FE7 RED			
34	INT-	FE6 TAN			
FD19-57-100B	1	R2, R3, (STC TYPE)			4B01-5301
02	INT-	FE5 BLACK			
FD15-57-100C	1	BASE, (STA TYPE)			5301-
02	INT-	FE5 BLACK			
FD18-57-100B	1	OPT-PKG, TOURING, (STD TYPE)			5301-
02	INT-	FE5 BLACK			
18	INT-	FE7 RED			
34	INT-	FE6 TAN			
FD19-57-100D	1	R2, R3, (STC TYPE)			5301-
02	INT-	FE5 BLACK			
57-150		SEAT(L), FRONT			
FD03-57-150D	1	R2, R3, (STC TYPE)			-4B01
02	INT-	FE5 BLACK			
4B01 FD333 -400022					
5301 FD333 -400027					

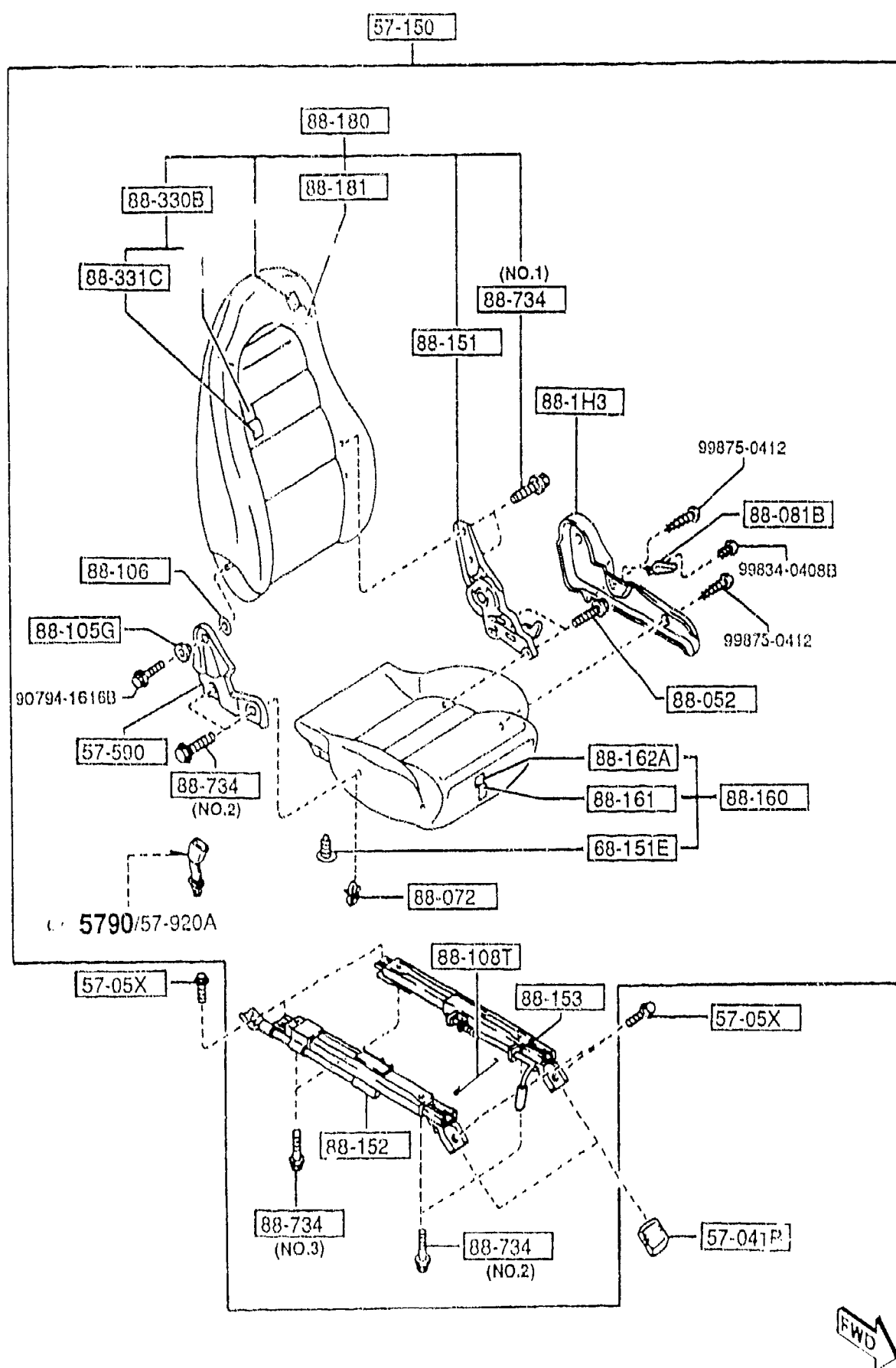


PART NO.	QTY	MODEL/RESTRICTION	MODEL/RESTRICTION	MODEL/RESTRICTION	FROM-TO
CONT'D					
FD01-57-150D	1	BASE, (STA TYPE)			-5301
02	INT-	FE5 BLACK			
FD05-57-150D	1	OPT-PKG, TOURING, (STD TYPE)			-5301
02	INT-	FE5 BLACK			
18	INT-	FE7 RED			
34	INT-	FE6 TAN			
FD03-57-150E	1	R2, R3, (STC TYPE)			4801-5301
02	INT-	FE5 BLACK			
FD01-57-150F	1	BASE, (STA TYPE)			5301-
02	INT-	FE5 BLACK			
FD03-57-150G	1	R2, R3, (STC TYPE)			5301-
02	INT-	FE5 BLACK			
FD05-57-150F	1	OPT-PKG, TOURING, (STD TYPE)			5301-
02	INT-	FE5 BLACK			
18	INT-	FE7 RED			
34	INT-	FE6 TAN			
+-----+ 57-580 +-----+		BRACKET(R),FRT SEAT			
FD01-88-124	1				
+-----+ 57-590 +-----+		BRACKET(L),FRT SEAT			
FD01-88-174	1				
+-----+ 68-151E +-----+		CLIP			
B102-68-865	10				
00	INT-	FE5 FE6 FE7 BLACK			
+-----+ 88-052 +-----+		BOLT			
FD01-88-062	4				
+-----+ 88-072 +-----+		CLIP			
FD01-88-072	2				
+-----+ 88-081A +-----+		KNOB(R),KNUCKLE			

4801 FD333 -400022
5301 FD333 -400027

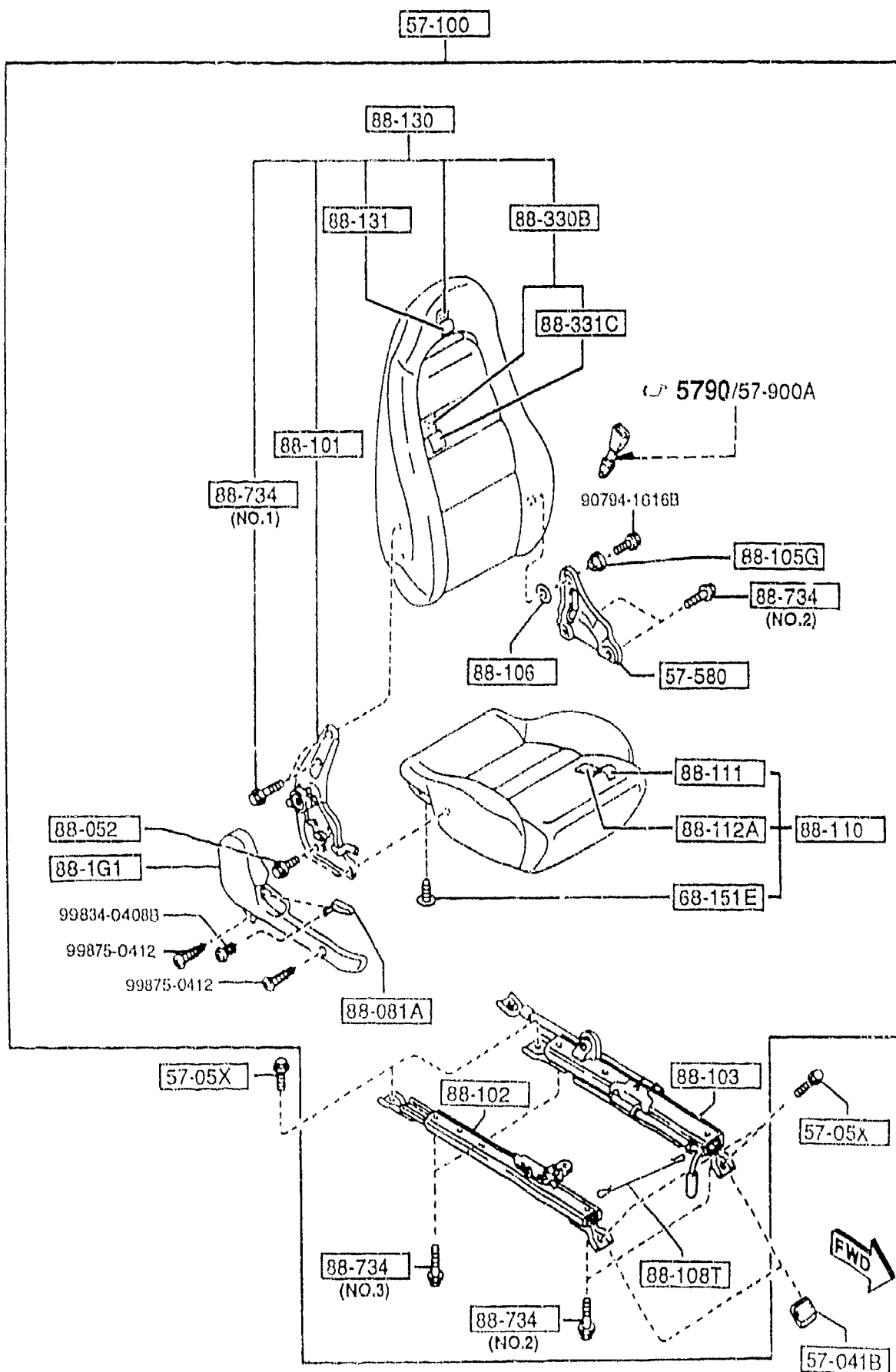


PART NO.	QTY	MODEL/RESTRICTION	MODEL/RESTRICTION	MODEL/RESTRICTION	FROM-TO
CONT'D					
FD01-88-1G5	1				
02	INT-	FE5 BLACK			
17	INT-	FE7 RED			
33	INT-	FE6 TAN			
+-----+					
88-081B		KNOB(L), KNUCKLE			
+-----+					
FD01-88-1H5	1				
02	INT-	FE5 BLACK			
17	INT-	FE7 RED			
33	INT-	FE6 TAN			
+-----+					
88-1G1		COVER NO.1, SIDE-F. SE			
+-----+		AT			
FD01-88-1G1	1				
02	INT-	FE5 BLACK			
17	INT-	FE7 RED			
33	INT-	FE6 TAN			
+-----+					
88-1H3		COVER NO.4, SIDE-F. SE			
+-----+		AT			
FD01-88-1H3	1				
02	INT-	FE5 BLACK			
17	INT-	FE7 RED			
.3	INT-	FE6 TAN			
+-----+					
88-101		KNUCKLE(R), RECLINING			
+-----+					
FD01-88-101	1				
+-----+					
88-102		ADJUSTER, NO.1			
+-----+					
FD01-88-102	1				
+-----+					
88-103		ADJUSTER, NO.2			
+-----+					
FD11-88-103	1				
+-----+					
88-105G		BUSH, HINGE			
+-----+					
FD01-88-005	2				
+-----+					
88-106		WASHER			
+-----+					
FD01-88-006	2				



PART NO.	QTY	MODEL/RESTRICTION	MODEL/RESTRICTION	MODEL/RESTRICTION	FROM-TO
88-108T		WIRE, RELEASE			
FD01-88-106	2				
88-110		CUSHION(R), FRT SEAT			
F110-88-110	1	R2, R3, (STC TYPE)			-4B01
02	INT-	FE5 BLACK			
FD15-88-110	1	BASE, (STA TYPE)			-5301
02	INT-	FE5 BLACK			
FD18-88-110	1	OPT-PKG, TOURING, (STD TYPE)			-5301
02	INT-	FE5 BLACK			
18	INT-	FE7 RED			
34	INT-	FE6 TAN			
F110-88-110A	1	R2, R3, (STC TYPE)			4B01-5301
02	INT-	FE5 BLACK			
FD15-88-110A	1	BASE, (STA TYPE)			5301-
02	INT-	FE5 BLACK			
FD18-88-110A	1	OPT-PKG, TOURING, (STD TYPE)			5301-
02	INT-	FE5 BLACK			
18	INT-	FE7 RED			
34	INT-	FE6 TAN			
F110-88-110B	1	R2, R3, (STC TYPE)			5301-
02	INT-	FE5 BLACK			
88-111		TRIM(R), SEAT CUSHION			
FD03-88-111	1	R2, R3, (STC TYPE)			-4B01
02	INT-	FE5 BLACK			
FD01-88-111	1	BASE, (STA TYPE)			-5301
02	INT-	FE5 BLACK			
FD05-88-111	1	OPT-PKG, TOURING, (STD TYPE)			-5301
02	INT-	FE5 BLACK			

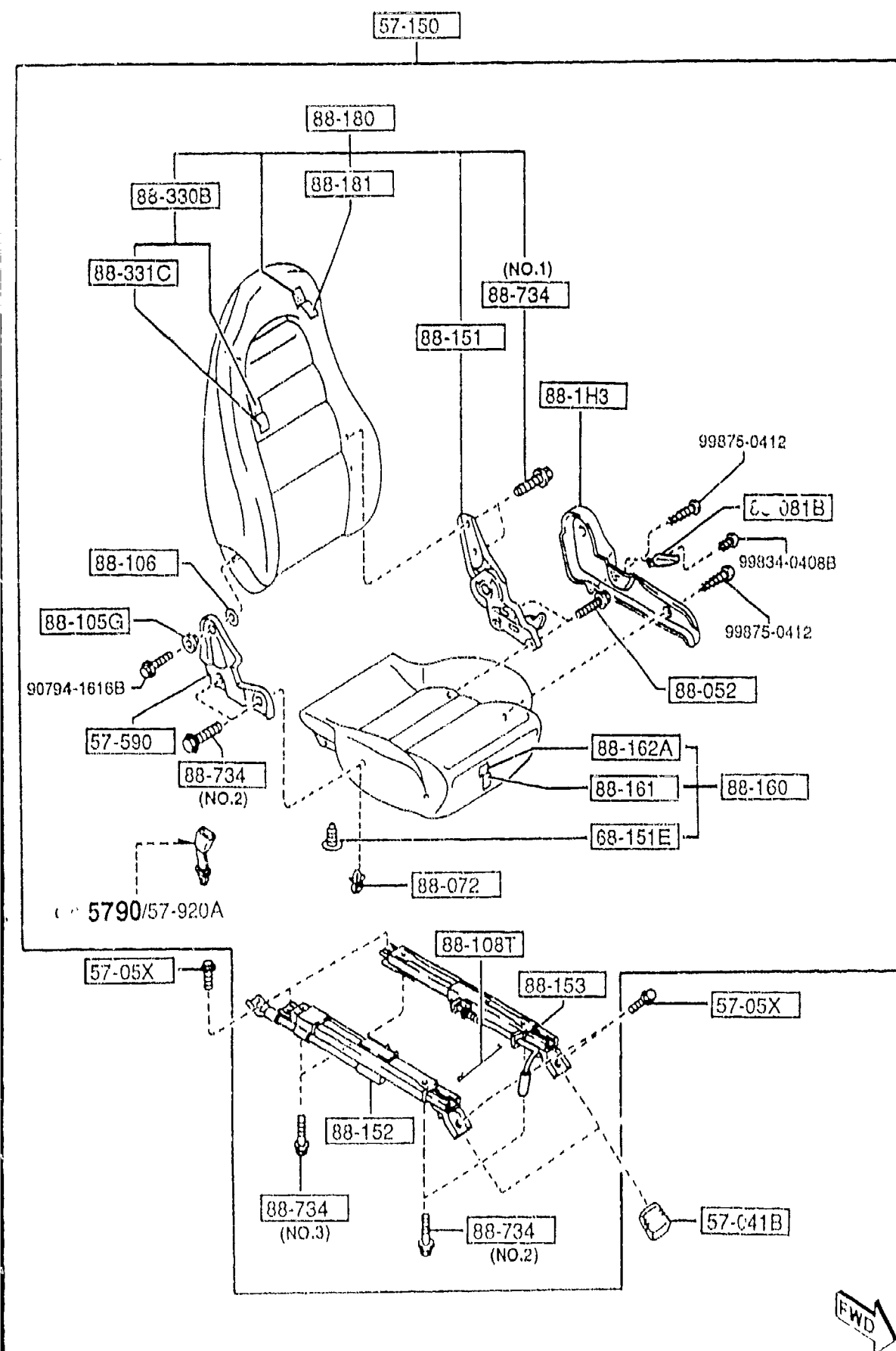
4B01 FD333 -400022
5301 FD333 -400027



5700 -5 FRONT SEATS

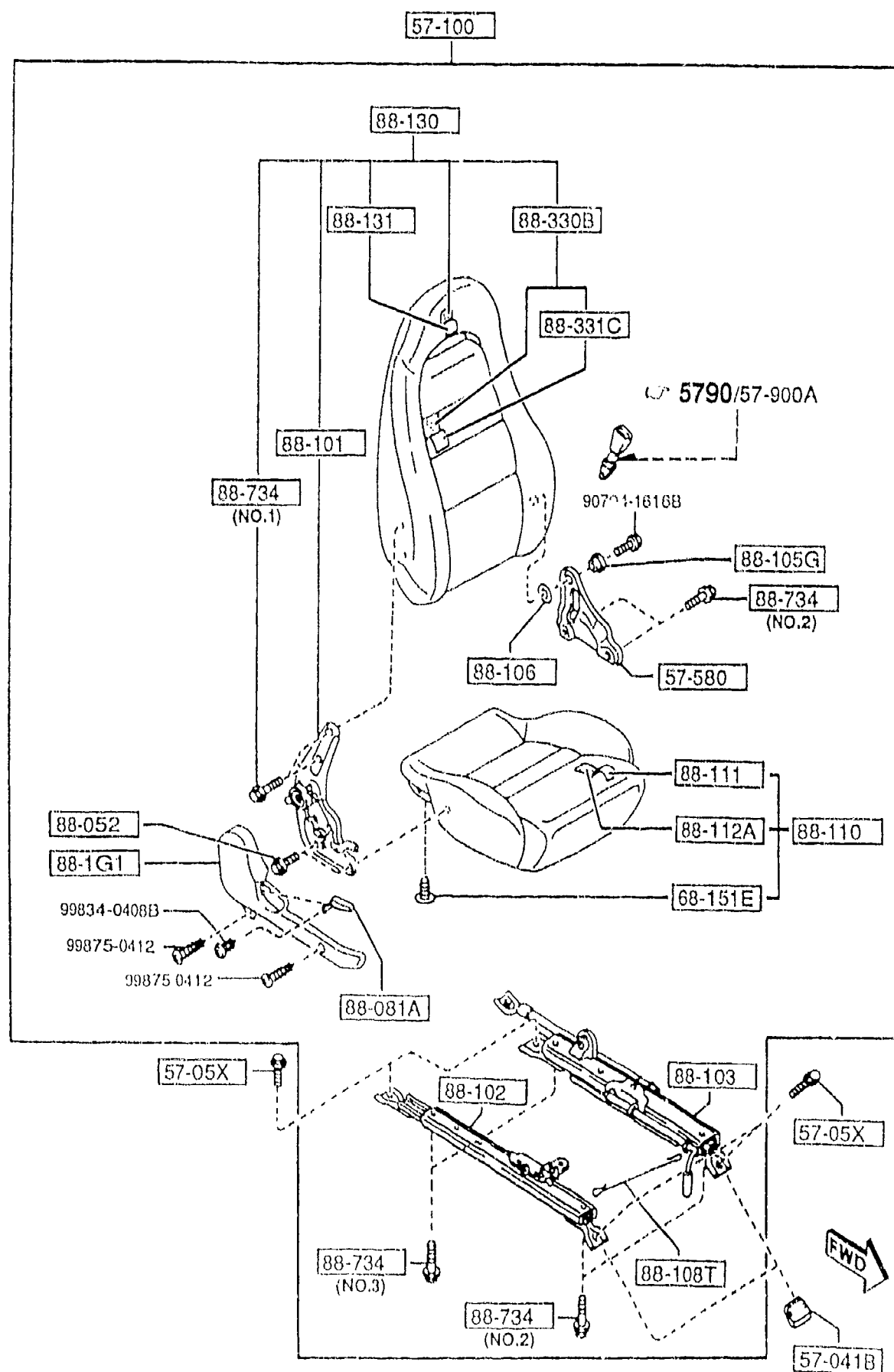
PART NO.	QTY	MODEL/RESTRICTION	MODEL/RESTRICTION	MODEL/RESTRICTION	FROM-TO
CONT'D					
18	INT-	FE7 RED			
34	INT-	FE6 TAN			
FD03-88-111A	1	R2, R3, (STC TYPE)			4801-5301
02	INT-	FE5 BLACK			
FD01-88-111A	1	BASE, (STA TYPE)			5301-
02		BLACK			
FD03-88-111B	1	R2, R3, (STC TYPE)			5301-
02	INT-	FE5 BLACK			
FD05-88-111A	1	OPT-PKG, TOURING, (STD TYPE)			5301-
02	INT-	FE5 BLACK			
18	INT-	FE7 RED			
34	INT-	FE6 TAN			
88-112A		PAD(R), CUSHION-FRT			
FD15-88-112	1				
88-130		BACK(R), FRONT SEAT			
FD19-88-130A	1	R2, R3, (STC TYPE)			-4801
02	INT-	FE5 BLACK			
FD15-88-130A	1	BASE, (STA TYPE)			-5301
02	INT-	FE5 BLACK			
FD18-88-130	1	OPT-PKG, TOURING, (STD TYPE)			-5301
02	INT-	FE5 BLACK			
18	INT-	FE7 RED			
34	INT-	FE6 TAN			
FD19-88-130B	1	R2, R3, (STC TYPE)			4801-5301
02	INT-	FE5 BLACK			
FD15-88-130C	1	BASE, (STA TYPE)			5301-
02	INT-	FE5 BLACK			
FD18-88-130B	1	OPT-PKG, TOURING, (STD TYPE)			5301-

4801 FD333 -400022
5301 FD333 -400027

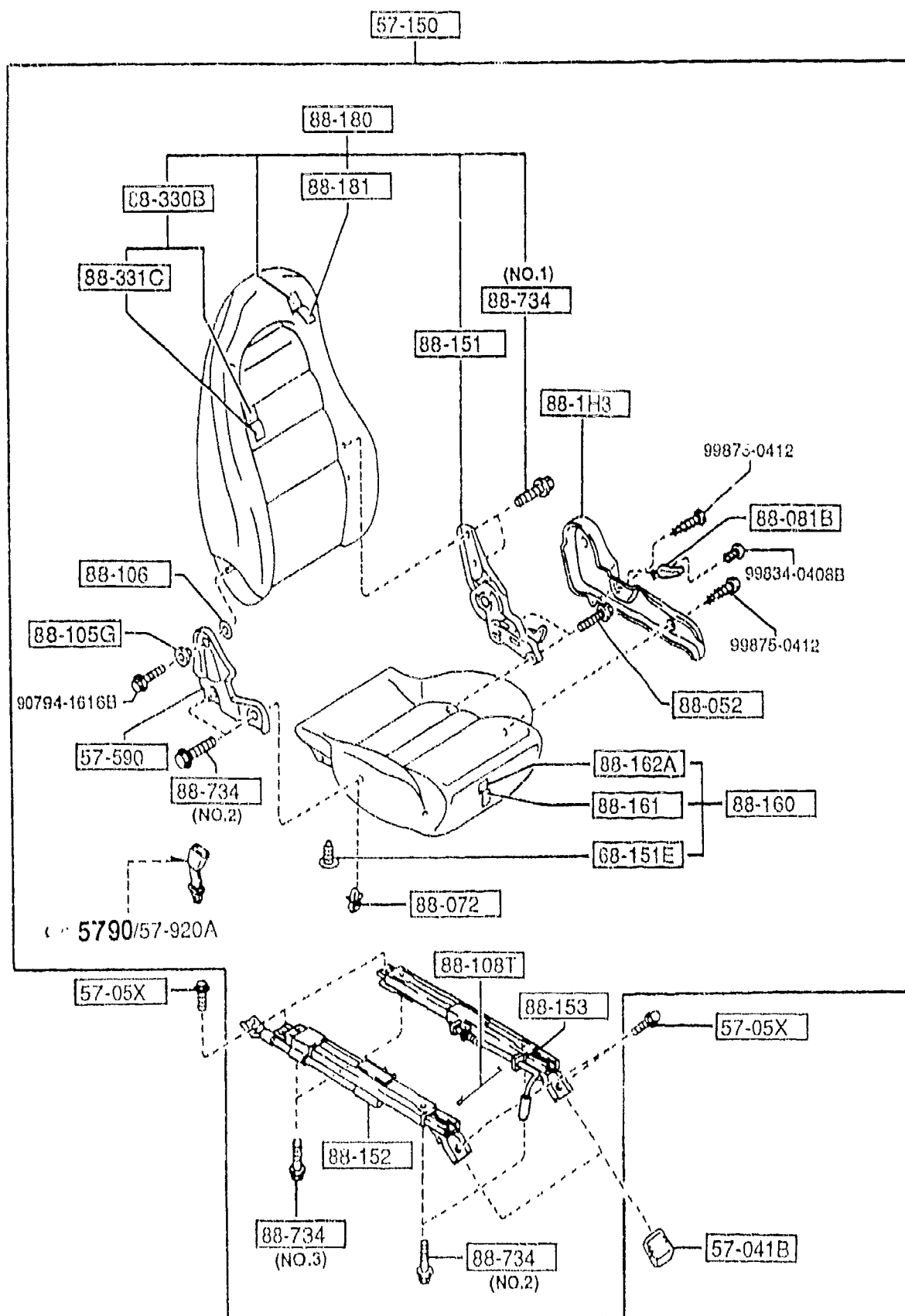


PART NO.	QTY	MODEL/RESTRICTION	MODEL/RESTRICTION	MODEL/RESTRICTION	FROM-TO
CONT'D					
02	INT-	FE5 BLACK			
18	INT-	FE7 RED			
34	INT-	FE6 TAN			
FD19-88-130D	1	R2, R3, (STC TYPE)			5301-
02	INT-	FE5 BLACK			
+-----+ 88-131 +-----+		TRIM(R), SEAT BACK			
FD15-88-131	1	BASE, (STA TYPE)			-5301
02	INT-	FE5 BLACK			
FD18-88-131	1	OPT-PKG, TOURING, (STD TYPE)			-5301
02	INT-	FE5 BLACK			
18	INT-	FE7 RED			
34	INT-	FE6 TAN			
FD19-88-131	1	R2, R3, (STC TYPE)			-5301
02	INT-	FE5 BLACK			
FD15-88-131A	1	BASE, (STA TYPE)			5301-
02	INT-	FE5 BLACK			
FD18-88-131A	1	OPT-PKG, TOURING, (STD TYPE)			5301-
02	INT-	FE5 BLACK			
18	INT-	FE7 RED			
34	INT-	FE6 TAN			
FD19-88-131A	1	R2, R3, (STC TYPE)			5301-
02	INT-	FE5 BLACK			
+-----+ 88-151 +-----+		KNUCKLE(L), RECLINING			
FD01-88-155	1				
+-----+ 88-152 +-----+		ADJUSTER NO.3			
FD01-88-152	1				
+-----+ 88-153 +-----+		ADJUSTER NO.4			
FD01-88-153	1				

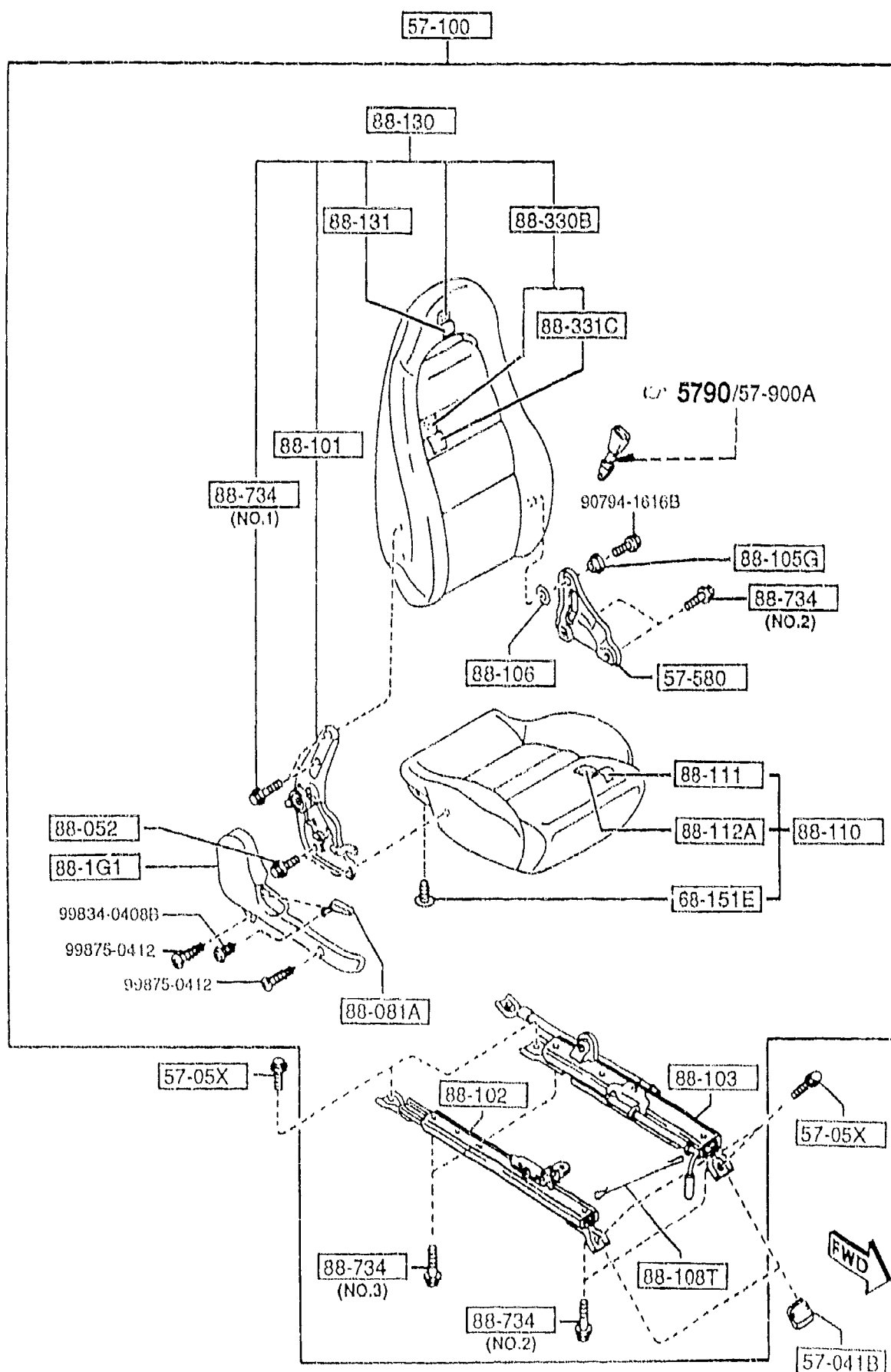
5301 FD333 -400027



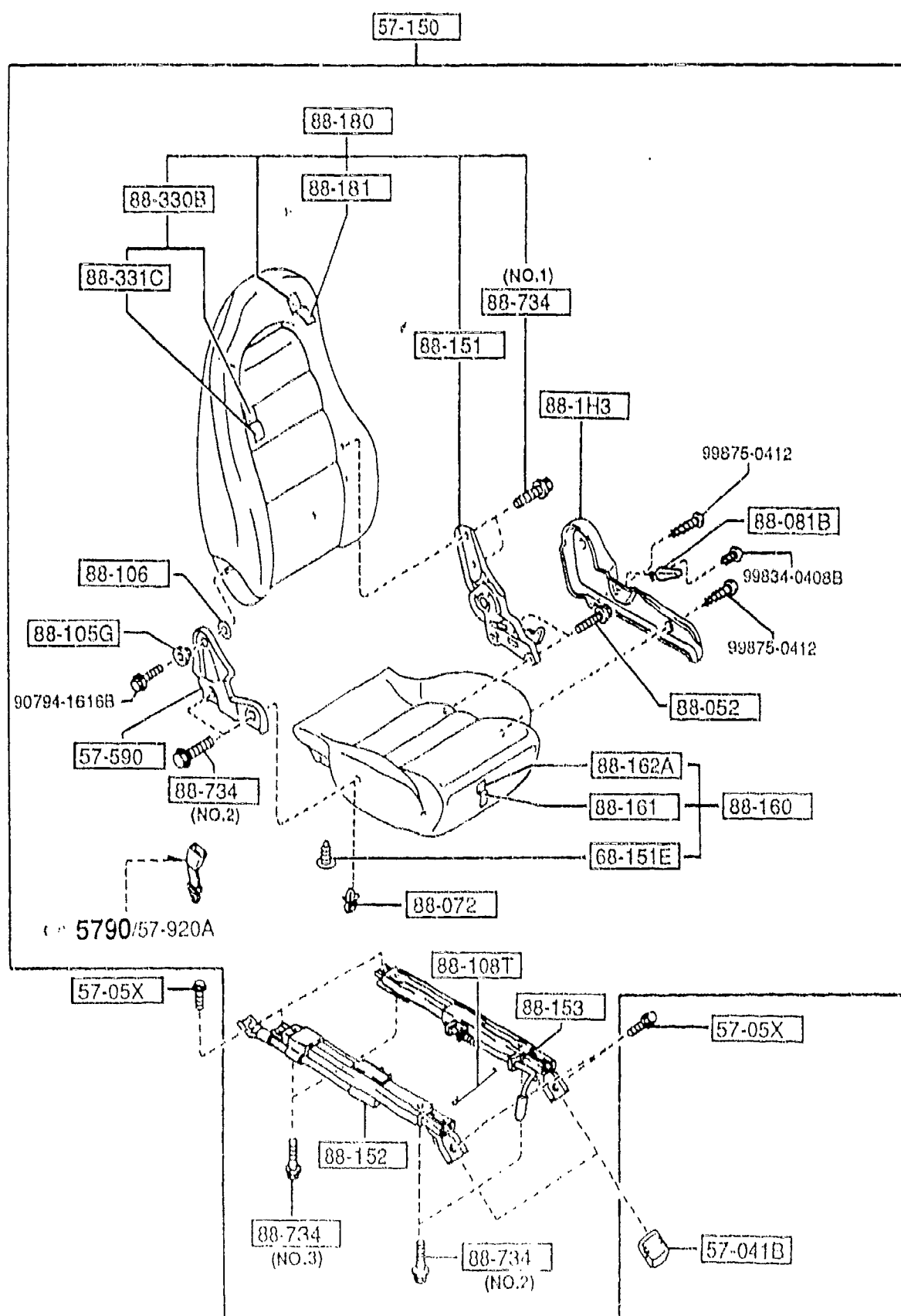
PART NO.	QTY	MODEL/RESTRICTION	MODEL/RESTRICTION	MODEL/RESTRICTION	FROM-TO
88-160		CUSHION(L), FRT SEAT			
FD03-88-160	1	R2, R3, (STC TYPE)			-4B01
02	INT-	FE5 BLACK			
FD01-88-160	1	BASE, (STA TYPE)			-5301
02	INT-	FE5 BLACK			
FD05-88-160	1	OPT-PKG, TOURING, (STD TYPE)			-5301
02	INT-	FE5 BLACK			
18	INT-	FE7 RED			
34	INT-	FE6 TAN			
FD03-88-160A	1	R2, R3, (STC TYPE)			4B01-5301
02	INT-	FE5 BLACK			
FD01-88-160A	1	BASE, (STA TYPE)			5301-
02	INT-	FE5 BLACK			
FD03-88-160B	1	R2, R3, (STC TYPE)			5301-
02	INT-	FE5 BLACK			
FD05-88-160A	1	OPT-PKG, TOURING, (STD TYPE)			5301-
02	INT-	FE5 BLACK			
18	INT-	FE7 RED			
34	INT-	FE6 TAN			
88-161		TRIM(L), SEAT CUSHION			
FD03-88-161	1	R2, R3, (STC TYPE)			-4B01
02	INT-	FE5 BLACK			
FD01-88-161	1	BASE, (STA TYPE)			-5301
02	INT-	FE5 BLACK			
FD05-88-161	1	OPT-PKG, TOURING, (STD TYPE)			-5301
02	INT-	FE5 BLACK			
18	INT-	FE7 RED			
34	INT-	FE6 TAN			
FD03-88-161A	1	R2, R3,			4B01-5301
4B01 FD333 -400022 5301 FD333 -400027					



PART NO.	QTY	MODEL/RESTRICTION	MODEL/RESTRICTION	MODEL/RESTRICTION	FROM-TO
CONT'D					
02	INT-	FE5 BLACK			
FD01-88-161A	1	BASE, (STA TYPE)			5301-
02	INT-	FE5 BLACK			
FD03-88-161B	1	R2, R3, (STC TYPE)			5301-
02	INT-	FE5 BLACK			
FD05-88-161A	1	OPT-PKG, TOURING, (STD TYPE)			5301-
02	INT-	FE5 BLACK			
18	INT-	FE7 RED			
34	INT-	FE6 TAN			
		88-162A	PAD(L), CUSHION-FRT		
FD01-88-162	1				
		88-180	BACK(L), FRONT SEAT		
FD03-88-180A	1	R2, R3, (STC TYPE)			-4B01
02	INT-	FE5 BLACK			
FD01-88-180A	1	BASE, (STA TYPE)			-5301
02	INT-	FE5 BLACK			
FD05-88-180	1	OPT-PKG, TOURING, (STD TYPE)			-5301
02	INT-	FE5 BLACK			
18	INT-	FE7 RED			
34	INT-	FE6 TAN			
FD03-88-180B	1	R2, R3, (STC TYPE)			4B01-5301
02	INT-	FE5 BLACK			
FD01-88-180C	1	BASE, (STA TYPE)			5301-
02	INT-	FE5 BLACK			
FD03-88-180D	1	R2, R3, (STC TYPE)			5301-
02	INT-	FE5 BLACK			
FD05-88-180B	1	OPT-PKG, TOURING, (STD TYPE)			5301-
4B01 FD333 -400022					
5301 FD333 -400027					



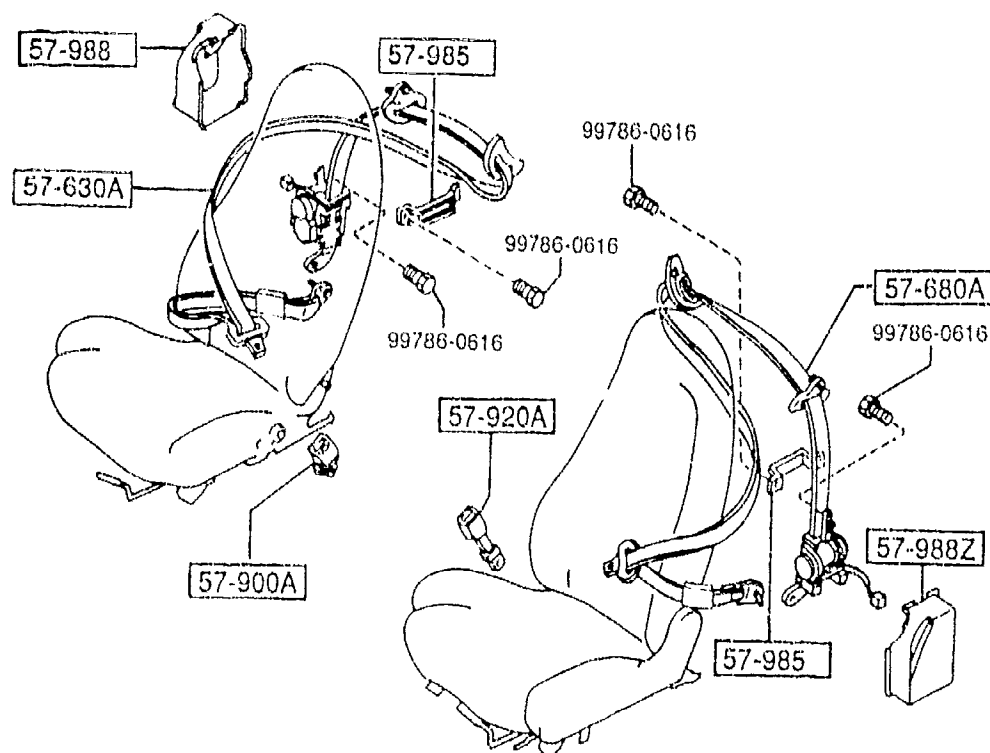
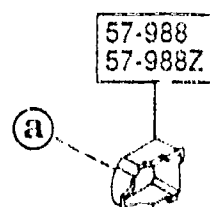
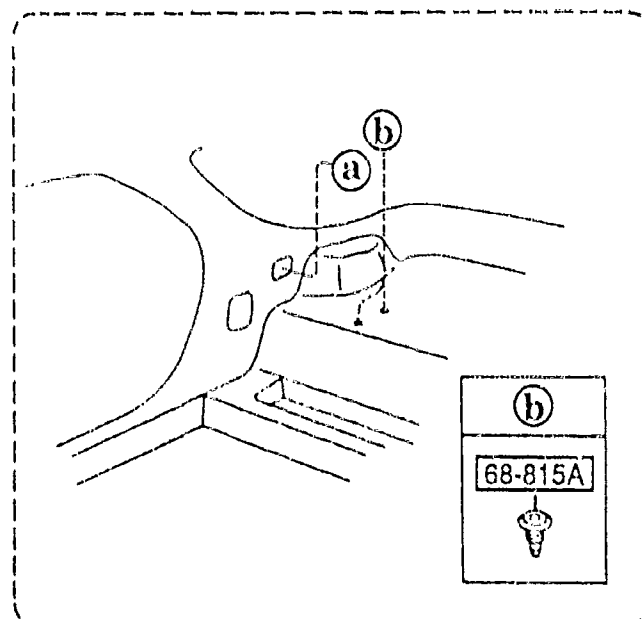
PART NO.	QTY	MODEL/RESTRICTION	MODEL/RESTRICTION	MODEL/RESTRICTION	FROM-TO
CONT'D					
02	INT-	FE5 BLACK			
18	INT-	FE7 RED			
34	INT-	FE6 TAN			
+-----+					
88-181		TRIM(L), SEAT BACK			
+-----+					
FD01-88-181	1	BASE, (STA TYPE)			-5301
02	INT-	FE5 BLACK			
FD03-88-181	1	R2, R3, (STC TYPE)			-5301
02	INT-	FE5 BLACK			
FD05-88-181	1	OPT-PKG, TOURING, (STD TYPE)			-5301
02	INT-	FE5 BLACK			
18	INT-	FE7 RED			
34	INT-	FE6 TAN			
FD01-88-181A	1	BASE, (STA TYPE)			5301-
02	INT-	FE5 BLACK			
FD03-88-181A	1	R2, R3, (STC TYPE)			5301-
02	INT-	FE5 BLACK			
FD05-88-181A	1	OPT-PKG, TOURING, (STD TYPE)			5301-
02	INT-	FE5 BLACK			
18	INT-	FE7 RED			
34	INT-	FE6 TAN			
+-----+					
88-330B		BACK(C), FRT SEAT			
+-----+					
FD03-88-6D0A	2	R2, R3, (STC TYPE)			-4B01
02	INT-	FE5 BLACK			
FD01-88-6D0A	2	BASE, (STA TYPE)			-5301
02	INT-	FE5 BLACK			
FD05-88-6D0	2	OPT-PKG, TOURING, (STD TYPE)			-5301
02	INT-	FE5 BLACK			
18	INT-	FE7 RED			
34	INT-	FE6 TAN			
4B01 FD333 -400022					
5301 FD333 -400027					



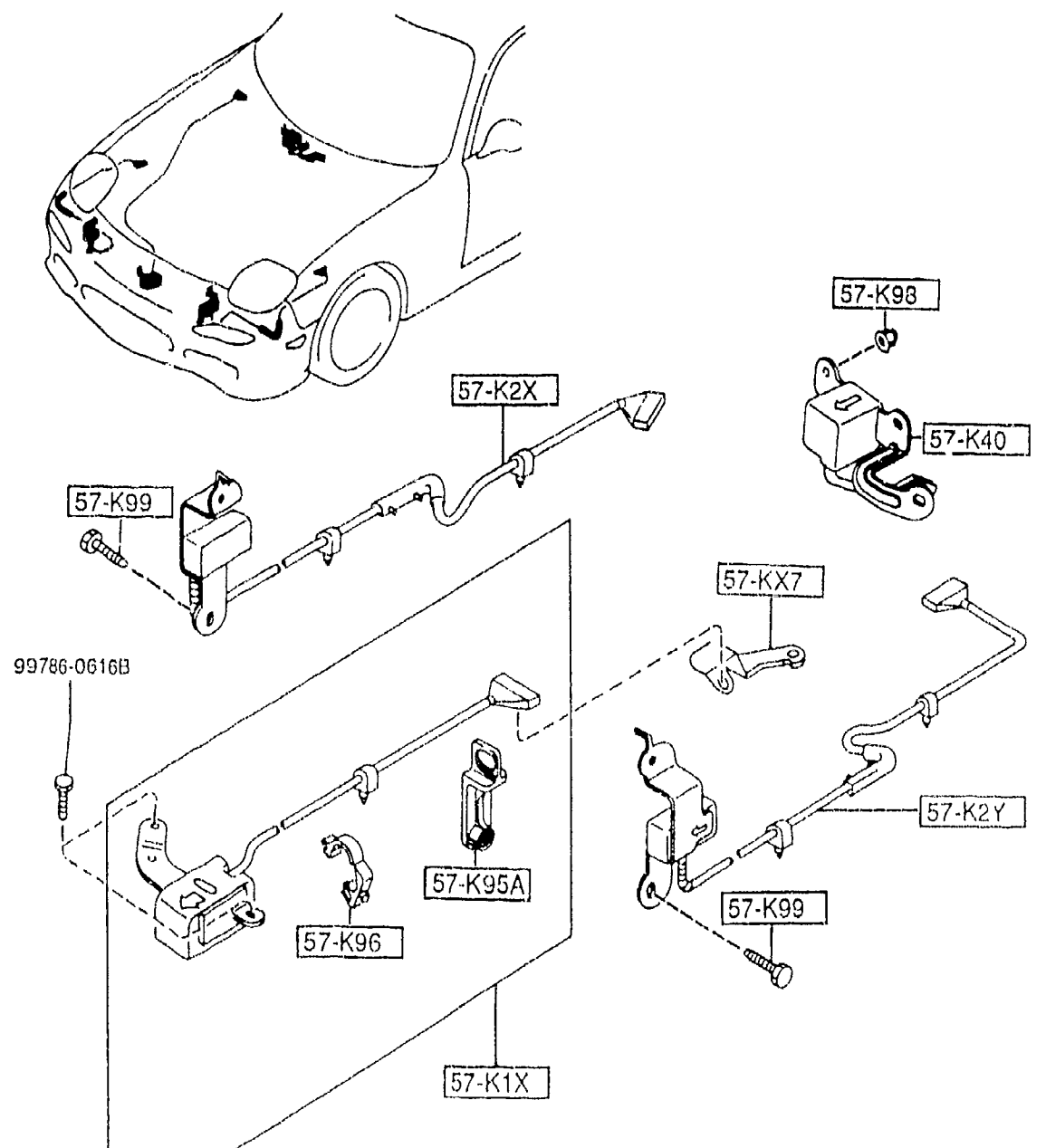
PART NO.	QTY	MODEL/RESTRICTION	MODEL/RESTRICTION	MODEL/RESTRICTION	FROM TO
CONT'D					
FD03-88-6D0B	2	R2, R3, (STC TYPE)			4801-5301
02	INT-	FE5 BLACK			
FD01-88-6D0B	2	BASE, (STA TYPE)			5301-
02	INT-	FE5 BLACK			
FD03-88-6D0C	2	R2, R3, (STC TYPE)			5301-
02	INT-	FE5 BLACK			
FD05-88-6D0A	2	OPT-PKG, TOURING, (STD TYPE)			5301-
02	INT-	FE5 BLACK			
18	INT-	FE7 RED			
34	INT-	FE6 TAN			
88-331C		TRIM(C), FRT BACK			
FD03-88-6D2A	2	R2, R3, (STC TYPE)			-4801
02	INT-	FE5 BLACK			
FD01-88-6D2A	2	BASE, (STA TYPE)			-5301
02	INT-	FE5 BLACK			
FD05-88-6D2	2	OPT-PKG, TOURING, (STD TYPE)			-5301
02	INT-	FE5 BLACK			
18	INT-	FE7 RED			
34	INT-	FE6 TAN			
FD03-88-6D2B	2	R2, R3, (STC TYPE)			4801-5301
02	INT-	FE5 BLACK			
FD01-88-6D2B	2	BASE, (STA TYPE)			5301-
02	INT-	FE5 BLACK			
FD03-88-6D2C	2	R2, R3, (STC TYPE)			5301-
02	INT-	FE5 BLACK			
FD05-88-6D2A	2	OPT-PKG, TOURING, (STD TYPE)			5301-
02	INT-	FE5 BLACK			
18	INT-	FE7 RED			

4801 FD333 -400022
5301 FD333 -400027

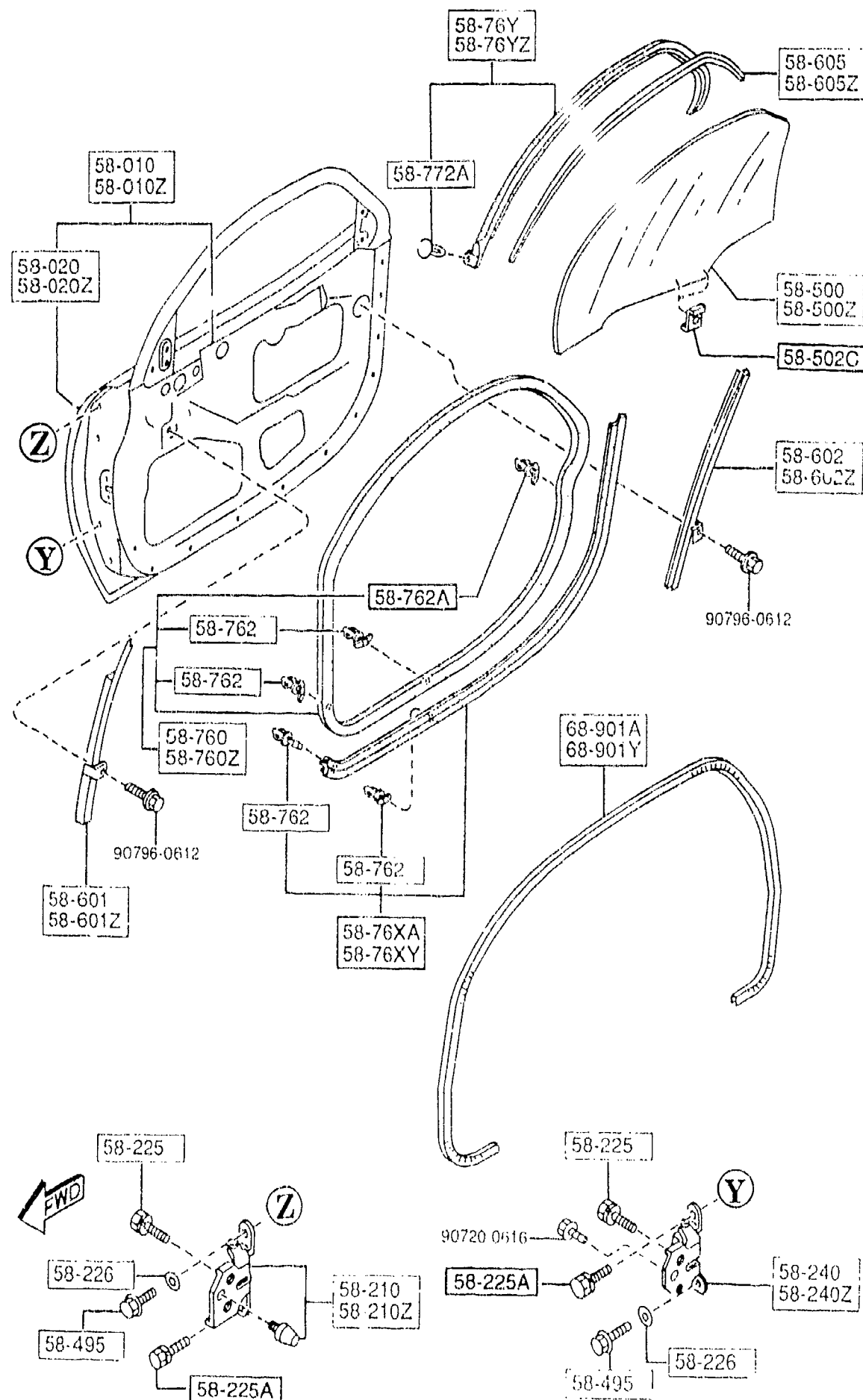




PART NO.	QTY	MODEL/RESTRICTION	MODEL/RESTRICTION	MODEL/RESTRICTION	FROM-TO
57-630A		BELT'B'(R),FRT SEAT			
FD15-57-630F	1				
00	INT-	FE5 FE6 FE7 BLACK			
57-680A		BELT'B'(L),FRT SEAT			
FD15-57-690F	1				
00	INT-	FE5 FE6 FE7 BLACK			
57-900A		BELT'A'(R),FRT SEAT			
FD01-57-620B	1				
02	INT-	FE5 FE6 FE7 BLACK			
57-920A		BELT'A'(L),FRT SEAT			
FD01-57-680D	1				
02	INT-	FE5 FE6 FE7 BLACK			
57-985		PLATE SET,SEAT BELT			
FD01-57-985A	2				
57-988		COVER(R),RETRACTOR			
FD01-57-988	1	(FOR FRONT)			
F100-57-988	1	(FOR REAR)			
57-988Z		COVER(L),RETRACTOR			
FD01-57-989	1	(FOR FRONT)			
F100-57-989	1	(FOR REAR)			
68-815A		TACKER			
1011-68-815	4				

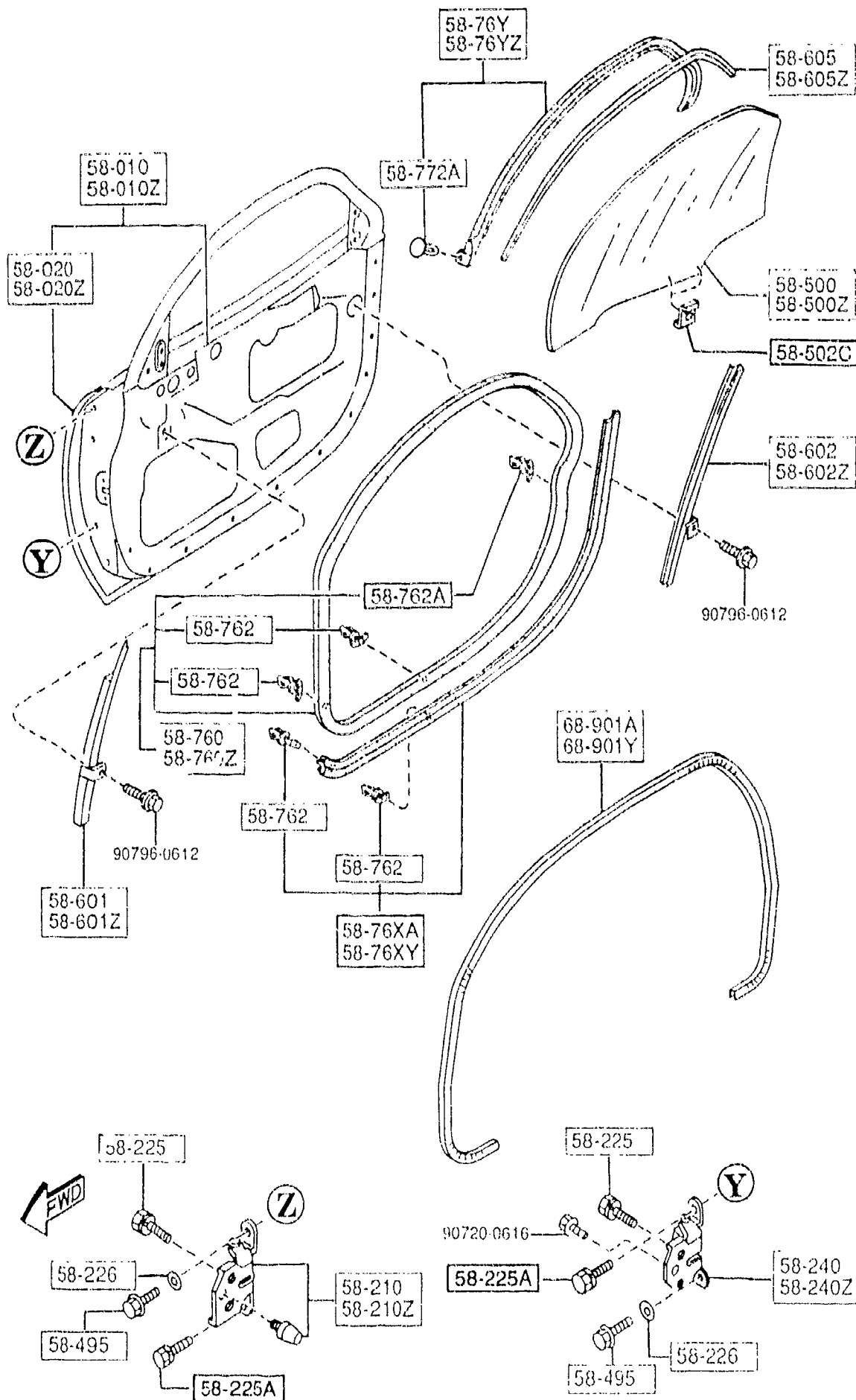


PART NO.	QTY	MODEL/RESTRICTION	MODEL/RESTRICTION	MODEL/RESTRICTION	FROM-TO
+-----+ 57-KX7 +-----+ FD01-57-KX7	1	BRACKET,AIR BAG			
+-----+ 57-K00 +-----+ FD15-57-K00A	1	MODULE,AIR BAG			
+-----+ 57-K1X +-----+ FD01-57-K1XD	1	SENSOR,AIR BAG			
+-----+ 57-K2X +-----+ FD15-57-K2X	1	SENSOR(R),AIR BAG			
+-----+ 57-K2Y +-----+ FD01-57-K2YC	1	SENSOR(L),AIR BAG			
+-----+ 57-K40 +-----+ FD01-57-K40A	1	SENSOR,AIR BAG-INNER			
+-----+ 57-K50 +-----+ FD15-57-K7X	1	MODULE,AIR BAG PASSE NGER			
+-----+ 57-K95A +-----+ FD01-57-K95	1	CLIP,AIR BAG			
+-----+ 57-K96 +-----+ FD01-57-K96	1	CLIP			
+-----+ 57-K98 +-----+ FC66-57-K98	2	NUT			
+-----+ 57-K99 +-----+ FC66-57-K99	4	SCREW,TAPPING			



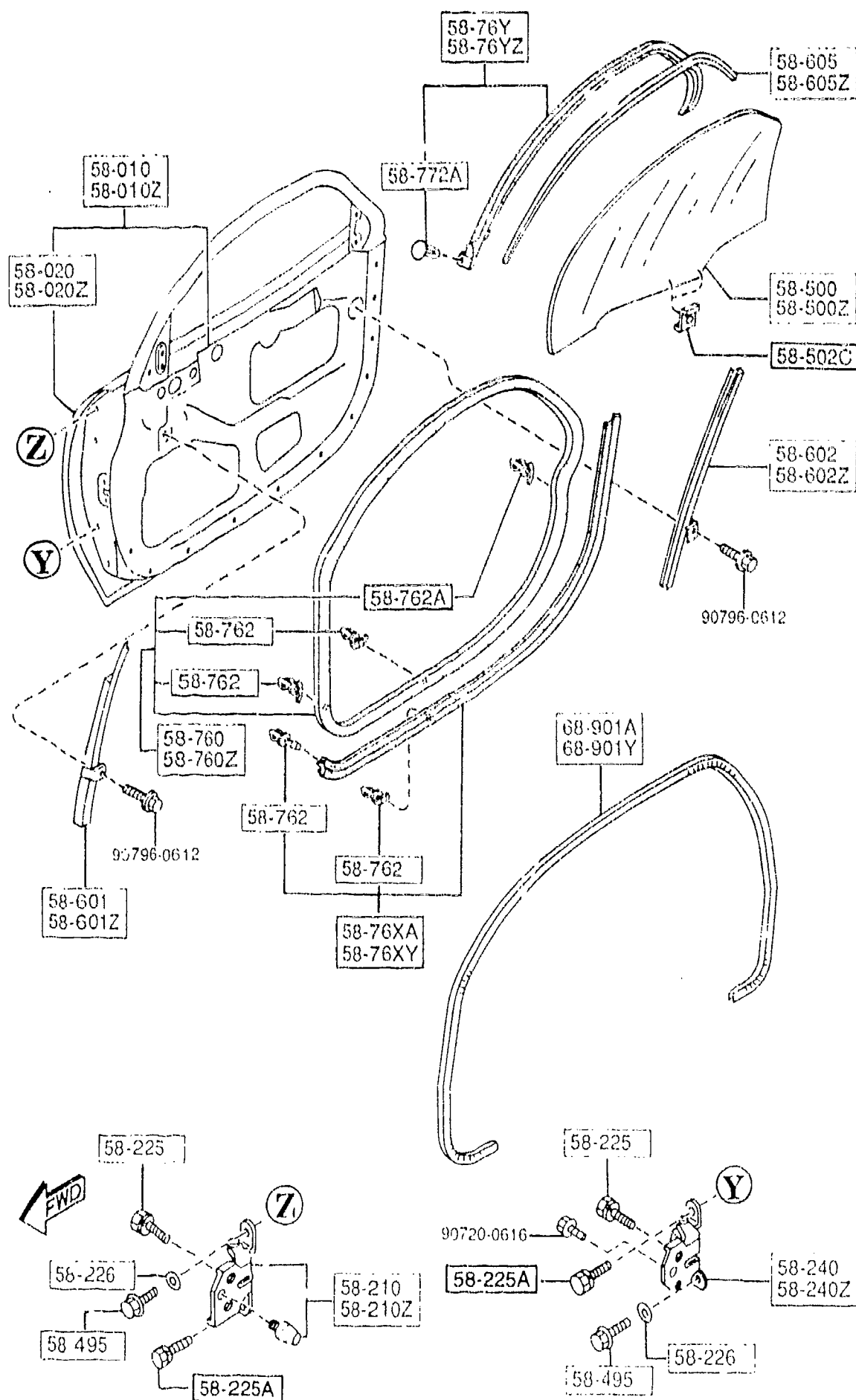
PART NO.	QTY	MODEL/RESTRICTION	MODEL/RESTRICTION	MODEL/RESTRICTION	FROM-TO
58-010		BODY(R), FRONT DOOR			-4801
FD15-58-020C AN(FD15-58-020D)	1				4801-
FD15-58-020D	1				-4801
58-010Z		BODY(L), FRONT DOOR			4801-
FD15-59-020C AN(FD15-59-020D)	1				-4801
FD15-59-020D	1				4801-
58-020		PANEL(R), OUT.-FRT DOOR			
FD01-58-030B	1				
58-020Z		PANEL(L), OUT.-FRT DOOR			
FD01-59-030B	1				
58-210		HINGE(R), DOOR-UPPER			
FD01-58-210A	1				
58-210Z		HINGE(L), DOOR-UPPER			
FD01-59-210A	1				
58-225		BOLT, SETTING-HINGE LOWER			
B455-58-225	8				
58-225A		BOLT, SETTING			
S085-58-225	4				
58-226		WASHER, SETTING			
GJ21-58-226	4				
58-240		HINGE(R), DOOR-LOWER			
FD01-58-240B	1				
58-240Z		HINGE(L), DOOR-LOWER			
FD01-59-240B	1				
58-495		BOLT, SET			
BA54-58-225	4				
58-500		GLASS(R), DOOR-FRT			
4801 FD333 -400022					

5800 FRONT DOORS

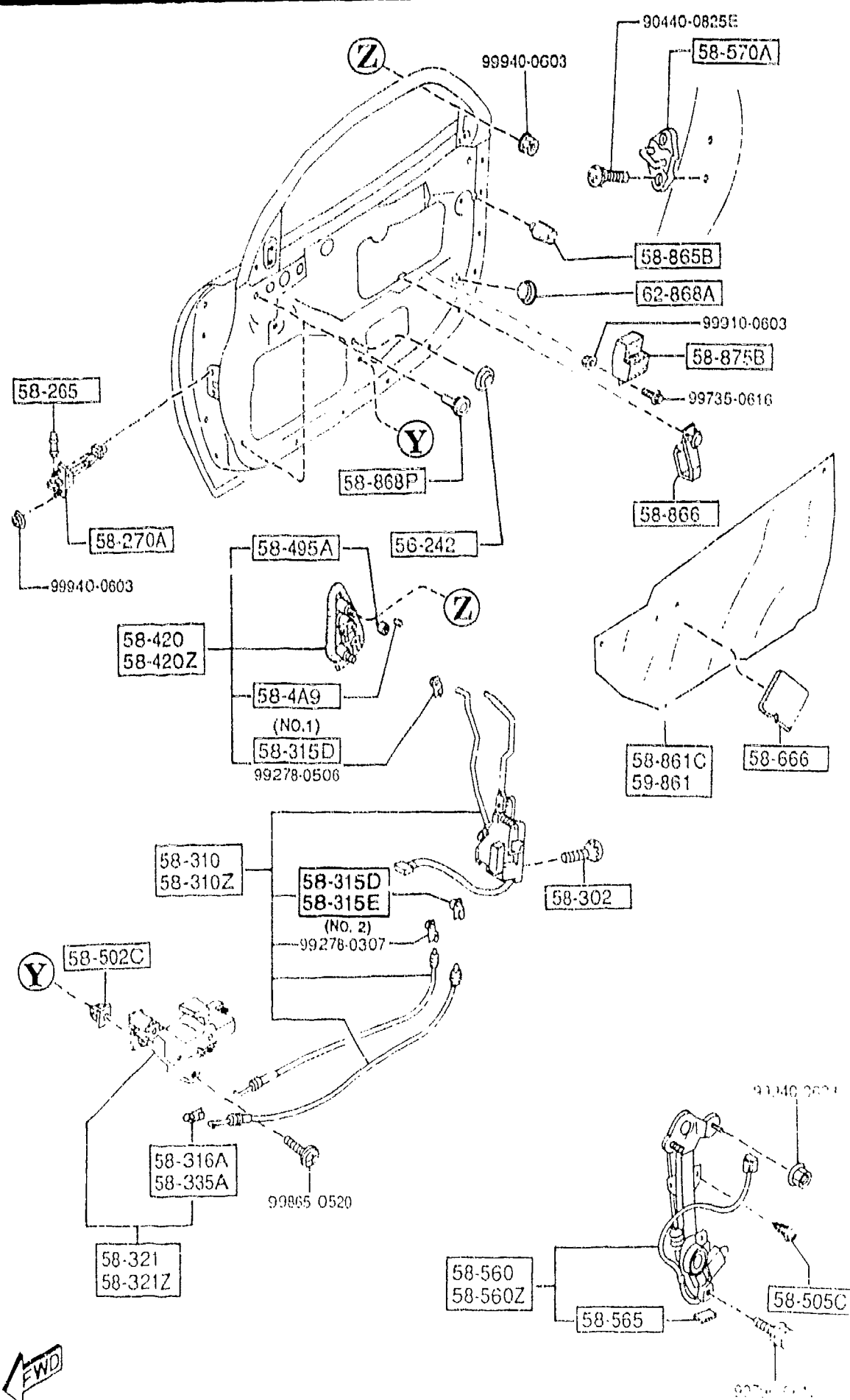


5800 -2 FRONT DOORS

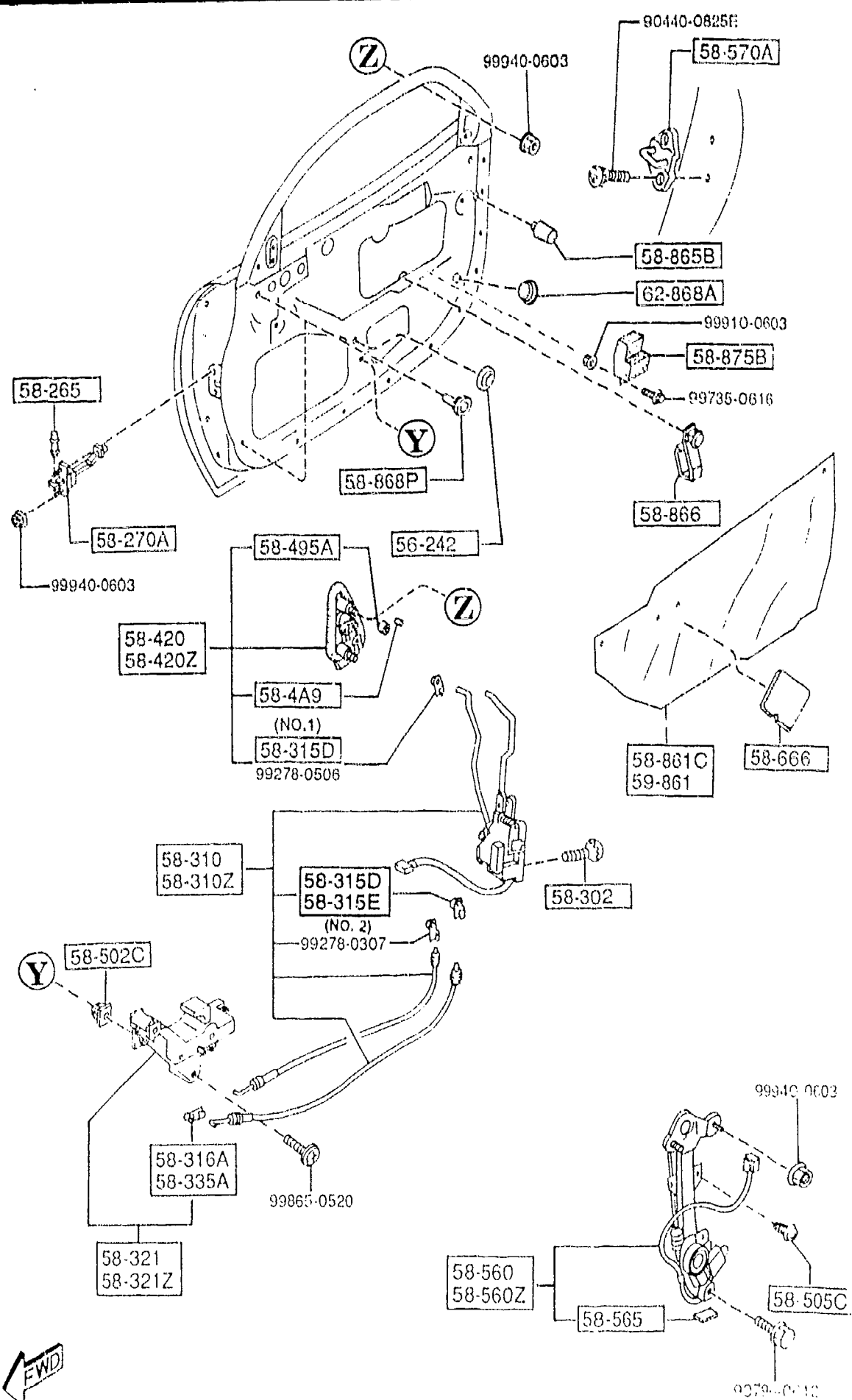
PART NO.	QTY	MODEL/RESTRICTION	MODEL/RESTRICTION	MODEL/RESTRICTION	FROM-TO
CONT'D					
FD15-58-511A	1				
58-500Z		GLASS(L), DOOR-FRT			
FD15-59-511A	1				
58-502C		GROMMET, SCREW			
S084-58-502	4				
58-601		GUIDE'A'(R), GLASS			
FD01-58-601B	1				
58-601Z		GUIDE'A'(L), GLASS			
FD01-59-601B	1				
58-602		GUIDE'B'(R), GLASS			
FD01-58-603A	1				
58-602Z		GUIDE'B'(L), GLASS			
FD01-59-603A	1				
58-605		CHANNEL(R), GLASS			
FD01-58-605E	1				
58-605Z		CHANNEL(L), GLASS			
FD01-59-605E	1				
58-76XA		WEATHERSTRIP(R), DOOR-LOW.			
FD01-58-76XA	1				
58-76XY		WEATHERSTRIP(L), DOOR-LOW.			
FD01-59-76XA	1				
58-76Y		WTHSTP(R), GLASS-F. DOOR			
FD01-58-76YF	1				
58-76YZ		WTHSTP(L), GLASS-F. DOOR			
FD01-59-76YF	1				
58-760		WEATHERSTRIP(R), DOOR			
FD01-58-760D	1				



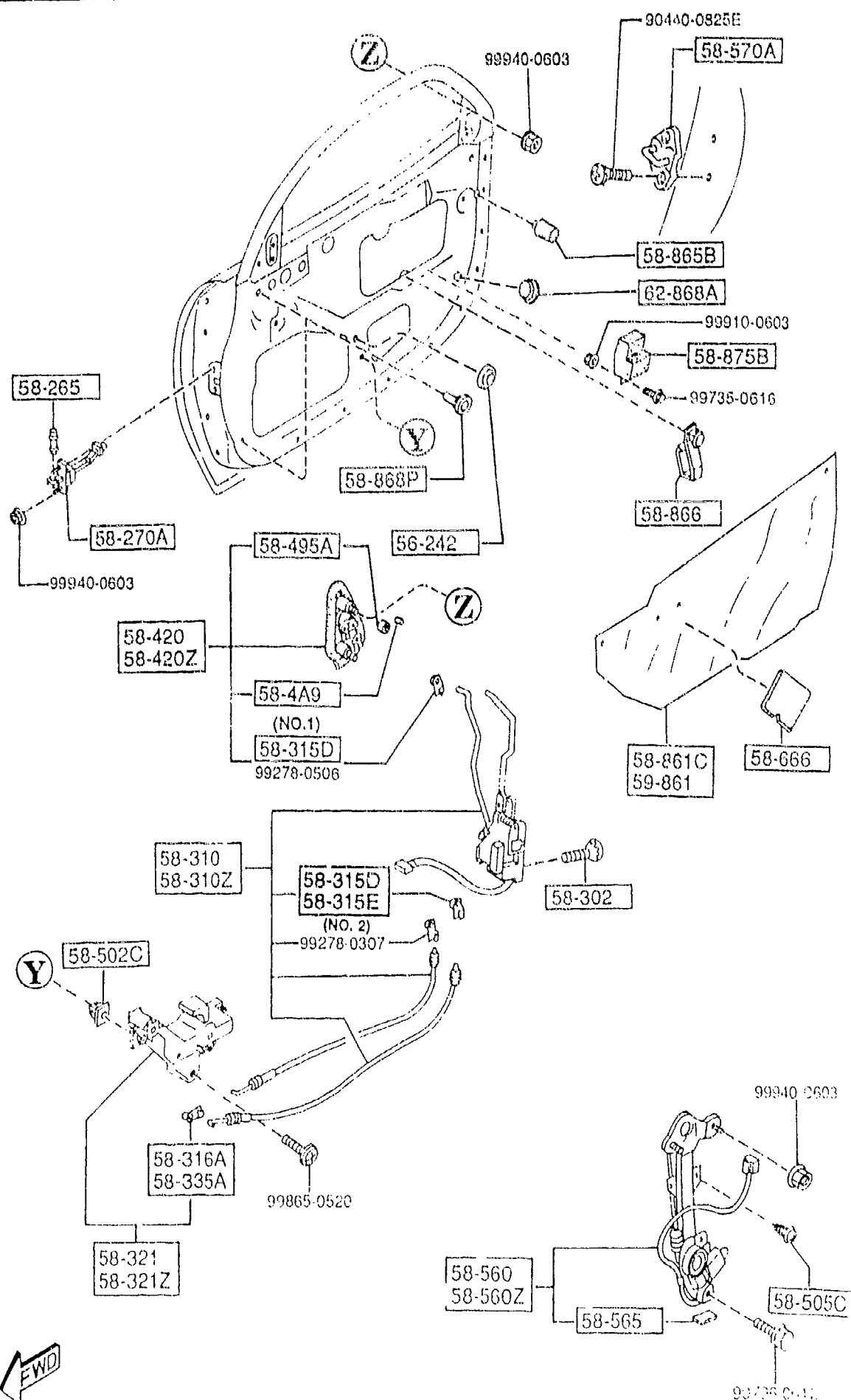
PART NO.	QTY	MODEL/RESTRICTION	MODEL/RESTRICTION	MODEL/RESTRICTION	FROM-TO
58-760Z	1	WEATHERSTRIP(L), DOOR			
FD01-59-760D	1				
58-762	52	FASTENER			
BC1D-58-762	52				
58-762A	4	FASTENER			
FD01-58-762	4				
58-772A	2	FASTENER			
1011-58-772	2				
68-901A	1	WELT(R), SEAMING			
FD01-68-911A	1				
02	INT-	FE5 FE6 FE7 BLACK			
68-901Y	1	WELT(L), SEAMING			
FD01-68-912A	1				
02	INT-	FE5 FE6 FE7 BLACK			



PART NO.	QTY	MODEL/RESTRICTION	MODEL/RESTRICTION	MODEL/RESTRICTION	FROM-TO
56-242		PLUG, DRAIN			
0118-56-242B	2				
58-265		PIN, CHECKER			
BC1D-58-265	2				
58-270A		CHECKER, DOOR			
FD01-58-270B	2				
58-302		SCREW, TAPPING-DOOR LOCK			
GA5R-58-302A	6				
58-310		LOCK(R), DOOR			
FD15-58-310	1				
58-310Z		LOCK(L), DOOR			
FD15-59-310	1				
58-315D		CLIP (R)			
FD01-58-315	1	(ILLUST. NO.1)			
G030-59-315	1	(ILLUST. NO.2)			
58-315E		CLIP (L)			
G030-58-315	1				
58-316A		CLIP			
B001-59-335	2	(FOR RIGHT)			
58-321		HANDLE(R), INNER			
FD01-58-330C	1				
00	INT-	FE5 FE6 FE7 BLACK			
58-321Z		HANDLE(L), INNER			
FD01-59-330C	1				
00	INT-	FE5 FE6 FE7 BLACK			
58-335A		CLIP			
FB01-58-335	2	(FOR LEFT)			
58-4A9		PLUG, OUTER HANDLE			

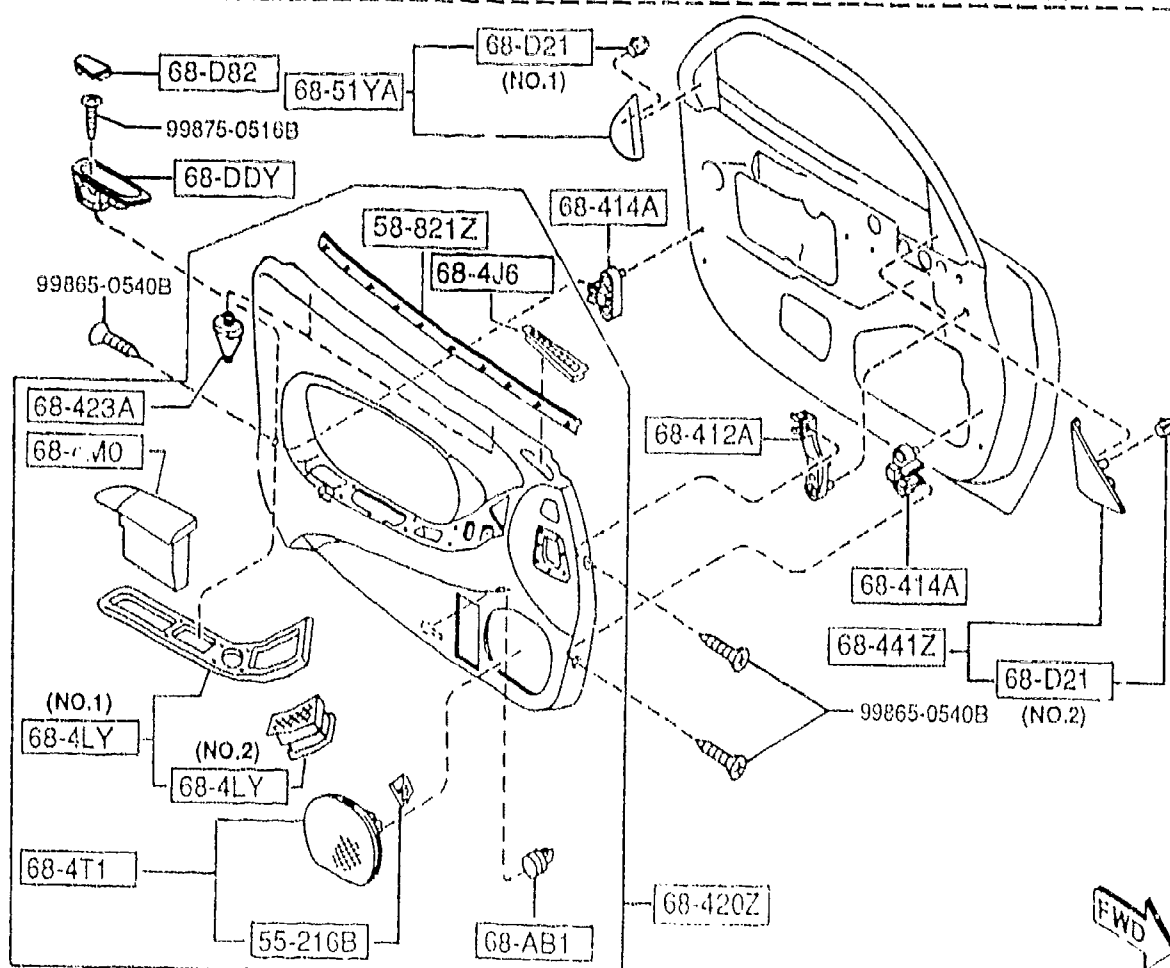
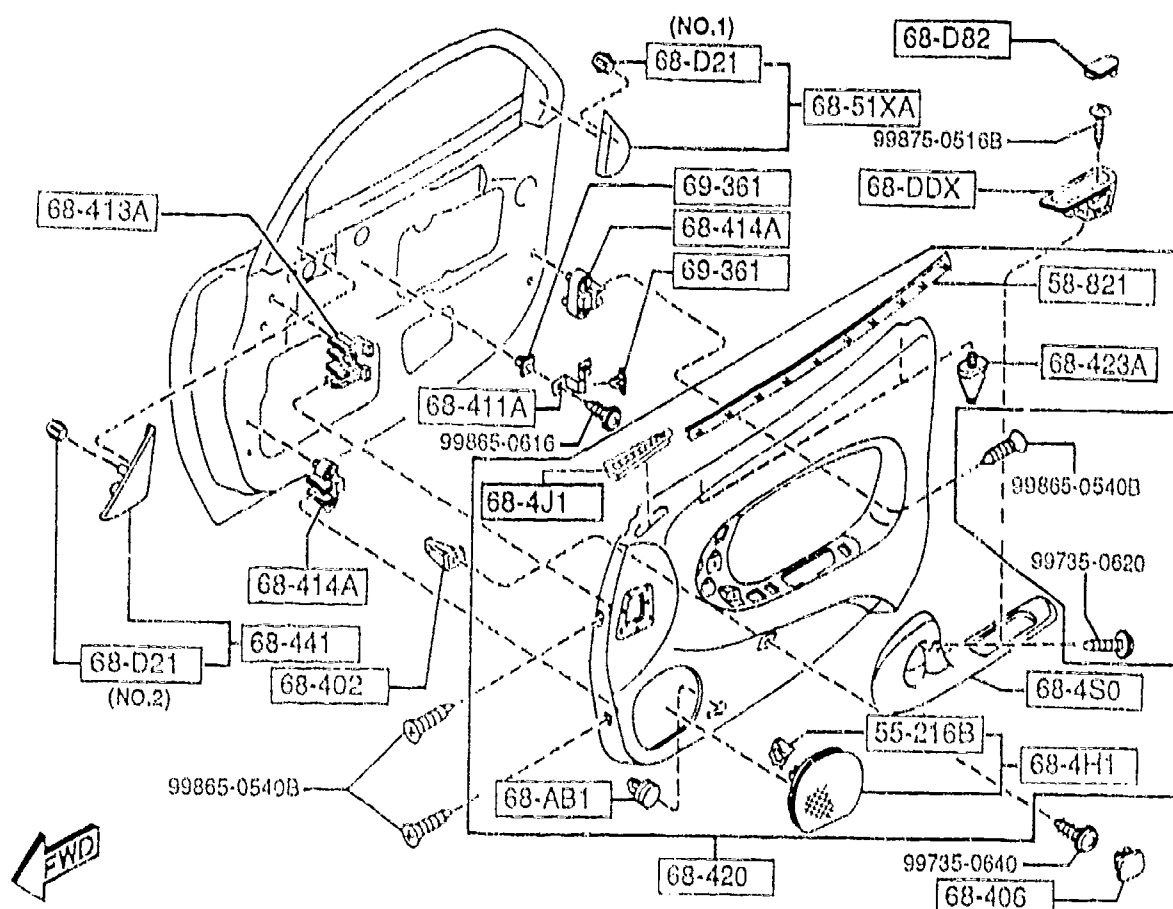


PART NO.	QTY	MODEL/RESTRICTION	MODEL/RESTRICTION	MODEL/RESTRICTION	FROM-TO
CONT'D HG30-58-4A9	1				
+-----+ 58-420 +-----+		HANDLE(R), OUT.			
FD15-58-410C A (FD15-58-410D)	1				-5106
FD15-58-410D	1				5106-
+-----+ 58-420Z +-----+		HANDLE(L), OUT.			
FD15-59-410C A (FD15-59-410D)	1				-5201
FD15-59-410D	1				5201-
+-----+ 58-495A +-----+		RETAINER, LOCK CYL.			
J001-58-495	2				
+-----+ 58-502C +-----+		GROMMET, SCREW			
FD01-58-332	10				
+-----+ 58-505C +-----+		SCREW, WINDOW REGULAT OR			
B092-58-505	4				
+-----+ 58-560 +-----+		REGULATOR(R), WINDOW			
FD15-58-560B AN(FD15-58-560C)	1				-5418
FD15-58-560C	1				5418-
+-----+ 58-560Z +-----+		REGULATOR(L), WINDOW			
FD15-59-560B AN(FD15-59-560C)	1				-5417
FD15-59-560C	1				5417-
+-----+ 58-565 +-----+		RUBBER, STOPPER			
GA7C-58-565	2				
+-----+ 58-570A +-----+		STRIKER			
FD01-58-361	2				
+-----+ 58-666 +-----+		SHEET			
B092-58-862	5				-4C01
B092 58-862	2				4C01-
4C01 FD333	-400022				
5106 FD333	-400025				
5201 FD333	-400026				
5417 FD333	-400028				
5418 FD333	-400030				



PART NO.	QTY	MODEL/RESTRICTION	MODEL/RESTRICTION	MODEL/RESTRICTION	FROM-TO
+-----+ 58-861C +-----+		SCREEN(R),FRONT DOOR			
FD15-58-861B	1				
+-----+ 58-865B +-----+		CUSHION,RUBBER			
G067-58-873	2				
+-----+ 58-866 +-----+		CLIP			
B038-58-866	4				
+-----+ 58-868P +-----+		COVER,HOLE-DOOR BODY			
FD01-58-868	4				-4C01
LA01-57-425A	4				4C01-
+-----+ 58-875B +-----+		PAD			
FD15-58-875E	2				
+-----+ 59-861 +-----+		SCREEN(L),FRONT DOOR			
FD15-59-861B	1				
+-----+ 62-868A +-----+		COVER,HOLE-LIFT GATE			
B499-62-868	2				-4B01
4B01 FD333 -400022					
4C01 FD333 -400022					

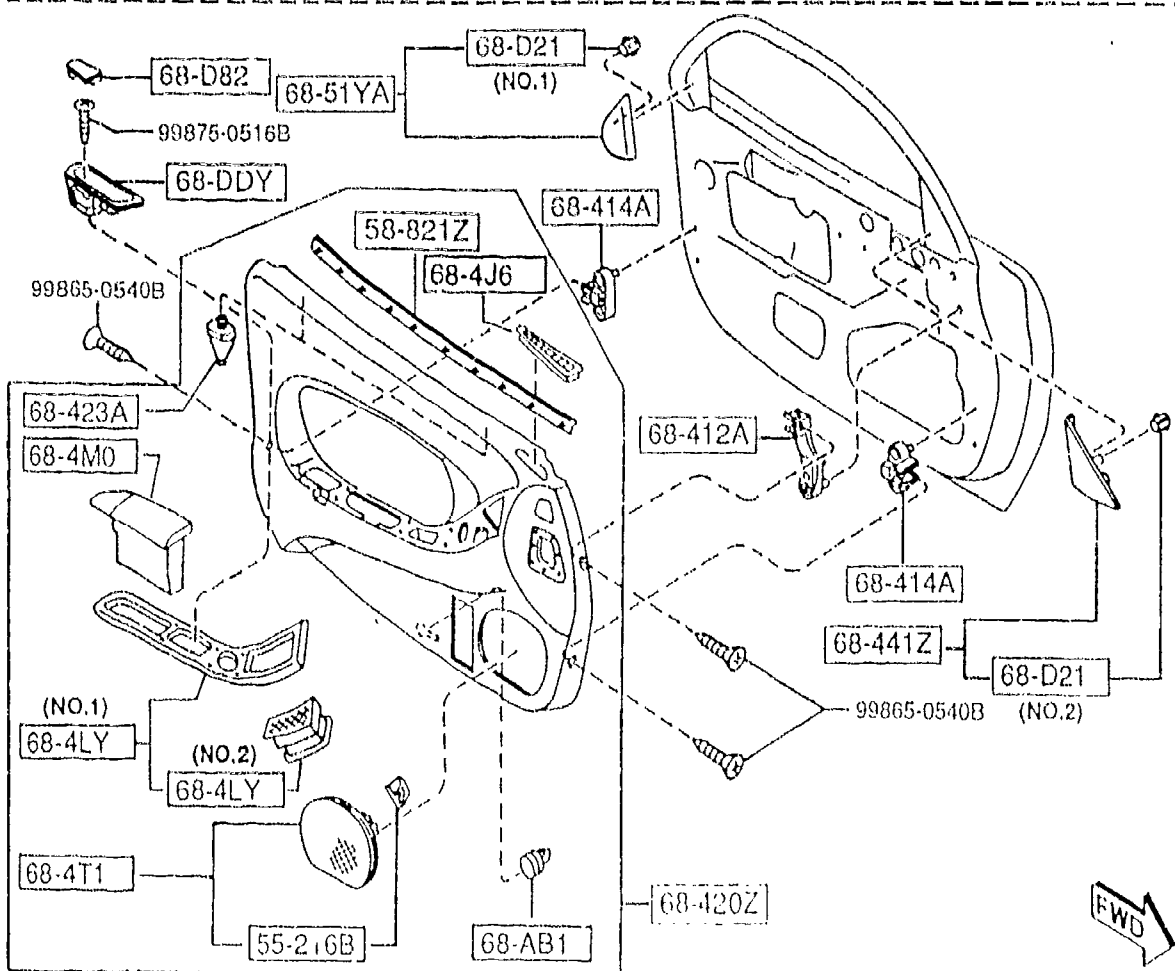
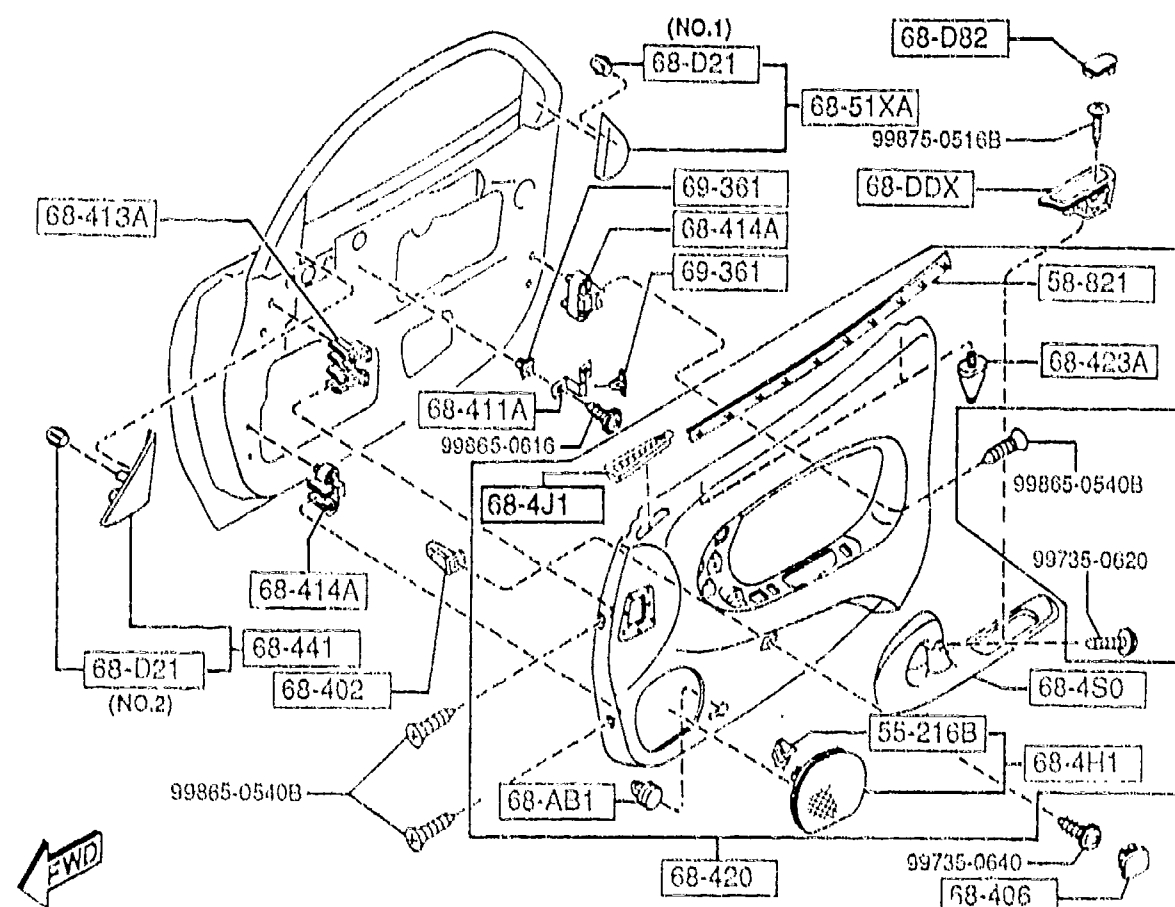
5840 FRONT DOOR TRIMS & RELATED PARTS



5840 -1 FRONT DOOR TRIMS & RELATED PARTS

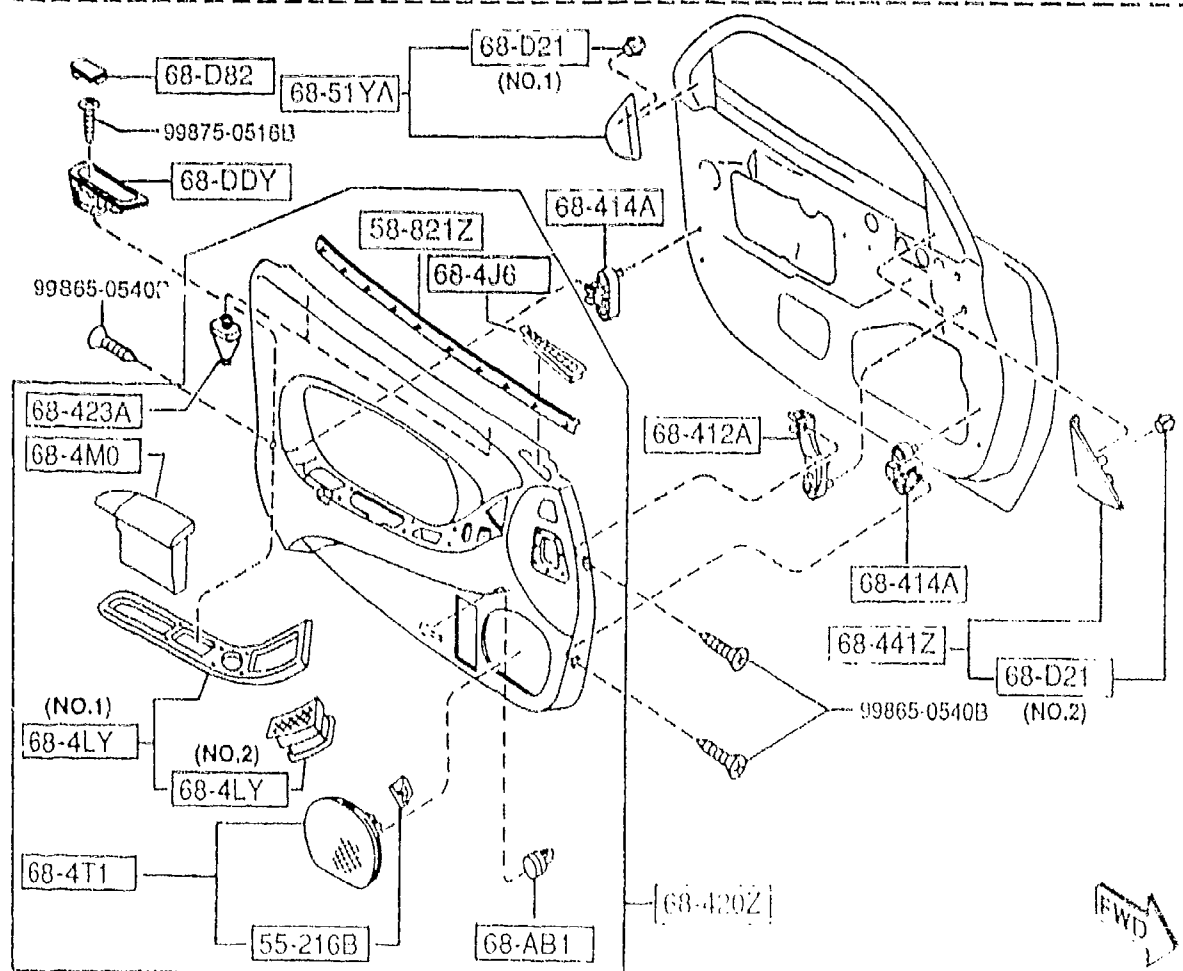
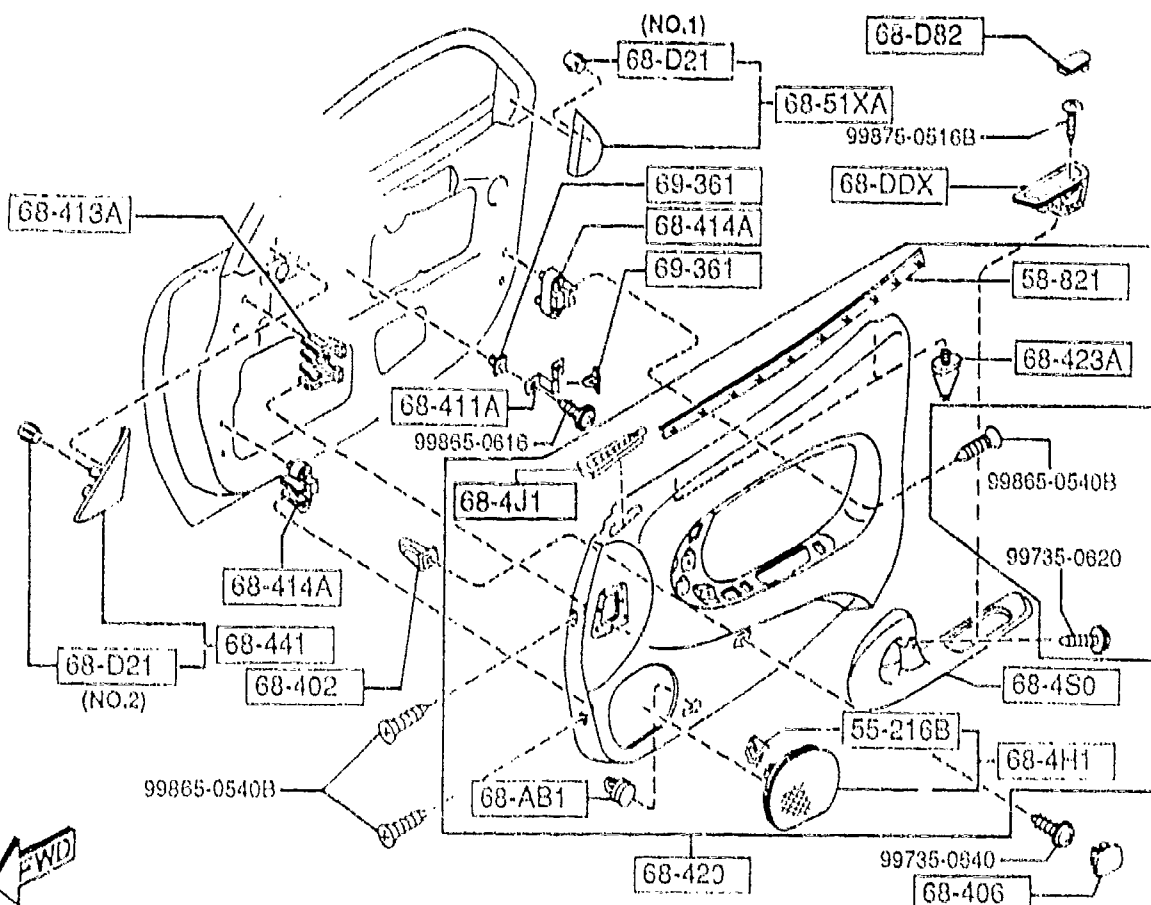
PART NO.	QTY	MODEL/RESTRICTION	MODEL/RESTRICTION	MODEL/RESTRICTION	FROM-TO
55-216B		SPRING,CENTER PANEL			
B092-55-257	4				
58-821		WEATHERSTRIP(R),INN.			
FD01-58-821	1				
58-821Z		WEATHERSTRIP(L),INN.			
FD01-59-821	1				
68-AB1		FASTENER			
G350-68-AB1	6				
68-DDX		PANEL(R),RECESS			
FD01-68-DDXE	1				
00	INT-	FE5 FE6 FE7 BLACK			
68-DDY		PANEL(L),RECESS			
FD01-68-DDYE	1				
00	INT-	FE5 FE6 FE7 BLACK			
68-D21		CLIP,TRIM			
FD01-68-D21	4	(ILLUST. NO.1)			
LA10-68-D21	2	(ILLUST. NO.2)			
68-D02		CAP,ASSIST-DOOR TRIM			
FD01-68-D82A	2				
00	INT-	FE5 FE6 FE7 BLACK			
68-4H1		GRILLE(R),SPEAKER			
FD01-68-4H0B	1				
02	INT-	FE5 FE6 FE7 BLACK			
68-4J1		GRILLE(R),SIDE DEMIS TER			
FD01-68-4J1	1				
02	INT-	FE5 FE6 FE7 BLACK			
68-4J6		GRILLE(L),SIDE DEMIS TER			
FD01-68-4J6	1				
02	INT-	FE5 FE6 FE7 BLACK			

5840 FRONT DOOR TRIMS & RELATED PARTS



PART NO.	QTY	MODEL/RESTRICTION	MODEL/RESTRICTION	MODEL/RESTRICTION	FROM-TO
68-4LY		PANEL(L), SWITCH			
FD15-68-4LY	1	(ILLUST. NO.1)			
00	INT-	FE5 FE6 FE7 BLACK			
FD15-68-4L6	1	(ILLUST. NO.2)			
00	INT-	FE5 FE6 FE7 BLACK			
68-4M0		LID(L), ARM REST-TRIM			
FD15-68-4M0B	1				
00	INT-	FE5 FE6 FE7 BLACK			
68-4S0		GRIP, FRT ASSIST			
FD15-69-44X	1				
00	INT-	FE5 FE6 FE7 BLACK			
68-4T1		GRILLE(L), SPEAKER			
FD01-68-4W0B	1				
02	INT-	FE5 FE6 FE7 BLACK			
68-402		GROMMET, SCREW			
H380-68-402	2				
68-406		CAP, DOOR TRIM			
FD01-68-406	1				
02	INT-	FE5 FE6 FE7 BLACK			
68-411A		BRACKET, TRIM			
FD01-68-411	1				
68-412A		BRACKET, TRIM			
FD01-68-412A	1				
68-413A		BRACKET, TRIM			
FD01-68-413B	1				
68-414A		BRACKET, TRIM			
FD01-68-414A	4				
68-420		TRIM(R), DOOR			
FD15-68-420J	1				

5840 FRONT DOOR TRIMS & RELATED PARTS



5840 -3 * FRONT DOOR TRIMS & RELATED PARTS

PART NO.	QTY	MODEL/RESTRICTION	MODEL/RESTRICTION	MODEL/RESTRICTION	FROM-TO
CONT'D					
02	INT-	FE5 FE6 FE7 BLACK			
68-420Z		TRIM(L), DOOR			
FD15-68-450J	1				
02	INT-	FE5 FE6 FE7 BLACK			
68-423A		PIN, LOCATOR			
FD01-68-423A	4				
68-441		GARNISH(R), DOOR			
FD01-68-DJXC	1				
68-441Z		GARNISH(L), DOOR			
FD01-68-DJYC	1				
68-51XA		GARNISH(R), SAIL-INN.			
FD01-68-51XD	1				
68-51YA		GARNISH(L), SAIL-INN.			
FD01-68-51YD	1				
69-361		GROMMET, SCREW			
B316-69-361	3				